

*Right to Information Act 2009
and Information Privacy Act 2009*

Annual Report 2020–21



Queensland
Government

Licence



This annual report is licensed by the State of Queensland (the Department of Justice and Attorney-General) under a Creative Commons Attribution (CC BY) 3.0 Australia licence.

You are free to copy, communicate and adapt this annual report if you attribute the work to The State of Queensland (Department of Justice and Attorney-General).

To view a copy of this licence, visit:

<http://creativecommons.org/licences/by/3.0/au/deed.en>

Attribution: Content from this annual report should be attributed as: The State of Queensland (Department of Justice and Attorney-General) *Right to Information Act 2009* and *Information Privacy Act 2009* Annual Report 2020-21.

Copies of this report are available on our website at: <http://www.justice.qld.gov.au/>.

February 2022

Minister's Preface

Queenslanders continued to embrace the opportunity to engage with government transparency by making a record number of Right to Information (RTI) and Information Privacy (IP) applications in 2020-21.

There were a total of 18,532 RTI and IP access and amendment applications received during the financial year, over 2,400 more than the previous 12 months.

The number of pages considered for release surpassed four million for the first time, with the total figure of 4.6 million representing a 38.8 percent increase on 2019-20.

This all reflects well on the government's commitment to open and transparent operations.

Queensland's Right to Information and Information Privacy legislation is designed to make more information available to members of the community and provide a framework for the lawful management and handling of individuals' personal information.

Efficient and effective operation of this legislation is critical to ensuring the government's commitment to open and accountable government is met.

It is refreshing to note that Ministers and agencies advised no disciplinary action was taken against any officer in relation to the administration of the *Right to Information Act 2009* (RTI Act) and *Information Privacy Act 2009* (IP Act), nor were any proceedings brought for offences.

Departments across the government continued to build on endeavours to make accessing RTI and IP information as seamless and cost-effective as possible. There were at least 27 separate activities undertaken by different departments to further the object of the RTI Act and IP Act in 2020-21.

This annual report contains an erratum to figures provided by several departments for the previous annual report year, 2019-20. The changes had a very minor impact on the overall numbers and reflects these departments' commitment to ensuring figures are reported accurately, as they are constantly reviewed.

RTI and IP officers and departmental staff should be complimented for taking the time to decide information requests in a professional manner, particularly considering the obstacles created by the COVID-19 pandemic that again impacted heavily on all walks of life.

I am very pleased to table this report.



SHANNON FENTIMAN

Attorney-General and Minister for Justice

Minister for Women

Minister for the Prevention of Domestic and Family Violence

Contents

Minister's Preface.....	2
Abbreviations	4
Explanation of terms used in this report.....	4
Overview	5
Releasing government information	5
Publication Scheme	5
Disclosure Log	5
Furthering the objects of the Acts	5
Reporting requirements.....	6
Legislative basis.....	6
Summary of data.....	6
Overview and comparison.....	8
Table 1. Overview of RTI and IP access and amendment applications received by State Government agencies (total), 2020–21.....	8
Figure 1. Number of RTI and IP access and amendment applications received, 2011–12 to 2020–21	9
Table 2. Pages released in full or part, 2011–12 to 2020–21	10
Figure 2. Number of IP amendment applications received, 2011-12 to 2020-21.	10
APPENDIX 1 – Premier and Cabinet.....	11
APPENDIX 2 – Aboriginal and Torres Strait Islander Partnerships.....	14
APPENDIX 3 – Agriculture and Fisheries.....	16
APPENDIX 4 – Child Safety, Youth and Women.....	19
APPENDIX 5 – Children, Youth Justice and Multicultural Affairs	22
APPENDIX 6 – Communities, Disability Services and Seniors	25
APPENDIX 7 – Communities, Housing and Digital Economy	27
APPENDIX 8 – Queensland Corrective Services	30
APPENDIX 9 – Education	34
APPENDIX 10 – Employment, Small Business and Training	40
APPENDIX 11 – Energy and Public Works	42
APPENDIX 12 – Environment and Science.....	45
APPENDIX 13 – Queensland Fire and Emergency Services	48
APPENDIX 14 – Queensland Health	51
APPENDIX 15 – Housing and Public Works.....	62
APPENDIX 16 – Justice and Attorney-General	65
APPENDIX 17 – Local Government, Racing and Multicultural Affairs.....	71
APPENDIX 18 – Natural Resources, Mines and Energy	73
APPENDIX 19 – Queensland Police Service.....	76
APPENDIX 20 – Public Safety Business Agency	81
APPENDIX 21 – Regional Development and Manufacturing	83
APPENDIX 22 – Regional Development, Manufacturing and Water.....	85
APPENDIX 23 – Resources.....	88
APPENDIX 24 – Seniors, Disability Services and Aboriginal and Torres Strait Islander Partnerships	91
APPENDIX 25 – State Development, Infrastructure, Local Government and Planning	94
APPENDIX 26 – State Development, Tourism and Innovation	107
APPENDIX 27 – Tourism, Innovation and Sport.....	110
APPENDIX 28 – Transport and Main Roads	113
APPENDIX 29 – Queensland Treasury	117
APPENDIX 30 – Youth Justice	121
APPENDIX 31 – Efforts to further the objects of the RTI Act and IP Act.....	123
APPENDIX 32 – Regulations	138
Notes about Appendices 1 to 30.....	141
Deletion where no data returned.....	141
Disclosure logs section 8(d) RTI Regulation.....	141
Recording refusal of access – section 8(c) RTI Regulation and section 6(c) IP Regulation	141
APPENDIX 33 - Erratum	142

Abbreviations

DJAG	Department of Justice and Attorney-General
IP	Information Privacy
IP Act	<i>Information Privacy Act 2009</i>
IP Regulation	<i>Information Privacy Regulation 2009</i>
IPA	Information Privacy Amendment
IPP	Information Privacy Principle
moG	machinery of Government
NPP	National Privacy Principle
OIC	Office of the Information Commissioner
PWN	Prescribed Written Notice
RTI	Right to Information
RTI Act	<i>Right to Information Act 2009</i>
RTI Regulation	<i>Right to Information Regulation 2009</i>

Explanation of terms used in this report

Term	Explanation
Access application	An application for information made under either the RTI Act or Chapter 3 of the IP Act.
Access charge	Charges prescribed under a regulation and payable for being given access to documents. In the reporting period, for example, black and white photocopying charges were 25 cents for each A4 page.
Amendment application	An application made under the IP Act to have personal information amended on the basis that it is inaccurate, incomplete, out of date or misleading.
Application fee	The fee prescribed in the RTI Regulation and payable for an access application under the RTI Act. For the period 1 July 2020 to 9 August 2020, the application fee was \$50.80. In line with the <i>Justice Legislation (Fees) Amendment Regulation 2020</i> the RTI Act's application fee increased on 10 August 2020 to \$51.70.
Internal Review	A review of a decision within an agency by a person who is no less senior than the original decision maker.
External Review	A review by the Information Commissioner of a decision made by an agency or Minister.
Processing charge	Charges prescribed in the RTI Regulation for searching for, or retrieving a document, and making, or doing things related to making, a decision on an application. In general, processing charges are payable for RTI Act applications where an agency or Minister spends more than five hours processing non-personal documents. In the reporting period 1 July 2020 to 9 August 2020, the processing charge was \$7.85 for each 15 minutes or part thereof. In line with the <i>Justice Legislation (Fees) Amendment Regulation 2020</i> the RTI Act's processing charge increased on 10 August 2020 to \$8.00 for each 15 minutes or part thereof.
Portfolio/agencies	Portfolio/agencies within a Minister's administrative responsibility are reported on under the relevant department's heading. For example, the Justice and Attorney-General portfolio includes DJAG and the Attorney-General and Minister for Justice, Minister for Women and Minister for the Prevention of Domestic and Family Violence, as well as agencies such as the Legal Services Commission and the Electoral Commission of Queensland, all of which are reported under the DJAG heading.
State Government agencies	Includes departments, Ministers, portfolio agencies, statutory authorities, local governments and hospital and health services.

Overview

This annual report covers the 2020-21 financial year regarding the operation of the *Right to Information Act 2009* (RTI Act) and the *Information Privacy Act 2009* (IP Act).

The primary object of the RTI Act is to give a right of access to information in the government's possession or under the government's control unless, on balance, it is contrary to the public interest to give the access.

The IP Act works in parallel with the RTI Act and provides for the fair collection and handling of personal information by Queensland Government agencies and a right of access to, and amendment of, personal information in the government's possession or under the government's control unless, on balance, it is contrary to the public interest.

The IP Act sets out 11 Information Privacy Principles (IPPs) with which all agencies must adhere, except for Queensland Health and the Hospital and Health Services, which are subject to the National Privacy Principles (NPPs). The IPPs and NPPs govern how Queensland Government agencies collect, store, use and disclose personal information.

Releasing government information

The process of routinely releasing government information to the public is commonly referred to as the "push" model. Under this model, information is released administratively via mechanisms which include agencies' publication schemes and disclosure logs. As a result, access applications for information under the legislation are provided as a mechanism of last resort.

Publication Scheme

A publication scheme is a structured list of an agency's information that is readily available to the public, free of charge wherever possible. Every government agency which is subject to the RTI Act must have a publication scheme.

Disclosure Log

Disclosure logs form part of the "push" model where information released under an RTI application is made available for access to the public by being published on agency websites. They provide access to information already released under the RTI application process. They can provide a cost and time benefit to both the individual and agency by reducing the number of additional applications under the RTI Act for the same information.

Furthering the objects of the Acts

In the reporting period, State Government agencies made efforts to further the objects of the RTI Act and the IP Act. This information is summarised in Appendix 31.

Reporting requirements

Legislative basis

Section 185 of the RTI Act and section 194 of the IP Act require statistical and other information to be collected from Ministers and agencies. Each requirement is outlined as follows:

- section 185(1) of the RTI Act and section 194(1) of the IP Act require the Attorney-General and Minister for Justice, Minister for Women and Minister for the Prevention of Domestic and Family Violence to prepare a report and table it in Parliament.
- section 185(2) of the RTI Act and section 194(2) of the IP Act refer to the *Right to Information Regulation 2009* (the RTI Regulation) and the *Information Privacy Regulation 2009* (the IP Regulation) which set out the details of the information required to be included in the report (refer to Appendix 32).
- section 194(3) of the IP Act provides that an annual report under this section may be included as part of an annual report the Minister is required to give under the RTI Act.

Summary of data

This report includes statistics on both the RTI Act and IP Act for the period 1 July 2020 to 30 June 2021.

Data from all Ministers and agencies covered by the RTI Act and IP Act were collected and collated by Right to Information and Privacy, Department of Justice and Attorney-General (DJAG) for inclusion in this report.

The detailed data for Ministers and agencies is set out in Appendices 1-30 of this report and includes information required under:

- section 8(a) - (g) and (j) of the RTI Regulation; and
- section 6(a) - (g) and (j) of the IP Regulation.

For the 2020-21 reporting year, all figures are reported based on the actual applications processed by individual RTI and Privacy units, unless otherwise indicated in the tables.

Disciplinary action

For the 2020-21 year, Ministers and agencies advised no disciplinary action was taken against any officer in relation to the administration of the Acts under section 8(h) of the RTI Regulation or section 6(h) of the IP Regulation.

Proceedings brought for offences

Ministers and agencies advised no proceedings were brought for offences under section 175(1) or (3) of the RTI Act or section 184(1) or (3) of the IP Act (section 8(i) of the RTI Regulation and section 6(i) of the IP Regulation).

Relevant facts indicating efforts by agencies or Ministers to further the objects of the RTI Act and IP Act (section 8(k) of the RTI Regulation and section 6(k) of the IP Regulation)

Appendix 31 summarises the efforts made by Ministers and agencies during the 2020-21 financial year which build on efforts made in previous years.

Machinery of Government (moG) changes

Three Administrative Arrangements Orders and five Administrative Arrangements Amendment Orders made by the Governor in Council applied to this reporting period, namely:

- Administrative Arrangements Order (No. 1) 2020 (*made by the Governor in Council on 11 May 2020*)
- Administrative Arrangements Amendment Order (No. 1) 2020 (*made by the Governor in Council on 12 May 2020*)
- Administrative Arrangements Amendment Order (No. 2) 2020 (*made by the Governor in Council on 25 June 2020*)
- Administrative Arrangements Order (No. 2) 2020 (*made by the Governor in Council on 12 November 2020*)
- Administrative Arrangements Amendment Order (No. 3) 2020 (*made by the Governor in Council on 19 November 2020*)
- Administrative Arrangements Amendment Order (No. 1) 2021 (*made by the Governor in Council on 22 April 2021*)
- Administrative Arrangements Order (No. 1) 2021 (*made by the Governor in Council on 29 June 2021*)

Non-compliant access applications

If an application fails to comply with the requirements under the legislation, even after consultation with the applicant, a Prescribed Written Notice (PWN) of the decision is sent under section 33 of the RTI Act or section 53 of the IP Act – *Noncompliance with application requirement*. This allows the applicant rights of review.

Noncompliant applications are not included in this report, except when the application was subject to an internal or external review, as it is not a requirement of either the RTI Regulation or the IP Regulation.

Amendments made to statistical information relating to the Right to Information Act 2009 and Information Privacy Act 2009 Annual Report 2019-20

The *Right to Information Act 2009* and *Information Privacy Act 2009* Annual Report 2019-20 was tabled out-of-session in the Legislative Assembly on 26 March 2021.

On 19 April 2021, discrepancies were found in the Report relating to the:

- Department of Agriculture and Fisheries;
- Department of Environment and Science;
- Department of Employment, Small Business and Training;
- the former Department of Natural Resources, Mines and Energy; and
- the former Department of Innovation and Tourism Industry Development.

On 5 August 2021, discrepancies were found in the Report relating to the Department of Justice and Attorney-General.

All information relevant to these discrepancies is detailed in Appendix 33.

Overview and comparison

Detailed information for each agency is presented in Appendices 1 - 30 and summarised in the tables and figures below. The information reported is based on the actual applications processed by individual right to information and information privacy business units within State Government agencies.

Table 1 presents summary information about 2020-21 activity by agency.

It shows:

- the total number of RTI and IP access and amendment applications received as 18,532, an increase from 16,121 applications in the previous year.
- the total number of pages considered was 4,611,897 representing a 38.8 percent increase from 3,322,624 in 2019-20.
- internal reviews of 255 compared with 407 for 2019-20.
- external reviews of 583 compared with 643 for 2019-20.
- fees received totalling \$645,937 in 2020-21 compared with \$573,983 in 2019-20.

Table 1. Overview of RTI and IP access and amendment applications received by State Government agencies (total), 2020–21

AGENCY	RTIs	IPs	IPAs	Total apps	Page numbers considered	Internal reviews	External reviews ¹	Total fees and charges received
Queensland Health	2,086	4,848	60	6,994	2,233,809	18	63	146,018.44
Queensland Police Service	1,450	1,718	7	3,175	70,485	56	184	83,258.90
Queensland Corrective Services	90	1,676	1	1,767	410,011	14	35	5,848.20
State Development, Infrastructure, Local Government and Planning	1,219	353	1	1,573	222,483	76	100	128,524.77
Education	585	768	9	1,362	179,726	16	73	80,814.95
Children, Youth Justice and Multicultural Affairs	30	707	0	737	112,999	6	9	2,536.20
Transport and Main Roads	540	118	0	658	26,734	18	10	47,645.41
Justice and Attorney-General	166	176	1	343	70,507	16	38	31,461.81
Child Safety, Youth and Women	8	318	1	327	46,387	3	6	637.65
Queensland Fire and Emergency Services	204	72	1	277	925,826	3	4	9,785.30
Energy and Public Works	161	95	1	257	144,176	5	6	21,082.15
Environment and Science	204	14	0	218	37,661	1	7	25,814.98
Youth Justice	2	137	0	139	41,652	0	0	205.90
Resources	117	10	0	127	10,655	6	7	11,663.43
Queensland Treasury	67	37	0	104	18,861	3	5	12,156.70
Seniors, Disability Services and Aboriginal and Torres Strait Islander Partnerships	8	86	0	94	7,735	0	0	413.60
Premier and Cabinet	64	17	0	81	7,384	5	13	10,452.60
Agriculture and Fisheries	45	15	0	60	13,634	2	10	6,126.40
Employment, Small Business and Training	16	32	0	48	1,166	0	3	771.90
Natural Resources, Mines and Energy	33	11	0	44	11,753	2	2	7,015.02
Communities, Housing and Digital Economy	18	23	1	42	4,074	0	0	1,418.30
Aboriginal and Torres Strait Islander Partnerships	2	30	0	32	1,279	0	0	102.50
Housing and Public Works	17	7	1	25	2,096	1	0	4,848.70
Regional Development, Manufacturing and Water	18	1	0	19	4,195	1	4	5,846.00

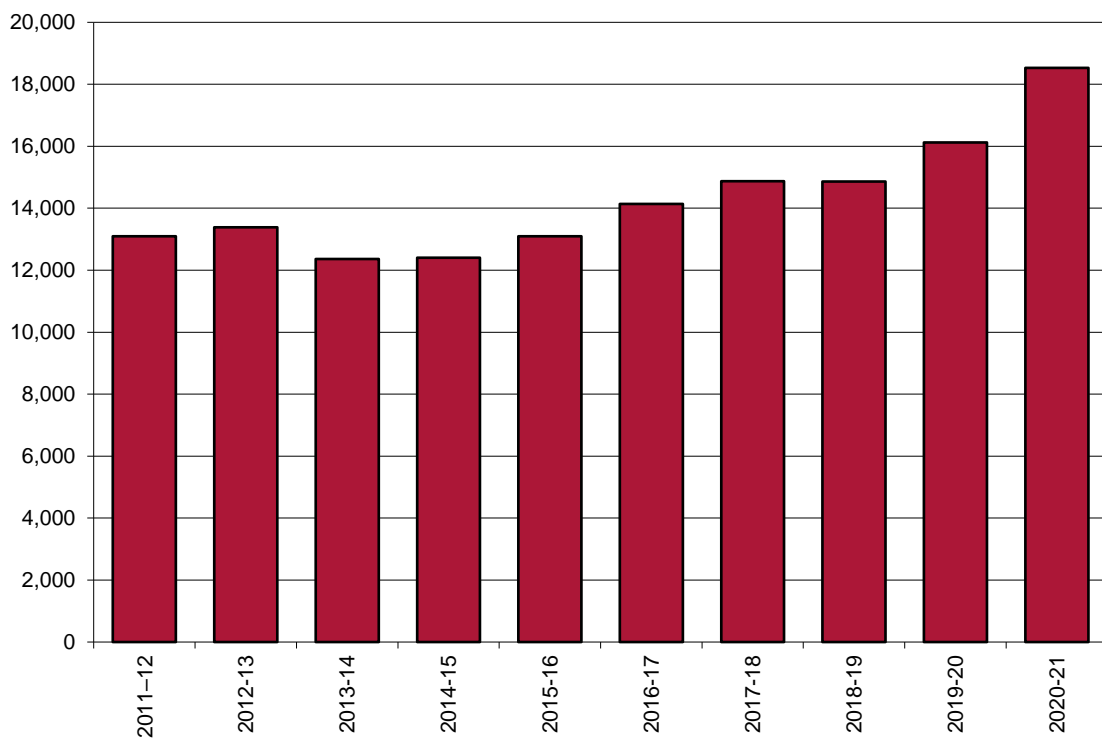
¹ Statistics in relation to applications for external review of decisions by Ministers and agencies may differ from those reported in the 'Office of the Information Commissioner (Queensland) Annual Report 2020/2021' depending on how agencies have captured information regarding correspondence from the Office of the Information Commissioner (OIC). For example, when OIC seeks information from agencies relating to an external review request that it has received and then decided not to accept.

AGENCY	RTIs	IPs	IPAs	Total appins	Page numbers considered	Internal reviews	External reviews ²	Total fees and charges received
State Development, Tourism and Innovation	9	0	0	9	4,196	0	0	461.70
Tourism, Innovation and Sport	7	1	0	8	415	0	3	921.90
Public Safety Business Agency	2	6	0	8	816	3	1	103.40
Communities, Disability Services and Seniors	0	2	0	2	951	0	0	0.00
Local Government, Racing and Multicultural Affairs	0	2	0	2	231	0	0	0.00
Regional Development and Manufacturing	0	0	0	0	0	0	0	0.00
TOTAL	7,168	11,280	84	18,532	4,611,897	255	583	645,936.81

Note: Agencies have been listed in order of 'total applications' received – from highest number of applications to least amount of applications.

Figure 1 shows the total number of RTI and IP access and amendment applications received over the last ten years by State Government agencies. These applications have increased between 2019-20 (16,121) and 2020-21 (18,532). These figures include both applications for information (access applications) and applications to have personal information amended on the basis it is inaccurate, incomplete, out of date or misleading (amendment applications).

Figure 1. Number of RTI and IP access and amendment applications received, 2011-12 to 2020-21



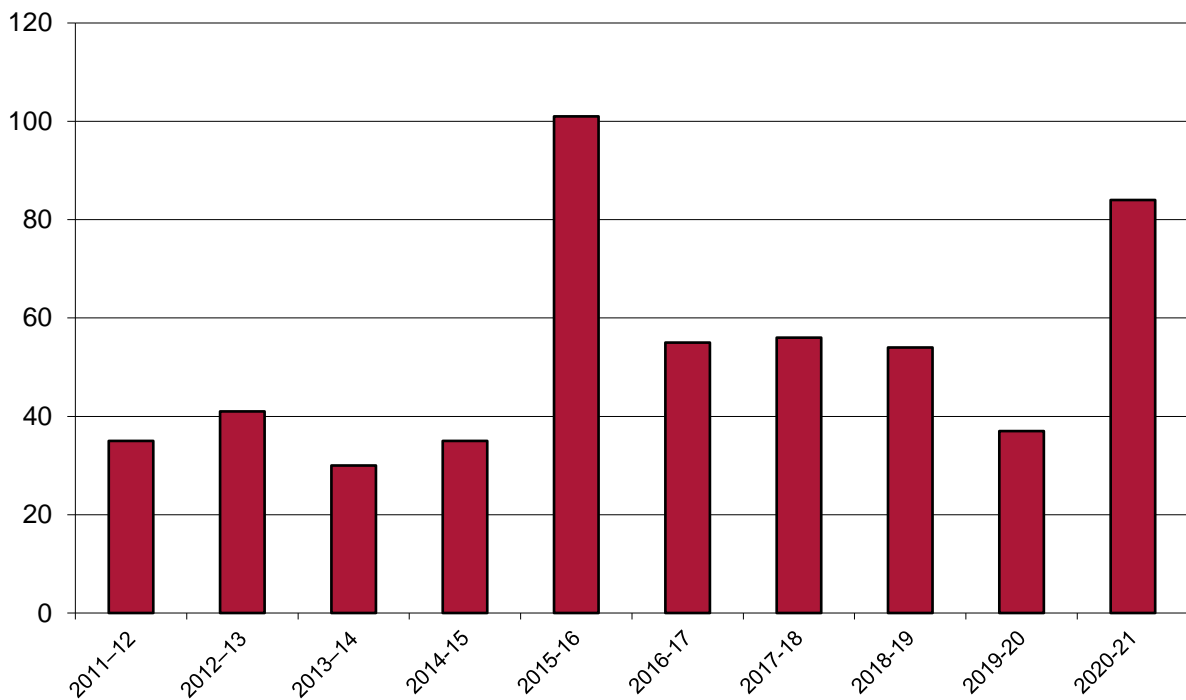
² Statistics in relation to applications for external review of decisions by Ministers and agencies may differ from those reported in the 'Office of the Information Commissioner (Queensland) Annual Report 2020/2021' depending on how agencies have captured information regarding correspondence from the Office of the Information Commissioner (OIC). For example, when OIC seeks information from agencies relating to an external review request that it has received and then decided not to accept.

Table 2 sets out the percentage of pages released in full (with no information deleted) or part (with only some information deleted) by all State Government agencies in response to access and amendment applications. These percentages are based on a comparison of the total number of pages released with the total number of pages considered when assessing applications.

Table 2. Pages released in full or part, 2011–12 to 2020–21

Financial year	No. of pages considered	Per cent ³
2011–12	1,762,288	87
2012–13	1,839,947	75
2013–14	1,911,152	71
2014–15	1,987,382	76
2015–16	2,361,326	81
2016–17	2,693,128	80
2017–18	2,775,977	83
2018–19	3,229,618	84
2019–20	3,322,624	84
2020–21	4,611,897	82

Figure 2. Number of IP amendment applications received, 2011-12 to 2020-21.



³ rounded to the nearest percentage

APPENDIX 1 – Premier and Cabinet

Table 1. Number of access applications - section 8(a) RTI Regulation and section 6(a) IP Regulation (including IP amendment applications)

PORTFOLIO/AGENCY	Application type	Received	Transferred	Withdrawn	Finalised 30 June 2021
			— no. —		
Department of the Premier and Cabinet	Access-RTI	38	1	13	32
Premier and Minister for Trade	Access-RTI	20	1	2	18
Public Service Commission	Access-RTI	5	0	1	4
Trade and Investment Queensland	Access-RTI	1	0	1	0
Total RTI Applications		64	2	17	54
Department of the Premier and Cabinet	Access-IP	8	0	0	7
Premier and Minister for Trade	Access-IP	3	0	0	3
Public Service Commission	Access-IP	3	0	0	2
Office of the Queensland Integrity Commissioner	Access-IP	1	0	0	1
Trade and Investment Queensland	Access-IP	2	0	0	3
Total IP Applications		17	0	0	16
TOTAL APPLICATIONS		81	2	17	70

Table 2. Number of refusals to deal - section 8(b) RTI Regulation and section 6(b) IP Regulation

PORTFOLIO/AGENCY	Provision invoked	No. of times i.e. applications
Department of the Premier and Cabinet	s.41 RTI	2
Premier and Minister for Trade	s.41 RTI	1
Public Service Commission	s.40 RTI	1
Total RTI		4
Public Service Commission	s.59 IP	1
Office of the Queensland Integrity Commissioner	s.59 IP	1
Total IP		2
TOTAL		6

Table 3. Number of refusals of access - section 8(c) RTI Regulation and section 6(c) IP Regulation

PORTFOLIO/AGENCY	Application type RTI / IP	Pages considered	Provisions invoked to refuse access	
			invoked	no. of times i.e. pages
Department of the Premier and Cabinet	RTI	3,931	<i>(Where s.47(3)(e)-s.52: Document non-existent or unlocatable provision has been invoked, the number in the right hand side column represents the number of applications, not pages.)</i>	
			sch3(2)(1)(b)	72
			sch3(6)(c)(i)	19
			sch3(7)	50
			sch3(10)(1)(a)	57
			sch3(10)(1)(d)	2
			sch3(10)(1)(h)	3
			sch3(12)(1)	118
			s.49-sch4	86
s.52(1)(a)	4			

PORTFOLIO/AGENCY	Application type RTI / IP	Pages considered	Provisions invoked to refuse access	
			invoked	no. of times i.e. pages
Department of the Premier and Cabinet (<i>cont'd</i>)	RTI		s.52(1)(b)	1
			s.53(a)	1
Premier and Minister for Trade	RTI	949	sch3(6)(c)(i)	475
			sch3(8)(1)	6
			sch3(10)(1)(a)	8
			s.49-sch4	14
			s.52(1)(a)	7
Public Service Commission	RTI	146	full release	
Total RTI		5,026		923
Department of the Premier and Cabinet	IP	228	sch3(10)(1)(i)	18
			s.52(1)(a)	1
			s.52(1)(b)	1
Premier and Minister for Trade	IP	73	s.49-sch4	19
			s.52(1)(a)	2
Public Service Commission	IP	370	s.49-sch4	93
Trade and Investment Queensland	IP	1,687	sch3(7)	224
			s.49-sch4	613
Total IP		2,358		971
TOTAL		7,384		1,894

Table 4. Number of pages included in a disclosure log - section 8(d) RTI Regulation

PORTFOLIO/AGENCY	Total pages published to disclosure log
	no.
Department of the Premier and Cabinet	7,276
Premier and Minister for Trade	209
Public Service Commission	219
TOTAL	7,704

Table 5. Number of deemed decisions, and decisions taken to have been made on internal review - section 8(e) RTI Regulation or section 6(d) IP Regulation

There were no deemed decisions or decisions taken to have been made at internal review.

Table 6. Number of refusals to amend documents - section 6(e) IP Regulation

There were no refusals to amend documents.

Table 7. Number of internal review applications - section 8(f) RTI Regulation or section 6(f) IP Regulation

PORTFOLIO/AGENCY	No. of internal reviews received	Internal review decision (i.e. upheld on review or varied on review)	If decision varied, how?	Exemption
Department of the Premier and Cabinet	1-RTI	varied on review	access refused to certain documents	sch3(10)(1)(a) s.49-sch4
	1-RTI	upheld on review		
	1-RTI	varied on review	access refused to 37 documents as not being subject to the RTI Act	s.49-sch4
	1-RTI	upheld on review		
Premier and Minister for Trade	1-RTI	varied on review	access refused to certain documents	sch3(3)(1)(c)
Total RTI	5			
TOTAL	5			

Table 8. Number of external review applications - section 8(g) RTI Regulation or section 6(g) IP Regulation

PORTFOLIO/AGENCY	No. of external reviews	Type of review	Decision	Act provision
Department of the Premier and Cabinet	5-RTI	direct	withdrawn	
	1-RTI	direct	resolved informally	
Premier and Minister for Trade	3-RTI	direct	withdrawn	
Public Service Commission	1-RTI	direct	withdrawn	
Total RTI	10			
Trade and Investment Queensland	1-IP	direct	upheld on review	
	2-IP	direct	under consideration by the OIC	
Total IP	3			
TOTAL	13			

Table 9. Amount of fees and charges received under the RTI Act - section 8(j) RTI Regulation

PORTFOLIO/AGENCY	Application fees received	Processing charges received	Access charges received	Total received
		— \$ —		
Department of the Premier and Cabinet	1,961.00	5,716.30	0.00	7,677.30
Premier and Minister for Trade	1,033.10	1,432.00	0.00	2,465.10
Public Service Commission	258.50	0.00	0.00	258.50
Trade and Investment Queensland	51.70	0.00	0.00	51.70
TOTAL	3,304.30	7,148.30	0.00	10,452.60

Table 10. Amount of charges received under the IP Act - section 6(j) IP Regulation

There were no charges received under the IP Act.

APPENDIX 2 – Aboriginal and Torres Strait Islander Partnerships

Note:

- On 12 November 2020, the Department of Aboriginal and Torres Strait Islander Partnerships (DATSIP) was abolished, and its functions transferred to the Department of Seniors, Disability Services and Aboriginal and Torres Strait Islander Partnerships (Appendix 24).
- Statistics for the former DATSIP for the period 1 July 2020 to 11 November 2020 are included in the tables below.
- Statistics for the Aboriginal and Torres Strait Islander Partnerships function for the period 12 November 2020 to 30 June 2021 are included in Appendix 24.

Table 1. Number of access applications - section 8(a) RTI Regulation and section 6(a) IP Regulation (including IP amendment applications)

PORTFOLIO/AGENCY	Application type	Received	Transferred	Withdrawn	Finalised 30 June 2021
		— no. —			
Department of Aboriginal and Torres Strait Islander Partnerships	Access-RTI	2	0	0	2
Total RTI Applications		2	0	0	2
Department of Aboriginal and Torres Strait Islander Partnerships	Access-IP	30	0	1	14
Total IP Applications		30	0	1	14
TOTAL APPLICATIONS		32	0	1	16

Table 2. Number of refusals to deal - section 8(b) RTI Regulation and section 6(b) IP Regulation

There were no refusals to deal.

Table 3. Number of refusals of access - section 8(c) RTI Regulation and section 6(c) IP Regulation

PORTFOLIO/AGENCY	Application type RTI / IP	Pages considered	Provisions invoked to refuse access	
			invoked	no. of times i.e. pages
Department of Aboriginal and Torres Strait Islander Partnerships	RTI	264	s.49-sch4	54
			s.52(1)(a)	1
Total RTI		264		55
Department of Aboriginal and Torres Strait Islander Partnerships	IP	1,015	s.49-sch4	107
			s.52(1)(a)	2
			sch3(12)(1)	11
Total IP		1,015		120
TOTAL		1,279		175

Table 4. Number of pages included in a disclosure log - section 8(d) RTI Regulation

PORTFOLIO/AGENCY	Total pages published to disclosure log no.
Department of Aboriginal and Torres Strait Islander Partnerships	43
TOTAL	43

Table 5. Number of deemed decisions, and decisions taken to have been made on internal review - section 8(e) RTI Regulation or section 6(d) IP Regulation

There were no deemed decisions, and decisions taken to have been made on internal review.

Table 6. Number of refusals of amendment – section 6(e) IP Regulation

There were no refusals to amend documents.

Table 7. Number of internal review applications - section 8(f) RTI Regulation or section 6(f) IP Regulation

There were no internal review applications.

Table 8. Number of external review applications - section 8(g) RTI Regulation or section 6(g) IP Regulation

There were no external review applications.

Table 9. Amount of fees and charges received under the RTI Act - section 8(j) RTI Regulation

PORTFOLIO/AGENCY	Application fees received	Processing charges received	Access charges received	Total received
			— \$ —	
Department of Aboriginal and Torres Strait Islander Partnerships	102.50	0.00	0.00	102.50
TOTAL	102.50	0.00	0.00	102.50

Table 10. Amount of charges received under the IP Act - section 6(j) IP Regulation

There were no charges received under the IP Act.

APPENDIX 3 – Agriculture and Fisheries

Table 1. Number of access applications - section 8(a) RTI Regulation and section 6(a) IP Regulation (including IP amendment applications)

PORTFOLIO/AGENCY	Application type	Received	Transferred	Withdrawn	Finalised 30 June 2021
			— no. —		
Department of Agriculture and Fisheries	Access-RTI	38	1	1	32
Queensland Racing Integrity Commission	Access-RTI	3	0	0	4
Queensland Rural and Industry Development Authority	Access-RTI	4	0	0	4
Total RTI Applications		45	1	1	40
Department of Agriculture and Fisheries	Access-IP	9	0	0	7
Minister for Agricultural Industry Development and Fisheries and Minister for Rural Communities ⁴	Access-IP	0	0	0	1
Queensland Racing Integrity Commission	Access-IP	4	0	0	3
Queensland Rural and Industry Development Authority	Access-IP	1	0	0	1
Safe Food Production Queensland	Access-IP	1	0	0	1
Total IP Applications		15	0	0	13
TOTAL APPLICATIONS		60	1	1	53

Table 2. Number of refusals to deal - section 8(b) RTI Regulation and section 6(b) IP Regulation

PORTFOLIO/AGENCY	Provision invoked	No. of times i.e. applications
Department of Agriculture and Fisheries	s.41 RTI	1
	s.43 RTI	1
Total RTI		2
TOTAL		2

Table 3. Number of refusals of access - section 8(c) RTI Regulation and section 6(c) IP Regulation

PORTFOLIO/AGENCY	Application type RTI / IP	Pages considered	Provisions invoked to refuse access	
			invoked	no. of times i.e. pages
Department of Agriculture and Fisheries	RTI	9,122	sch3(3)(1)(e)	3
			sch3(8)(1)	91
			sch3(10)(1)(a)	1,044
			sch3(10)(1)(b)	19
			sch3(10)(1)(f)	73
			sch3(10)(1)(i)	78
			sch3(10)(3)	95
	s.49-sch4	1,747		
Queensland Racing Commission	RTI	133	52(1)(a)	5
			s.49-sch4	38
			53(d)	3

⁴ for the period 12 November 2020 to 30 June 2021

PORTFOLIO/AGENCY	Application type RTI / IP	Pages considered	Provisions invoked to refuse access	
			invoked	no. of times i.e. pages
Queensland Rural and Industry Development Authority	RTI	1,472	s.49-sch4	556
Total RTI		10,727		3,752
Department of Agriculture and Fisheries	IP	1,146	sch3(7)	91
			s.49-sch4	141
			52(1)(a)	2
Minister for Agricultural Industry Development and Fisheries and Minister for Rural Communities	IP	602	s.49-sch4	8
Queensland Racing Commission	IP	1,147	sch3(7)	185
			s.49-sch4	495
Queensland Rural and Industry Development Authority	IP	10	full release	
Safe Food Production Queensland	IP	2	full release	
Total IP		2,907		922
TOTAL		13,634		4,674

Table 4. Number of pages included in a disclosure log - section 8(d) RTI Regulation

PORTFOLIO/AGENCY	Total pages published to disclosure log
	no.
Department of Agriculture and Fisheries	445
Minister for Agricultural Industry Development and Fisheries ⁵	11
TOTAL	456

Table 5. Number of deemed decisions, and decisions taken to have been made on internal review - section 8(e) RTI Regulation or section 6(d) IP Regulation

PORTFOLIO/AGENCY	Provision invoked	No. of times
Department of Agriculture and Fisheries	s.46 RTI	5
Total RTI		5
TOTAL		5

Table 6. Number of refusals to amend documents - section 6(e) IP Regulation

There were no refusals to amend documents.

⁵ for the period 1 July 2020 to 11 November 2020

Table 7. Number of internal review applications - section 8(f) RTI Regulation or section 6(f) IP Regulation

PORTFOLIO/AGENCY	No. of internal reviews received	Internal review decision (i.e. upheld on review or varied on review)	If decision varied, how?	Exemption
Department of Agriculture and Fisheries	2-RTI	upheld on review		
Total RTI	2			
TOTAL	2			

Table 8. Number of external review applications - section 8(g) RTI Regulation or section 6(g) IP Regulation

PORTFOLIO/AGENCY	No. of external reviews	Type of review	Decision	Act provision
Department of Agriculture and Fisheries	2-RTI	direct	withdrawn	
	1-RTI	direct	upheld on review	
	5-RTI	direct	under consideration by the OIC	
Queensland Racing Integrity Commission	1-RTI	direct	under consideration by the OIC	
Total RTI	9			
Minister for Agricultural Industry Development and Fisheries and Minister for Rural Communities	1-IP	direct	resolved informally	
Total IP	1			
TOTAL	10			

Table 9. Amount of fees and charges received under the RTI Act - section 8(j) RTI Regulation

PORTFOLIO/AGENCY	Application fees received	Processing charges received	Access charges received	Total received
		— \$ —		
Department of Agriculture and Fisheries	1,859.40	3,761.86	0.00	5,621.26
Queensland Racing Integrity Commission	205.00	94.24	0.00	299.24
Queensland Rural and Industry Development Authority	205.90	0.00	0.00	205.90
TOTAL	2,270.30	3,856.10	0.00	6,126.40

Table 10. Amount of charges received under the IP Act - section 6(j) IP Regulation

There were no charges received under the IP Act.

APPENDIX 4 – Child Safety, Youth and Women

Note:

- On 12 November 2020, the Department of Child Safety, Youth and Women (DCSYW) was renamed the Department of Children, Youth Justice and Multicultural Affairs (Appendix 5).
- Statistics for the Child Safety function for the period 1 July 2020 to 11 November 2020 are included in the tables below.
- Statistics for the Child Safety function for the period 12 November 2020 to 30 June 2021 are included in Appendix 5.
- On 12 November 2020, the Youth function was transferred from the former DCSYW to the Department of Environment and Science (Appendix 12).
- Statistics for the Youth function for the period 1 July 2020 to 11 November 2020 are included in the tables below.
- Statistics for the Youth function for the period 12 November 2020 to 30 June 2021 are included in Appendix 12.
- On 12 November 2020, the Office for Women and Violence Prevention (OWVP) was transferred from the former DCSYW to the Department of Justice and Attorney-General (DJAG) (Appendix 16).
- Statistics for the OWVP for the period 1 July 2020 to 11 November 2020 are included in the tables below.
- Statistics for the OWVP for the period 12 November 2020 to 30 June 2021 are included in Appendix 16.

Table 1. Number of access applications - section 8(a) RTI Regulation and section 6(a) IP Regulation (including IP amendment applications)

PORTFOLIO/AGENCY	Application type	Received	Transferred	Withdrawn	Finalised 30 June 2021
			— no. —		
Department of Child Safety, Youth and Women	Access-RTI	8	0	1	9
Total RTI Applications		8	0	1	9
Department of Child Safety, Youth and Women	Access-IP	318	0	17	342
Total IP Applications		318	0	17	342
Department of Child Safety, Youth and Women	Amendment-IP	1	0	0	1
Total IP Amendment Applications		1	0	0	1
TOTAL APPLICATIONS		327	0	18	352

Table 2. Number of refusals to deal - section 8(b) RTI Regulation and section 6(b) IP Regulation

PORTFOLIO/AGENCY	Provision invoked	No. of times i.e. applications
Department of Child Safety, Youth and Women	s.40 RTI	1
	s.43 RTI	1
Total RTI		2
Department of Child Safety, Youth and Women	s.59 IP	2
	s.60 IP – Access	1
	s.62 IP	1
Total IP		4
TOTAL		6

Table 3. Number of refusals of access - section 8(c) RTI Regulation and section 6(c) IP Regulation

PORTFOLIO/AGENCY	Application type RTI / IP	Pages considered	Provisions invoked to refuse access	
			invoked	no. of times i.e. pages
<i>(Where s.47(3)(e)-s.52: Document non-existent or unlocatable provision has been invoked, the number in the right hand side column represents the number of applications, not pages.)</i>				
Department of Child Safety, Youth and Women	RTI	486	s.49-sch4	7
			s.52(1)(a)	2
			s.52(1)(b)	1
			sch3(1)	11
			sch3(12)(1)	37
			sch3(7)	224
Total RTI		486		282
Department of Child Safety, Youth and Women	IP	45,901	s.49-other	1,072
			s.52(1)(a)	49
			s.52(1)(b)	18
			s.53(a)	334
			sch3(7)	186
			sch3(10)(1)(e)	21
			sch3(12)(1)	31,011
Total IP		45,901		32,691
TOTAL		46,387		32,973

Table 4. Number of pages included in a disclosure log - section 8(d) RTI Regulation

There were 'zero' pages included in the disclosure log.

Table 5. Number of deemed decisions, and decisions taken to have been made on internal review - section 8(e) RTI Regulation or section 6(d) IP Regulation

PORTFOLIO/AGENCY	Provision invoked	No. of times
Department of Child Safety, Youth and Women	s.66 IP	5
Total IP		5
TOTAL		5

Table 6. Number of refusals of amendment – section 6(e) IP Regulation

PORTFOLIO/AGENCY	Provision invoked	No. of times
Department of Child Safety, Youth and Women	s.72(1)(a)(i)	1
TOTAL		1

Table 7. Number of internal review applications - section 8(f) RTI Regulation or section 6(f) IP Regulation

PORTFOLIO/AGENCY	No. of internal reviews received	Internal review decision (i.e. upheld on review or varied on review)	If decision varied, how?	Exemption
Department of Child Safety, Youth and Women	1-IP	upheld on review		
	1-IP	varied on review	9 pages released in full 1 page released in full 2 pages released in part refused access to 14 pages	
	1-IP	varied on review		sch3(12)(1)
Total IP	3			
TOTAL	3			

Table 8. Number of external review applications - section 8(g) RTI Regulation or section 6(g) IP Regulation

PORTFOLIO/AGENCY	No. of external reviews	Type of review	Decision	Act provision
Department of Child Safety, Youth and Women	1-RTI	direct	withdrawn	
Total RTI	1			
Department of Child Safety, Youth and Women	4-IP	direct	withdrawn	
	1-IP	preceding internal review	withdrawn	
Total IP	5			
TOTAL	6			

Table 9. Amount of fees and charges received under the RTI Act - section 8(j) RTI Regulation

PORTFOLIO/AGENCY	Application fees received	Processing charges received	Access charges received	Total received
		— \$ —		
Department of Child Safety, Youth and Women	410.00	227.65	0.00	637.65
TOTAL	410.00	227.65	0.00	637.65

Table 10. Amount of charges received under the IP Act - section 6(j) IP Regulation

There were no charges received under the IP Act.

APPENDIX 5 – Children, Youth Justice and Multicultural Affairs

Note:

- On 12 November 2020, the Department of Child Safety, Youth and Women (Appendix 4) was renamed the Department of Children, Youth Justice and Multicultural Affairs (DCYJMA).
- Statistics for the Child Safety function for the period 1 July 2020 to 11 November 2020 are included in Appendix 4.
- Statistics for the Child Safety function for the period 12 November 2020 to 30 June 2021 are included in the tables below.
- On 12 November 2020, the Department of Youth Justice (DYJ) (Appendix 30) was abolished, and its functions transferred to DCYJMA.
- Statistics for the former DYJ for the period 1 July 2020 to 11 November 2020 are included in Appendix 30.
- Statistics for Youth Justice for the period 12 November 2020 to 30 June 2021 are included in the tables below.
- On 12 November 2020, the Multicultural Affairs function was transferred from the former Department of Local Government, Racing and Multicultural Affairs (Appendix 17) to DCYJMA.
- Statistics for the Multicultural Affairs function for the period 1 July 2020 to 11 November 2020 are included in Appendix 17.
- Statistics for the Multicultural Affairs function for the period 12 November 2020 to 30 June 2021 are included in the tables below.

Table 1. Number of access applications - section 8(a) RTI Regulation and section 6(a) IP Regulation (including IP amendment applications)

PORTFOLIO/AGENCY	Application type	Received	Transferred	Withdrawn	Finalised 30 June 2021
		— no. —			
Department of Children, Youth Justice and Multicultural Affairs	Access-RTI	30	0	4	24
Total RTI Applications		30	0	4	24
Department of Children, Youth Justice and Multicultural Affairs	Access-IP	707	1	39	687
Total IP Applications		707	1	39	687
TOTAL APPLICATIONS		737	1	43	711

Table 2. Number of refusals to deal - section 8(b) RTI Regulation and section 6(b) IP Regulation

PORTFOLIO/AGENCY	Provision invoked	No. of times i.e. applications
Department of Children, Youth Justice and Multicultural Affairs	s.40 RTI	1
Total RTI		1
Department of Children, Youth Justice and Multicultural Affairs	s.62 IP	3
Total IP		3
TOTAL		4

Table 3. Number of refusals of access - section 8(c) RTI Regulation and section 6(c) IP Regulation

PORTFOLIO/AGENCY	Application type RTI / IP	Pages considered	Provisions invoked to refuse access	
			invoked	no. of times i.e. pages
Department of Children, Youth Justice and Multicultural Affairs	RTI	2,941	sch3(1)	5
			sch3(7)	125
			sch3(12)(1)	528
			s.49-sch4	183
			s.52(1)(a)	663
			s.52(1)(b)	1
			Total RTI	2,941
Department of Children, Youth Justice and Multicultural Affairs	IP	110,058	sch3(7)	46
			sch3(10)(1)(i)	53
			sch3(12)(1)	43,470
			s.49-sch4	8,557
			s.50(2)	75
			s.52(1)(a)	78
			s.52(1)(b)	30
			s.53(a)	408
			s.53(d)	29
Total IP	110,058	52,746		
TOTAL	112,999	54,251		

Table 4. Number of pages included in a disclosure log - section 8(d) RTI Regulation

PORTFOLIO/AGENCY	Total pages published to disclosure log
Department of Children, Youth Justice and Multicultural Affairs	909
TOTAL	909

Table 5. Number of deemed decisions, and decisions taken to have been made on internal review - section 8(e) RTI Regulation or section 6(d) IP Regulation

PORTFOLIO/AGENCY	Provision invoked	No. of times
Department of Children, Youth Justice and Multicultural Affairs	s.66 IP	2
Total IP		2
TOTAL		2

Table 6. Number of refusals of amendment - section 6(e) IP Regulation

There were no refusals to amend documents.

Table 7. Number of internal review applications - section 8(f) RTI Regulation or section 6(f) IP Regulation

PORTFOLIO/AGENCY	No. of internal reviews received	Internal review decision (i.e. upheld on review or varied on review)	If decision varied, how?	Exemption
Department of Children, Youth Justice and Multicultural Affairs	1-RTI	varied on review	373 pages released in full 118 pages released in part refused access to 37 pages	s.49-sch4 sch3(12)(1) sch3(2)(1)(b)
Total RTI	1			
Department of Children, Youth Justice and Multicultural Affairs	4-IP	under consideration		
	1-IP	varied on review	36 pages released in full 22 pages released in part refused access to 105 pages	sch3(12)(1)
Total IP	5			
TOTAL	6			

Table 8. Number of external review applications - section 8(g) RTI Regulation or section 6(g) IP Regulation

PORTFOLIO/AGENCY	No. of external reviews	Type of review	Decision	Act provision
Department of Children, Youth Justice and Multicultural Affairs	1-RTI	preceding internal review	under consideration by the OIC	
Total RTI	1			
Department of Children, Youth Justice and Multicultural Affairs	3-IP	direct	under consideration by the OIC	
	2-IP	direct	withdrawn	
	2-IP	preceding internal review	OIC not dealing – outside of timeframe	
	1-IP	preceding internal review	under consideration by the OIC	
Total IP	8			
TOTAL	9			

Table 9. Amount of fees and charges received under the RTI Act - section 8(j) RTI Regulation

PORTFOLIO/AGENCY	Application fees received	Processing charges received	Access charges received	Total received
		— \$ —		
Department of Children, Youth Justice and Multicultural Affairs	1,344.20	1,192.00	0.00	2,536.20
TOTAL	1,344.20	1,192.00	0.00	2,536.20

Table 10. Amount of charges received under the IP Act - section 6(j) IP Regulation

There were no charges received under the IP Act.

APPENDIX 6 – Communities, Disability Services and Seniors

Note:

- On 12 November 2020, the Department of Communities, Disability Services and Seniors (DCDSS) was renamed the Department of Seniors, Disability Services and Aboriginal and Torres Strait Islander Partnerships (Appendix 24).
- On 12 November 2020, the Community Services function was transferred from the former DCDSS to the Department of Communities, Housing and Digital Economy (Appendix 7).
- Statistics for the Community Services function for the period 1 July 2020 to 11 November 2020 are included in the tables below.
- Statistics for the Community Services function for the period 12 November 2020 to 30 June 2021 are included in Appendix 7.
- Statistics for the Disability and Seniors Services functions for the period 1 July 2020 to 11 November 2020 are included in the tables below.
- Statistics for the Disability and Seniors Services functions for the period 12 November 2020 to 30 June 2021 are included in Appendix 24.

Table 1. Number of access applications - section 8(a) RTI Regulation and section 6(a) IP Regulation (including IP amendment applications)

PORTFOLIO/AGENCY	Application type	Received	Transferred	Withdrawn	Finalised 30 June 2021
		— no. —			
Department of Communities, Disability Services and Seniors	Access-RTI	0	0	0	3
Total RTI Applications		0	0	0	3
Department of Communities, Disability Services and Seniors	Access-IP	2	0	1	0
Total IP Applications		2	0	1	0
TOTAL APPLICATIONS		2	0	1	3

Table 2. Number of refusals to deal - section 8(b) RTI Regulation and section 6(b) IP Regulation

There were no refusals to deal.

Table 3. Number of refusals of access - section 8(c) RTI Regulation and section 6(c) IP Regulation

PORTFOLIO/AGENCY	Application type RTI / IP	Pages considered	Provisions invoked to refuse access	
			(Where s.47(3)(e)-s.52: Document non-existent or unlocatable provision has been invoked, the number in the right hand side column represents the number of applications, not pages.)	no. of times i.e. pages
Department of Communities, Disability Services and Seniors	RTI	951	invoked	
			sch3(7)	4
			s.49-sch4	24
			s.52(1)(a)	1
Total RTI		951		29
TOTAL		951		29

Table 4. Number of pages included in a disclosure log - section 8(d) RTI Regulation

There were 'zero' pages included in the disclosure log.

Table 5. Number of deemed decisions, and decisions taken to have been made on internal review - section 8(e) RTI Regulation or section 6(d) IP Regulation

There were no deemed decisions, and decisions taken to have been made on internal review.

Table 6. Number of refusals of amendment - section 6(e) IP Regulation

There were no refusals to amend documents.

Table 7. Number of internal review applications - section 8(f) RTI Regulation or section 6(f) IP Regulation

There were no internal review applications.

Table 8. Number of external review applications - section 8(g) RTI Regulation or section 6(g) IP Regulation

There were no external review applications.

Table 9. Amount of fees and charges received under the RTI Act - section 8(j) RTI Regulation

There were no fees and charges received under the RTI Act.

Table 10. Amount of charges received under the IP Act - section 6(j) IP Regulation

There were no charges received under the IP Act.

APPENDIX 7 – Communities, Housing and Digital Economy

Note:

- On 12 November 2020, the Department of Housing and Public Works (DHPW) (Appendix 15) was renamed the Department of Communities, Housing and Digital Economy (DCHDE).
- On 12 November 2020, the Community Services function was transferred from the former Department of Communities, Disability Services and Seniors (Appendix 6) to DCHDE.
- Statistics for the Community Services function for the period 1 July 2020 to 11 November 2020 are included in Appendix 6.
- Statistics for the Community Services function for the period 12 November 2020 to 30 June 2021 are included in the tables below.
- On 12 November 2020, the Housing and Digital Economy functions were transferred from the former DHPW to DCHDE.
- Statistics for the Housing and Digital Economy functions for the period 1 July 2020 to 11 November 2020 are included in Appendix 15.
- Statistics for the Housing and Digital Economy functions for the period 12 November 2020 to 30 June 2021 are included in the tables below.
- On 12 November 2020, Arts Queensland, the Corporate Administration Agency and support to the State Library of Queensland were transferred from the Department of Environment and Science (DES) (Appendix 12) to DCHDE.
- Statistics for Arts Queensland, the Corporate Administration Agency and support to the State Library of Queensland for the period 1 July 2020 to 11 November 2020 are included in Appendix 12.
- Statistics for Arts Queensland, the Corporate Administration Agency and support to the State Library of Queensland for the period 12 November 2020 to 30 June 2021 are included in the tables below.
- Applications for the Queensland Museum Network (QMN) for the period 1 July 2020 to 11 November 2020 were processed by DES.
- Applications for the QMN for the period 12 November 2020 to 30 June 2021 were processed by DCHDE.
- For ease of reference statistics for the QMN for the period 1 July 2020 to 30 June 2021 are included in the tables below.

Table 1. Number of access applications - section 8(a) RTI Regulation and section 6(a) IP Regulation (including IP amendment applications)

PORTFOLIO/AGENCY	Application type	Received	Transferred	Withdrawn	Finalised 30 June 2021
		— no. —			
Department of Communities, Housing and Digital Economy	Access-RTI	10	0	1	13
Queensland Art Gallery/Gallery of Modern Art	Access-RTI	1	0	0	1
Queensland Museum Network	Access-RTI	1	0	0	1
Residential Tenancies Authority	Access-RTI	5	0	0	5
State Library of Queensland	Access-RTI	1	0	0	1
Total RTI Applications		18	0	1	21
Department of Communities, Housing and Digital Economy	Access-IP	19	0	0	21
Residential Tenancies Authority	Access-IP	3	0	0	3
State Library of Queensland	Access-IP	1	0	0	1
Total IP Applications		23	0	0	25
Queensland Museum Network	Amendment-IP	1	0	0	0
Total IP Amendment Applications		1	0	0	0
TOTAL APPLICATIONS		42	0	1	46

Table 2. Number of refusals to deal - section 8(b) RTI Regulation and section 6(b) IP Regulation

There were no refusals to deal.

Table 3. Number of refusals of access - section 8(c) RTI Regulation and section 6(c) IP Regulation

PORTFOLIO/AGENCY	Application type RTI / IP	Pages considered	Provisions invoked to refuse access	
			(Where s.47(3)(e)-s.52: Document non-existent or unlocatable provision has been invoked, the number in the right hand side column represents the number of applications, not pages.)	no. of times i.e. pages
Department of Communities, Housing and Digital Economy	RTI	1,076	s.49-sch4 s.52(1)(a)	304 3
Queensland Museum Network	RTI	216	s.49-sch4	61
Residential Tenancies Authority	RTI	137	s.49-sch4	83
Total RTI		1,429		451
Department of Communities, Housing and Digital Economy	IP	1,380	sch3(7) s.49-sch4 s.52(1)(a) s.53(a)	46 115 4 1
Residential Tenancies Authority	IP	1,265	s.49-sch4	276
Total IP		2,645		442
TOTAL		4,074		893

Table 4. Number of pages included in a disclosure log - section 8(d) RTI Regulation

PORTFOLIO/AGENCY	Total pages published to disclosure log
Queensland Art Gallery/Gallery of Modern Art	23
State Library of Queensland	218
TOTAL	241

Table 5. Number of deemed decisions, and decisions taken to have been made on internal review - section 8(e) RTI Regulation or section 6(d) IP Regulation

There were no deemed decisions, and decisions taken to have been made on internal review.

Table 6. Number of refusals of amendment - section 6(e) IP Regulation

There were no refusals to amend documents.

Table 7. Number of internal review applications - section 8(f) RTI Regulation or section 6(f) IP Regulation

There were no internal review applications.

Table 8. Number of external review applications - section 8(g) RTI Regulation or section 6(g) IP Regulation

There were no external review applications.

Table 9. Amount of fees and charges received under the RTI Act - section 8(j) RTI Regulation

PORTFOLIO/AGENCY	Application fees received	Processing charges received	Access charges received	Total received
		— \$ —		
Department of Communities, Housing and Digital Economy	517.00	592.00	0.00	1,109.00
Queensland Art Gallery/Gallery of Modern Art	51.70	0.00	0.00	51.70
Residential Tenancies Authority	206.80	0.00	0.00	206.80
State Library of Queensland	50.80	0.00	0.00	50.80
TOTAL	826.30	592.00	0.00	1,418.30

Table 10. Amount of charges received under the IP Act - section 6(j) IP Regulation

There were no charges received under the IP Act.

APPENDIX 8 – Queensland Corrective Services

Table 1. Number of access applications - section 8(a) RTI Regulation and section 6(a) IP Regulation (including IP amendment applications)

PORTFOLIO/AGENCY	Application type	Received	Transferred	Withdrawn	Finalised 30 June 2021
				— no. —	
Queensland Corrective Services	Access-RTI	89	0	5	84
Parole Board Queensland	Access-RTI	1	0	0	1
Total RTI Applications		90	0	5	85
Queensland Corrective Services	Access-IP	1,643	0	19	1,632
Parole Board Queensland	Access-IP	33	0	0	33
Total IP Applications		1,676	0	19	1,665
Queensland Corrective Services	Amendment-IP	1	0	0	1
Total IP Amendment Applications		1	0	0	1
TOTAL APPLICATIONS		1,767	0	24	1,751

Table 2. Number of refusals to deal - section 8(b) RTI Regulation and section 6(b) IP Regulation

PORTFOLIO/AGENCY	Provision invoked	No. of times i.e. applications
Queensland Corrective Services	s.40 RTI	2
	s.41 RTI	2
	s.43 RTI	1
Total RTI		5
Queensland Corrective Services	s.60 IP - Access	20
Total IP		20
TOTAL		25

Table 3. Number of refusals of access - section 8(c) RTI Regulation and section 6(c) IP Regulation

PORTFOLIO/AGENCY	Application type RTI / IP	Pages considered	Provisions invoked to refuse access	
			invoked	no. of times i.e. pages
Queensland Corrective Services	RTI	38,479	sch3(1)	2
			sch3(10)(1)(a)	52
			sch3(10)(1)(i)	1,504
			sch3(12)(1)	71
			sch4(3)(2)	8
			sch4(3)(3)	11,790
			sch4(3)(10)	45
			sch4(3)(20)	40
			sch4(4)(5)(1)(a) and (b)(iii)	6
			s.52(1)(a)	3
s.53(a)	226			

PORTFOLIO/AGENCY	Application type RTI / IP	Pages considered	Provisions invoked to refuse access	
			invoked	no. of times i.e. pages
Parole Board Queensland	RTI	1,291	sch3(7)	45
			sch4(3)(3)	37
Total RTI		39,770		13,829
Queensland Corrective Services	IP	368,393	sch3(3)(1)(a)	3
			sch3(10)(1)(a)	671
			sch3(10)(1)(b)	31
			sch3(10)(1)(h)	57
			sch3(10)(1)(i)	25,121
			sch3(10)(1)(j)	24
			sch3(10)(4)	1
			sch4(3)(2)	97
			sch4(3)(3)	37,058
			sch4(3)(4)	109
			sch4(3)(9)	7
			sch4(3)(10)	7,229
			sch4(3)(11)	5
			sch4(3)(20)	2
			sch4(4)(4)(1)(a)	84
			sch4(4)(4)(1)(b)	1
			sch4(4)(5)(1)(b)(iii)	40
			s.52(1)(a)	26
			s.52(1)(b)	3
			s.53(a)	374
s.53(b)	3			
Parole Board Queensland	IP	1,848	sch3(10)(1)(i)	295
			sch4(3)(3)	293
			sch4(3)(10)	5
			sch4(3)(20)	33
			s.52(1)(a)	8
			s.53(a)	33
Total IP		370,241		71,613
TOTAL		410,011		85,442

Table 4. Number of pages included in a disclosure log - section 8(d) RTI Regulation

PORTFOLIO/AGENCY	Total pages published to disclosure log
	no.
Queensland Corrective Services	335
TOTAL	335

Table 5. Number of deemed decisions, and decisions taken to have been made on internal review - section 8(e) RTI Regulation or section 6(d) IP Regulation

PORTFOLIO/AGENCY	Provision invoked	No. of times
Queensland Corrective Services	s.46 RTI	1
Total RTI		1

PORTFOLIO/AGENCY	Provision invoked	No. of times
Queensland Corrective Services	s.66 IP	1
Total IP		1
TOTAL		2

Table 6. Number of refusals of amendment - section 6(e) IP Regulation

PORTFOLIO/AGENCY	Provision invoked	No. of times
Queensland Corrective Services	s.72(1)(a)(i)	1
TOTAL		1

Table 7. Number of internal review applications - section 8(f) RTI Regulation or section 6(f) IP Regulation

PORTFOLIO/AGENCY	No. of internal reviews received	Internal review decision (i.e. upheld on review or varied on review)	If decision varied, how?	Exemption
Queensland Corrective Services	1-RTI	upheld on review		
	1-RTI	varied on review	original decision - part access to 1 page, refuse access to 476 pages; internal review decision – further part access to 31 pages	sch4(3)(3)
Total RTI	2			
Queensland Corrective Services	6-IP	upheld on review		
	1-IP	varied on review	original decision – no documents; internal review decision – full access to 71 pages, part access to 42 pages	sch4(3)(3)
	1-IP	varied on review	original decision – full access to 33 pages, part access to 20 pages; internal review decision – further documents located – full access to 5 pages, part access to 7 pages	sch4(3)(3)
	1-IP	varied on review	original decision – full access to 7 pages, part access to 7 pages, refuse access to 10 pages; internal review decision – further documents located, full access to 3 pages, part access to 1 page	sch4(3)(3) sch4(4)(5)(1) (a) and (b)(iii)
	1-IP	varied on review	original decision – full access to 24 pages, part access to 22 pages, refuse access to 25 pages; internal review – not relevant – 5 videos	sch4(3)(3) sch4(3)(10)
	1-IP	varied on review	original decision – full access to 942 pages, part access to 45 pages, refuse access to 8 pages; internal review – further full access to 11 pages, part access to 3 pages	sch4(3)(3)
	1-IP	varied on review	original decision – full access to 22 pages; internal review – further access to 1 page	
Total IP	12			
TOTAL	14			

Table 8. Number of external review applications - section 8(g) RTI Regulation or section 6(g) IP Regulation

PORTFOLIO/AGENCY	No. of external reviews	Type of review	Decision	Act provision
Queensland Corrective Services	7-RTI	direct	resolved informally	
	2-RTI	direct	under consideration by the OIC	
	2-RTI	direct	withdrawn	
Parole Board Queensland	1-RTI	direct	resolved informally	
Total RTI	12			
Queensland Corrective Services	8-IP	direct	resolved informally	
	2-IP	direct	not accepted by the OIC	
	6-IP	direct	under consideration by the OIC	
	2-IP	direct	withdrawn	
Parole Board Queensland	1-IP	direct	under consideration by the OIC	
	4-IP	direct	resolved informally	
Total IP	23			
TOTAL	35			

Table 9. Amount of fees and charges received under the RTI Act - section 8(j) RTI Regulation

PORTFOLIO/AGENCY	Application fees received	Processing charges received	Access charges received	Total received
		— \$ —		
Queensland Corrective Services	3,608.20	2,240.00	0.00	5,848.20
TOTAL	3,608.20	2,240.00	0.00	5,848.20

Table 10. Amount of charges received under the IP Act - section 6(j) IP Regulation

There were no charges received under the IP Act.

APPENDIX 9 – Education

Note:

- On 12 November 2020, the Racing function of the former Department of Local Government, Racing and Multicultural Affairs (Appendix 17) was transferred to the Department of Education.
- Statistics for the Racing function for the period 1 July 2020 to 11 November 2020 are included in Appendix 17.
- Statistics for the Racing function for the period 12 November 2020 to 30 June 2021 are included in the tables below.

Table 1. Number of access applications - section 8(a) RTI Regulation and section 6(a) IP Regulation (including IP amendment applications)

PORTFOLIO/AGENCY	Application type	Received	Transferred	Withdrawn	Finalised 30 June 2021
			— no. —		
Department of Education	Access-RTI	74	0	10	51
Minister for Education	Access-RTI	2	0	0	1
Assistant Minister for Education	Access-RTI	0	0	0	1
Non-State Schools Accreditation Board	Access-RTI	2	0	0	3
Office of Racing	Access-RTI	1	0	1	0
Queensland College of Teachers	Access-RTI	2	0	0	0
Queensland Curriculum and Assessment Authority	Access-RTI	1	0	0	1
Racing Queensland Board ⁶	Access-RTI	2	0	0	1
Central Queensland University	Access-RTI	4	0	0	4
Griffith University	Access-RTI	2	0	0	4
James Cook University	Access-RTI	3	0	0	3
Queensland University of Technology	Access-RTI	4	0	1	3
University of Queensland	Access-RTI	24	0	2	25
University of Southern Queensland	Access-RTI	2	0	0	2
Office of Industrial Relations	Access-RTI	456	0	97	347
QLearn	Access-RTI	1	0	0	1
WorkCover Queensland	Access-RTI	5	0	1	7
Total RTI Applications		585	0	112	454
Department of Education	Access-IP	691	0	58	579
Central Queensland University	Access-IP	7	0	1	6
Griffith University	Access-IP	7	0	0	11
James Cook University	Access-IP	15	0	0	15
Queensland University of Technology	Access-IP	5	0	0	5
University of Queensland	Access-IP	22	0	1	27
University of Southern Queensland	Access-IP	1	0	0	1
University of the Sunshine Coast	Access-IP	1	0	0	1
Office of Industrial Relations	Access-IP	12	0	6	11
Minister for Industrial Relations	Access-IP	1	0	0	1
Queensland Industrial Relations Commission	Access-IP	1	0	0	0
WorkCover Queensland	Access-IP	5	0	2	2
Total IP Applications		768	0	68	659
Department of Education	Amendment-IP	8	0	0	5
Queensland University of Technology	Amendment-IP	1	0	0	1
WorkCover Queensland	Amendment-IP	0	0	0	2
Total IP Amendment Applications		9	0	0	8
TOTAL APPLICATIONS		1,362	0	180	1,121

⁶ For ease of reference the statistics for the Racing Queensland Board for the 2020-21 reporting period are included in this Appendix.

Table 2. Number of refusals to deal - section 8(b) RTI Regulation and section 6(b) IP Regulation

PORTFOLIO/AGENCY	Provision invoked	No. of times <i>i.e. applications</i>
Office of Industrial Relations	s.40 RTI	11
	s.41 RTI	7
Total RTI		18
Department of Education	s.60 IP – Access	1
	s.62 IP	3
Griffith University	s.60 IP – Access	1
	s.62 IP	2
Office of Industrial Relations	s.59 IP	1
	s.62 IP	1
Total IP		9
TOTAL		27

Table 3. Number of refusals of access - section 8(c) RTI Regulation and section 6(c) IP Regulation

PORTFOLIO/AGENCY	Application type RTI / IP	Pages considered	Provisions invoked to refuse access	
			invoked	no. of times <i>i.e. pages</i>
Department of Education	RTI	9,494	sch3(2)(1)(b)	16
			sch3(2)(1)(c)	488
			sch3(6)(c)(i)	7
			sch3(7)	179
			sch3(10)(1)(b)	10
			s.49-sch4	2,804
			s.52(1)(a)	19
			s.52(1)(b)	15
			s.53(a)	1
			Minister for Education	RTI
Assistant Minister for Education	RTI	101	s.49-sch4	26
Non-State Schools Accreditation Board	RTI	475	s.49-sch4	85
			s.52(1)(a)	1
Racing Queensland Board	RTI	107	s.49-sch4	18
Central Queensland University	RTI	22	s.49-sch4	15
Griffith University	RTI	3,382	sch3(7)	219
			s.49-sch4	2,955
			sch3(12)(1)	10
James Cook University	RTI	50	full release	
Queensland University of Technology	RTI	411	s.49-sch4	306
University of Queensland	RTI	2,642	sch3(7)	118
			sch3(8)(1)	5
			s.49-sch4	606
			s.52(1)(a)	6
			s.52(1)(b)	1
			s.53(a)	66
University of Southern Queensland	RTI	2	full release	
Office of Industrial Relations	RTI	29,523	sch3(7)	3,373
			sch3(10)(1)(a)	287
			sch3(10)(1)(f)	36
			sch3(10)(1)(g)	13
			sch3(10)(1)(h)	14
			sch3(10)(1)(i)	13

PORTFOLIO/AGENCY	Application type RTI / IP	Pages considered	Provisions invoked to refuse access				
			invoked	no. of times i.e. pages			
Office of Industrial Relations (<i>cont'd</i>)	RTI		sch3(10)(3)	68			
			s.49-sch4	13,014			
			s.52(1)(a)	77			
			s.52(1)(b)	1			
			s.53(a)	74			
			s.53(b)	105			
			s.53(c)	159			
QLeave	RTI	2	s.49-sch4	2			
WorkCover Queensland	RTI	289	s.49-sch4	283			
Total RTI		46,500		25,496			
Department of Education	IP	93,334	sch3(7)	588			
			sch3(10)(1)(a)	5			
			sch3(10)(1)(b)	280			
			sch3(12)(1)	288			
			s.49-sch4	17,844			
			s.50(2)	2			
			s.52(1)(a)	52			
			s.52(1)(b)	315			
			Central Queensland University	IP	4,116	s.49-sch4	948
			Griffith University	IP	5,658	s.49-sch4	4,941
James Cook University	IP	2,027	sch3(7)	234			
Queensland University of Technology	IP	9	full release				
University of Queensland	IP	21,496	sch3(7)	15,619			
			sch3(8)(1)	30			
			s.49-sch4	680			
			s.52(1)(a)	4			
			s.52(1)(b)	1			
University of Southern Queensland	IP	184	full release				
University of the Sunshine Coast	IP	33	s.49-sch4	11			
Office of Industrial Relations	IP	1,470	s.49-sch4	253			
			s.52(1)(a)	1			
Minister for Industrial Relations	IP	746	s.49-sch4	30			
WorkCover Queensland	IP	4,153	sch3(7)	386			
			s.49-sch4	169			
			s.53(a)	2,802			
Total IP		133,226		45,483			
TOTAL		179,726		70,979			

Table 4. Number of pages included in a disclosure log - section 8(d) RTI Regulation

PORTFOLIO/AGENCY	Total pages published to disclosure log
	no.
Department of Education ⁷	1,501
Central Queensland University	22
James Cook University	2
Queensland University of Technology	6
University of Queensland	420

⁷ including the Assistant Minister for Education

PORTFOLIO/AGENCY	Total pages published to disclosure log
	no.
Office of Industrial Relations	899
WorkCover Queensland	204
TOTAL	3,054

Table 5. Number of deemed decisions, and decisions taken to have been made on internal review - section 8(e) RTI Regulation or section 6(d) IP Regulation

PORTFOLIO/AGENCY	Provision invoked	No. of times
Department of Education	s.46 RTI	2
University of Queensland	s.46 RTI	3
Office of Industrial Relations	s.46 RTI	7
Total RTI		12
Department of Education	s.66 IP	22
	s.71 IP	3
University of Queensland	s.66 IP	1
Total IP		26
TOTAL		38

Table 6. Number of refusals of amendment – section 6(e) IP Regulation

PORTFOLIO/AGENCY	Provision invoked	No. of times
Department of Education	s.72(1)(a)(i)	2
Queensland University of Technology	s.72(1)(a)(i)	1
TOTAL		3

Table 7. Number of internal review applications - section 8(f) RTI Regulation or section 6(f) IP Regulation

PORTFOLIO/AGENCY	No. of internal reviews received	Internal review decision (i.e. upheld on review or varied on review)	If decision varied, how?	Exemption
Department of Education	1-RTI	upheld on review		
Central Queensland University	1-RTI	note ⁸		
James Cook University	1-RTI	upheld on review		
University of Queensland	1-RTI	varied on review	class refusal under s.40 RTI Act replaced with decision to release full and part pages	
Office of Industrial Relations	2-RTI	upheld on review		
	1-RTI	varied on review	less pages released	s.73 irrelevant information
	3-RTI	varied on review	additional pages released	
	1-RTI	withdrawn		

⁸ Applicant was provided full access to documents in relation to scope of application, however applicant believed there were documents withheld in the search process. Applicant tried to seek an internal review on the grounds of a 'sufficiency of search'. Referred applicant to the OIC to explore.

PORTFOLIO/AGENCY	No. of internal reviews received	Internal review decision (i.e. upheld on review or varied on review)	If decision varied, how?	Exemption
WorkCover Queensland	1-RTI	varied on review	additional information released on 1 page	
Total RTI	12			
Department of Education	1-IP	varied on review	note ⁹	s.49-sch4
	1-IP	varied on review	additional information released to applicant	
Griffith University	1-IP	upheld on review		
Queensland University of Technology	1-IP	upheld on review		
Total IP	4			
TOTAL	16			

Table 8. Number of external review applications - section 8(g) RTI Regulation or section 6(g) IP Regulation

PORTFOLIO/AGENCY	No. of external reviews	Type of review	Decision	Act provision
Queensland College of Teachers	3-RTI	direct	upheld on review	
Central Queensland University	1-RTI	direct	under consideration by the OIC	
James Cook University	1-RTI	direct	under consideration by the OIC	
Queensland University of Technology	1-RTI	direct	withdrawn	
University of Queensland	1-RTI	direct	settled outcome	
	1-RTI	direct	upheld on review	
	2-RTI	direct	withdrawn	
	3-RTI	direct	under consideration by the OIC	
	2-RTI	direct	note ¹⁰	
Office of Industrial Relations	1-RTI	preceding internal review	additional 1,227 pages released	
	3-RTI	direct	settled outcome	
	2-RTI	preceding internal review	withdrawn	
	1-RTI	direct	withdrawn	
	2-RTI	direct	resolved informally	
	2-RTI	direct	under consideration by the OIC	
Total RTI	26			
Department of Education	1-IP	direct	withdrawn	
	18-IP	direct	under consideration by the OIC	
	7-IP	direct	settled outcome	
	2-IP	direct	upheld on review	
Griffith University	3-IP	direct	settled outcome	
Queensland University of Technology	1-IP	direct	upheld on review	
University of Queensland	2-IP	direct	withdrawn	
	3-IP	direct	under consideration by the OIC	
	1-IP	direct	note ¹¹	
Office of Industrial Relations	1-IP	direct	settled outcome	
	7-IP	direct	withdrawn	

⁹ New documents were located by further searches undertaken and further initially redacted information was released to applicant.

¹⁰ Returned to the University of Queensland for re-processing following application for further time to deal under s.93 of the RTI Act.

¹¹ Returned to the University of Queensland for re-processing following application for further time to deal under s.106 of the IP Act.

PORTFOLIO/AGENCY	No. of external reviews	Type of review	Decision	Act provision
Office of Industrial Relations (cont'd)	1-IP	direct	under consideration by the OIC	
Total IP	47			
TOTAL	73			

Table 9. Amount of fees and charges received under the RTI Act - section 8(j) RTI Regulation

PORTFOLIO/AGENCY	Application fees received	Processing charges received	Access charges received	Total received
		— \$ —		
Department of Education ¹²	3,774.10	5,449.85	0.00	9,223.95
Queensland College of Teachers	103.40	0.00	0.00	103.40
Queensland Curriculum and Assessment Authority	51.70	0.00	0.00	51.70
Racing Queensland Board	103.40	0.00	0.00	103.40
Central Queensland University	205.90	1,240.00	0.00	1,445.90
Griffith University	103.40	2,177.65	0.00	2,281.05
James Cook University	155.10	0.00	0.00	155.10
Queensland University of Technology	206.80	808.00	0.00	1,014.80
University of Queensland	1,083.00	2,040.00	0.00	3,123.00
University of Southern Queensland	103.40	432.00	0.00	535.40
Office of Industrial Relations	23,104.90	36,655.80	0.00	59,760.70
QLeave	50.80	0.00	0.00	50.80
WorkCover Queensland	258.50	2,707.25	0.00	2,965.75
TOTAL	29,304.40	51,510.55	0.00	80,814.95

Table 10. Amount of charges received under the IP Act - section 6(j) IP Regulation

There were no charges received under the IP Act.

¹² Includes Minister for Education, Office of Racing (for the period 12 November 2020 to 30 June 2021) and Non-State Schools Accreditation Board.

APPENDIX 10 – Employment, Small Business and Training

Table 1. Number of access applications - section 8(a) RTI Regulation and section 6(a) IP Regulation (including IP amendment applications)

PORTFOLIO/AGENCY	Application type	Received	Transferred	Withdrawn	Finalised 30 June 2021
			— no. —		
Department of Employment, Small Business and Training	Access-RTI	12	0	0	8
Minister for Employment and Small Business and Minister for Training and Skills Development	Access-RTI	1	0	1	1
TAFE Queensland Board	Access-RTI	3	0	0	2
Total RTI Applications		16	0	1	11
Minister for Employment and Small Business and Minister for Training and Skills Development	Access-IP	1	0	1	0
Department of Employment, Small Business and Training	Access-IP	7	0	3	4
TAFE Queensland Board	Access-IP	24	0	20	4
Total IP Applications		32	0	24	8
TOTAL APPLICATIONS		48	0	25	19

Table 2. Number of refusals to deal - section 8(b) RTI Regulation and section 6(b) IP Regulation

There were no refusals to deal.

Table 3. Number of refusals of access - section 8(c) RTI Regulation and section 6(c) IP Regulation

PORTFOLIO/AGENCY	Application type RTI / IP	Pages considered	Provisions invoked to refuse access	
			invoked	no. of times i.e. pages
Department of Employment, Small Business and Training	RTI	133	s.49-sch4	26
			s.52(1)(a)	1
TAFE Queensland Board	RTI	695	sch3(12)(1)	20
			s.49-sch4	414
Total RTI		828		461
Department of Employment, Small Business and Training	IP	79	s.49-sch4	6
TAFE Queensland Board	IP	259	sch3(12)(1)	70
			s.49-sch4	187
Total IP		338		263
TOTAL		1,166		724

Table 4. Number of pages included in a disclosure log - section 8(d) RTI Regulation

There were 'zero' pages included in the disclosure log.

Table 5. Number of deemed decisions, and decisions taken to have been made on internal review - section 8(e) RTI Regulation or section 6(d) IP Regulation

PORTFOLIO/AGENCY	Provision invoked	No. of times
Department of Employment, Small Business and Training	s.46 RTI	2
Total RTI		2
TOTAL		2

Table 6. Number of refusals of amendment - section 6(e) IP Regulation

There were no refusals to amend documents.

Table 7. Number of internal review applications - section 8(f) RTI Regulation or section 6(f) IP Regulation

There were no internal review applications.

Table 8. Number of external review applications - section 8(g) RTI Regulation or section 6(g) IP Regulation

PORTFOLIO/AGENCY	No. of external reviews	Type of review	Decision	Act provision
Department of Employment, Small Business and Training	1-RTI	direct	under consideration by the OIC	
TAFE Queensland	1-RTI	direct	under consideration by the OIC	
Total RTI	2			
TAFE Queensland	1-IP	direct	upheld on review	
Total IP	1			
TOTAL	3			

Table 9. Amount of fees and charges received under the RTI Act - section 8(j) RTI Regulation

PORTFOLIO/AGENCY	Application fees received	Processing charges received	Access charges received	Total received
			— \$ —	
Department of Employment, Small Business and Training	566.00	0.00	0.00	566.00
Minister for Employment and Small Business and Minister for Training and Skills Development	50.80	0.00	0.00	50.80
TAFE Queensland Board	155.10	0.00	0.00	155.10
TOTAL	771.90	0.00	0.00	771.90

Table 10. Amount of charges received under the IP Act – section 6(j) IP Regulation

There were no charges received under the IP Act.

APPENDIX 11 – Energy and Public Works

Note:

- On 12 November 2020, the Department of Energy and Public Works (DEPW) was established.
- On 12 November 2020, the Energy function of the former Department of Natural Resources, Mines and Energy (Appendix 18) was transferred to DEPW.
- Statistics for the Energy function for the period 1 July 2020 to 11 November 2020 are included in Appendix 18.
- Statistics for the Energy function for the period 12 November 2020 to 30 June 2021 are included in the tables below.
- On 12 November 2020, the Building Policy and Asset Management and the Queensland Government Procurement functions were transferred from the former Department of Housing and Public Works (Appendix 15) to DEPW.
- Statistics for the Building Policy and Asset Management and the Queensland Government Procurement functions for the period 1 July 2020 to 11 November 2020 are included in Appendix 15.
- Statistics for the Building Policy and Asset Management and the Queensland Government Procurement functions for the period 12 November 2020 to 30 June 2021 are included in the tables below.

Table 1. Number of access applications - section 8(a) RTI Regulation and section 6(a) IP Regulation (including IP amendment applications)

PORTFOLIO/AGENCY	Application type	Received	Transferred	Withdrawn	Finalised 30 June 2021
		— no. —			
Department of Energy and Public Works	Access-RTI	17	1	2	10
Minister for Energy, Renewables and Hydrogen and Minister for Public Works and Procurement	Access-RTI	5	0	1	2
Board of Professional Engineers of Queensland	Access-RTI	1	0	0	1
Queensland Building and Construction Commission	Access-RTI	138	0	19	133
Total RTI Applications		161	1	22	146
Department of Energy and Public Works	Access-IP	8	0	1	7
Queensland Building and Construction Commission	Access-IP	87	0	17	81
Total IP Applications		95	0	18	88
Queensland Building and Construction Commission	Amendment-IP	1	0	0	1
Total IP Amendment Applications		1	0	0	1
TOTAL APPLICATIONS		257	1	40	235

Table 2. Number of refusals to deal - section 8(b) RTI Regulation and section 6(b) IP Regulation

There were no refusals to deal.

Table 3. Number of refusals of access - section 8(c) RTI Regulation and section 6(c) IP Regulation

PORTFOLIO/AGENCY	Application type RTI / IP	Pages considered	Provisions invoked to refuse access	
			invoked	no. of times i.e. pages
Department of Energy and Public Works	RTI	837	sch3(6)(c)(i)	21
			sch3(8)(1)	69
			s.49-sch4	376
Minister for Energy, Renewables and Hydrogen and Minister for Public Works and Procurement	RTI	457	sch3(2)(1)(a)	73

PORTFOLIO/AGENCY	Application type RTI / IP	Pages considered	Provisions invoked to refuse access	
			invoked	no. of times i.e. pages
Minister for Energy, Renewables and Hydrogen and Minister for Public Works and Procurement (cont'd)	RTI		sch3(2)(1)(b)	73
			sch3(6)(c)(i)	25
			s.49-sch4	23
			sch3(7)	24
Board of Professional Engineers of Queensland	RTI	217	sch3(8)(1)	187
			sch3(7)	6,466
Queensland Building and Construction Commission	RTI	106,409	sch3(7)	722
			sch3(10)(1)(b)	152
			sch3(10)(1)(f)	862
			sch3(8)(1)	8,792
			s.49-sch4	4
			s.52(1)(a)	402
Total RTI		107,920		18,271
Department of Energy and Public Works	IP	1,386	sch3(10)(1)(f)	100
			s.49-sch4	257
Queensland Building and Construction Commission	IP	34,870	sch3(7)	856
			sch3(10)(1)(a)	91
			sch3(10)(1)(b)	41
			sch3(10)(1)(d)	115
			sch3(10)(1)(f)	2
			sch3(8)(1)	4
			s.49-sch4	859
			s.52(1)(a)	8
Total IP		36,256		2,377
TOTAL		144,176		20,648

Table 4. Number of pages included in a disclosure log - section 8(d) RTI Regulation

PORTFOLIO/AGENCY	Total pages published to disclosure log
Queensland Building and Construction Commission	319
TOTAL	319

Table 5. Number of deemed decisions, and decisions taken to have been made on internal review - section 8(e) RTI Regulation or section 6(d) IP Regulation

PORTFOLIO/AGENCY	Provision invoked	No. of times
Queensland Building and Construction Commission	s.46 RTI	1
Total RTI		1
Queensland Building and Construction Commission	s.66 IP	1
Total IP		1
TOTAL		2

Table 6. Number of refusals of amendment - section 6(e) IP Regulation

There were no refusals to amend documents.

Table 7. Number of internal review applications - section 8(f) RTI Regulation or section 6(f) IP Regulation

PORTFOLIO/AGENCY	No. of internal reviews received	Internal review decision (i.e. upheld on review or varied on review)	If decision varied, how?	Exemption
Queensland Building and Construction Commission	3-RTI	upheld on review		
	1-RTI	varied on review	43 additional pages released relating to additional policies and guidelines that were considered in scope	
Total RTI	4			
Department of Energy and Public Works	1-IP	varied on review	additional information released	sch4(4)(6)(1)
Total IP	1			
TOTAL	5			

Table 8. Number of external review applications - section 8(g) RTI Regulation or section 6(g) IP Regulation

PORTFOLIO/AGENCY	No. of external reviews	Type of review	Decision	Act provision
Department of Energy and Public Works	1-RTI	direct	upheld on review	
	1-RTI	direct	under consideration by the OIC	
Queensland Building and Construction Commission	2-RTI	direct	under consideration by the OIC	
	1-RTI	direct	settled outcome	
	1-RTI	preceding internal review	under consideration by the OIC	
Total RTI	6			
TOTAL	6			

Table 9. Amount of fees and charges received under the RTI Act - section 8(j) RTI Regulation

PORTFOLIO/AGENCY	Application fees received	Processing charges received	Access charges received	Total received
		— \$ —		
Department of Energy and Public Works Minister for Energy, Renewables and Hydrogen and Minister for Public Works and Procurement	879.00	2,040.00	0.00	2,919.00
Board of Professional Engineers of Queensland	258.50	368.00	0.00	626.50
Queensland Building and Construction Commission	51.70	0.00	0.00	51.70
	5,882.10	11,602.85	0.00	17,484.95
TOTAL	7,071.30	14,010.85	0.00	21,082.15

Table 10. Amount of charges received under the IP Act - section 6(j) IP Regulation

There were no charges received under the IP Act.

APPENDIX 12 – Environment and Science

Note:

- On 12 November 2020, the Youth function of the former Department of Child Safety, Youth and Women (Appendix 4) was transferred to the Department of Environment and Science (DES).
- Statistics for the Youth function for the period 1 July 2020 to 11 November 2020 are included in Appendix 4.
- Statistics for the Youth function for the period 12 November 2020 to 30 June 2021 are included in the tables below.
- On 12 November 2020, Arts Queensland, the Corporate Administration Agency and support to the State Library of Queensland were transferred from DES to the Department of Communities, Housing and Digital Economy (DCHDE) (Appendix 7).
- Statistics for Arts Queensland, the Corporate Administration Agency and support to the State Library of Queensland for the period 1 July 2020 to 11 November 2020 are included in the tables below.
- Statistics for Arts Queensland, the Corporate Administration Agency and support to the State Library of Queensland for the period 12 November 2020 to 30 June 2021 are included in Appendix 7.
- Applications for the Queensland Museum Network (QMN) for the period 1 July 2020 to 11 November 2020 were processed by DES.
- Applications for the QMN for the period 12 November 2020 to 30 June 2021 were processed by DCHDE.
- For ease of reference statistics for the QMN for the period 1 July 2020 to 30 June 2021 are included in Appendix 7.

Table 1. Number of access applications - section 8(a) RTI Regulation and section 6(a) IP Regulation (including IP amendment applications)

PORTFOLIO/AGENCY	Application type	Received	Transferred	Withdrawn	Finalised 30 June 2021
				— no. —	
Department of Environment and Science	Access-RTI	204	3	26	165
Minister for Environment and the Great Barrier Reef and Minister for Science and Youth Affairs	Access-RTI	0	0	0	1
Total RTI Applications		204	3	26	166
Department of Environment and Science	Access-IP	13	1	3	10
Minister for Environment and the Great Barrier Reef and Minister for Science and Youth Affairs	Access-IP	1	0	0	0
Total IP Applications		14	1	3	10
TOTAL APPLICATIONS		218	4	29	176

Table 2. Number of refusals to deal - section 8(b) RTI Regulation and section 6(b) IP Regulation

PORTFOLIO/AGENCY	Provision invoked	No. of times i.e. applications
Department of Environment and Science	s.40 RTI	1
	s.41 RTI	4
	s.43 RTI	1
Total RTI		6
TOTAL		6

Table 3. Number of refusals of access - section 8(c) RTI Regulation and section 6(c) IP Regulation

PORTFOLIO/AGENCY	Application type RTI / IP	Pages considered	Provisions invoked to refuse access	
			invoked	no. of times i.e. pages
Department of Environment and Science	RTI	37,432	sch3(2)(1)(b)	260
			sch3(6)(c)(i)	31
			sch3(7)	550
			sch3(10)(1)(a)	3,915
			sch3(10)(1)(b)	40
			s.49-sch4	7,021
			s.52(1)(a)	44
Minister for Environment and the Great Barrier Reef and Minister for Science and Youth Affairs	RTI	6	s.52(1)(b)	1
			s.49-sch4	2
Total RTI		37,438		11,864
Department of Environment and Science	IP	223	s.49-sch4	126
			s.52(1)(a)	2
Total IP		223		128
TOTAL		37,661		11,992

Table 4. Number of pages included in a disclosure log - section 8(d) RTI Regulation

PORTFOLIO/AGENCY	Total pages published to disclosure log
Department of Environment and Science	4,857
Minister for Environment and the Great Barrier Reef and Minister for Science and Youth Affairs	5
TOTAL	4,862

Table 5. Number of deemed decisions, and decisions taken to have been made on internal review - section 8(e) RTI Regulation or section 6(d) IP Regulation

PORTFOLIO/AGENCY	Provision invoked	No. of times
Department of Environment and Science	s.46 RTI	1
Total RTI		1
Department of Environment and Science	s.66 IP	1
Total IP		1
TOTAL		2

Table 6. Number of refusals of amendment - section 6(e) IP Regulation

There were no refusals to amend documents.

Table 7. Number of internal review applications - section 8(f) RTI Regulation or section 6(f) IP Regulation

PORTFOLIO/AGENCY	No. of internal reviews received	Internal review decision (i.e. upheld on review or varied on review)	If decision varied, how?	Exemption
Department of Environment and Science	1-RTI	varied on review	additional information refused	sch3(8)(1)
Total RTI	1			
TOTAL	1			

Table 8. Number of external review applications – section 8(g) RTI Regulation or section 6(g) IP Regulation

PORTFOLIO/AGENCY	No. of external reviews	Type of review	Decision	Act provision
Department of Environment and Science	1-RTI	direct	varied – deferred documents were outside scope of application	
	2-RTI	direct	under consideration by the OIC	
	1-RTI	direct	withdrawn	
	1-RTI	direct	upheld on review	
	1-RTI	direct	resolved informally	
	1-RTI	direct	varied – additional documents located	
Total RTI	7			
TOTAL	7			

Table 9. Amount of fees and charges received under the RTI Act - section 8(j) RTI Regulation

PORTFOLIO/AGENCY	Application fees received	Processing charges received	Access charges received	Total received
		— \$ —		
Department of Environment and Science	10,311.20	15,503.78	0.00	25,814.98
TOTAL	10,311.20	15,503.78	0.00	25,814.98

Table 10. Amount of charges received under the IP Act - section 6(j) IP Regulation

There were no charges received under the IP Act.

APPENDIX 13 – Queensland Fire and Emergency Services

Table 1. Number of access applications - section 8(a) RTI Regulation and section 6(a) IP Regulation (including IP amendment applications)

PORTFOLIO/AGENCY	Application type	Received	Transferred	Withdrawn	Finalised 30 June 2021
				— no. —	
Queensland Fire and Emergency Services	Access-RTI	204	0	2	198
Total RTI Applications		204	0	2	198
Queensland Fire and Emergency Services	Access-IP	72	0	2	68
Total IP Applications		72	0	2	68
Queensland Fire and Emergency Services	Amendment-IP	1	0	0	1
Total IP Amendment Applications		1	0	0	1
TOTAL APPLICATIONS		277	0	4	267

Table 2. Number of refusals to deal - section 8(b) RTI Regulation and section 6(b) IP Regulation

PORTFOLIO/AGENCY	Provision invoked	No. of times i.e. applications
Queensland Fire and Emergency Services	s.40 RTI	1
Total RTI		1
Queensland Fire and Emergency Services	s.60 IP – Access	1
Total IP		1
TOTAL		2

Table 3. Number of refusals of access - section 8(c) RTI Regulation and section 6(c) IP Regulation

PORTFOLIO/AGENCY	Application type RTI / IP	Pages considered	Provisions invoked to refuse access	
			invoked	no. of times i.e. pages
Queensland Fire and Emergency Services	RTI	921,745	sch3(6)(c)(i)	14
			sch3(7)	21
			sch4(4)(3)(b)	15
			sch4(4)(6)(1)	2,324
			s.52(1)(a)	1
Total RTI		921,745		2,375
Queensland Fire and Emergency Services	IP	4,081	sch3(6)(c)(ii)	8
			sch3(7)	670
			sch3(10)(4)	2,088
			s.49-sch4	40
			sch4(4)(3)(b)	15
			sch4(4)(6)(1)	3,428
Total IP		4,081		6,249
TOTAL		925,826		8,624

Table 4. Number of pages included in a disclosure log - section 8(d) RTI Regulation

PORTFOLIO/AGENCY	Total pages published to disclosure log
Queensland Fire and Emergency Services	194
TOTAL	194

Table 5. Number of deemed decisions, and decisions taken to have been made on internal review - section 8(e) RTI Regulation or section 6(d) IP Regulation

PORTFOLIO/AGENCY	Provision invoked	No. of times
Queensland Fire and Emergency Services	s.46 RTI	1
Total RTI		1
TOTAL		1

Table 6. Number of refusals of amendment – section 6(e) IP Regulation

PORTFOLIO/AGENCY	Provision invoked	No. of times
Queensland Fire and Emergency Services	s.72(1)(a)(i)	1
TOTAL		1

Table 7. Number of internal review applications - section 8(f) RTI Regulation or section 6(f) IP Regulation

PORTFOLIO/AGENCY	No. of internal reviews received	Internal review decision (i.e. upheld on review or varied on review)	If decision varied, how?	Exemption
Queensland Fire and Emergency Services	1-RTI	upheld on review		sch4(4)(6)(1)
	1-RTI	varied on review	decision to refuse access	sch4(4)(6)(1)
Total RTI	2			
	1-IP	upheld on review		sch4(4)(6)(1)
Total IP	1			
TOTAL	3			

Table 8. Number of external review applications – section 8(g) RTI Regulation or section 6(g) IP Regulation

PORTFOLIO/AGENCY	No. of external reviews	Type of review	Decision	Act provision
Queensland Fire and Emergency Services	1-RTI	direct	deemed decision outcome – document located and provided to applicant	

PORTFOLIO/AGENCY	No. of external reviews	Type of review	Decision	Act provision
Queensland Fire and Emergency Services (cont'd)	2-RTI	direct	settled outcome - additional documentation located and provided to applicant	
Total RTI	3			
Queensland Fire and Emergency Services	1-IP	direct	settled outcome – additional documents provided to applicant	
Total IP	1			
TOTAL	4			

Table 9. Amount of fees and charges received under the RTI Act - section 8(j) RTI Regulation

PORTFOLIO/AGENCY	Application fees received	Processing charges received	Access charges received	Total received
		— \$ —		
Queensland Fire and Emergency Services	9,297.30	488.00	0.00	9,785.30
TOTAL	9,297.30	488.00	0.00	9,785.30

Table 10. Amount of charges received under the IP Act - section 6(j) IP Regulation

There were no charges received under the IP Act.

APPENDIX 14 – Queensland Health

Table 1. Number of access applications - section 8(a) RTI Regulation and section 6(a) IP Regulation (including IP amendment applications)

PORTFOLIO/AGENCY	Application type	Received	Transferred	Withdrawn	Finalised 30 June 2021
— no. —					
Department of Health	Access-RTI	271	77	29	142
Minister for Health and Ambulance Services	Access-RTI	2	0	0	3
Cairns and Hinterland Hospital and Health Service	Access-RTI	84	0	6	74
Central Queensland Hospital and Health Service	Access-RTI	23	0	5	22
Central West Hospital and Health Service	Access-RTI	6	0	0	7
Children's Health Queensland Hospital and Health Service	Access-RTI	95	0	1	63
Darling Downs Hospital and Health Service	Access-RTI	108	0	7	101
Gold Coast Hospital and Health Service	Access-RTI	203	0	16	194
Mackay Hospital and Health Service	Access-RTI	68	0	2	41
Metro North Hospital and Health Service					
Caboolture and Kilcoy Hospitals and Woodford Prison	Access-RTI	29	0	0	33
Redcliffe Hospital	Access-RTI	65	0	3	75
Royal Brisbane and Women's Hospital	Access-RTI	257	2	33	288
The Prince Charles Hospital	Access-RTI	163	0	0	157
Metro South Hospital and Health Service					
Bayside - Redland Hospital	Access-RTI	16	0	2	14
Logan-Beaudesert Hospitals	Access-RTI	0	0	3	25
Princess Alexandra Hospital	Access-RTI	238	0	15	257
Queen Elizabeth II Jubilee Hospital	Access-RTI	12	0	0	12
North West Hospital and Health Service	Access-RTI	7	0	2	5
South West Hospital and Health Service	Access-RTI	1	0	0	2
Sunshine Coast Hospital and Health Service	Access-RTI	98	0	13	77
Torres and Cape Hospital and Health Service	Access-RTI	41	4	2	34
Townsville Hospital and Health Service	Access-RTI	114	0	6	116
West Moreton Hospital and Health Service	Access-RTI	65	0	21	47
Wide Bay Hospital and Health Service					
Bundaberg and Rural	Access-RTI	43	0	4	47
Fraser Coast	Access-RTI	38	0	1	37
Office of the Health Ombudsman	Access-RTI	39	0	7	32
Total RTI Applications		2,086	83	178	1,905
Department of Health	Access-IP	428	267	42	134
Minister for Health and Ambulance Services	Access-IP	1	0	0	1
Cairns and Hinterland Hospital and Health Service	Access-IP	234	0	3	200
Central Queensland Hospital and Health Service	Access-IP	50	0	5	45
Central West Hospital and Health Service	Access-IP	9	0	0	5
Children's Health Queensland Hospital and Health Service	Access-IP	317	0	0	228
Darling Downs Hospital and Health Service	Access-IP	68	0	1	67
Gold Coast Hospital and Health Service	Access-IP	548	0	37	559
Mackay Hospital and Health Service	Access-IP	201	1	11	169
Metro North Hospital and Health Service					
Caboolture and Kilcoy Hospitals and Woodford Prison	Access-IP	558	5	11	513
Redcliffe Hospital	Access-IP	135	0	3	134
Royal Brisbane and Women's Hospital	Access-IP	317	1	28	378
The Prince Charles Hospital	Access-IP	198	0	0	201
Metro South Hospital and Health Service					
Bayside – Redland Hospital	Access-IP	46	1	2	43
Logan-Beaudesert Hospitals	Access-IP	0	0	1	76
Princess Alexandra Hospital	Access-IP	368	0	9	379
Queen Elizabeth II Jubilee Hospital	Access-IP	6	0	0	6
North West Hospital and Health Service	Access-IP	24	0	0	19

PORTFOLIO/AGENCY	Application type	Received	Transferred	Withdrawn	Finalised 30 June 2020
			— no. —		
South West Hospital and Health Service	Access-IP	14	1	2	11
Sunshine Coast Hospital and Health Service	Access-IP	202	1	38	144
Torres and Cape Hospital and Health Service	Access-IP	19	0	0	19
Townsville Hospital and Health Service	Access-IP	156	0	8	149
West Moreton Hospital and Health Service	Access-IP	656	37	200	243
Wide Bay Hospital and Health Service					
Bundaberg and Rural	Access-IP	117	0	5	121
Fraser Coast	Access-IP	124	2	3	160
Office of the Health Ombudsman	Access-IP	50	0	6	40
Mental Health Review Tribunal	Access-IP	2	0	0	2
Total IP Applications		4,848	316	415	4,046
Department of Health	Amendment-IP	1	0	1	1
Cairns and Hinterland Hospital and Health Service	Amendment-IP	3	0	0	2
Children's Health Queensland Hospital and Health Service	Amendment-IP	1	0	0	1
Gold Coast Hospital and Health Service	Amendment-IP	20	0	0	20
Mackay Hospital and Health Service	Amendment-IP	7	0	0	4
Metro North Hospital and Health Service					
Redcliffe Hospital	Amendment-IP	1	0	0	2
Royal Brisbane and Women's Hospital	Amendment-IP	6	0	0	6
The Prince Charles Hospital	Amendment-IP	4	0	0	0
Metro South Hospital and Health Service					
Bayside – Redland Hospital	Amendment-IP	3	0	0	3
Princess Alexandra Hospital	Amendment-IP	5	0	0	6
Sunshine Coast Hospital and Health Service	Amendment-IP	3	0	1	4
Townsville Hospital and Health Service	Amendment-IP	3	0	0	3
West Moreton Hospital and Health Service	Amendment-IP	1	0	0	1
Wide Bay Hospital and Health Service					
Fraser Coast	Amendment-IP	1	0	0	1
Office of the Health Ombudsman	Amendment-IP	1	0	0	1
Total IP Amendment Applications		60	0	2	55
TOTAL APPLICATIONS		6,994	399	595	6,006

Table 2. Number of refusals to deal - section 8(b) RTI Regulation and section 6(b) IP Regulation

PORTFOLIO/AGENCY	Provision invoked	No. of times <i>i.e. applications</i>
Department of Health	s.40 RTI	2
	s.41 RTI	1
Sunshine Coast Hospital and Health Service	s.41 RTI	2
Wide Bay Hospital and Health Service		
Fraser Coast	s.41 RTI	1
Total RTI		6
Department of Health	s.59 IP	2
	s.62 IP	1
Cairns and Hinterland Hospital and Health Service	s.60 IP-Access	2
Gold Coast Hospital and Health Service	s.62 IP	7
	s.63 IP	1
Mackay Hospital and Health Service	s.60 IP-Access	4
	s.62 IP	1

PORTFOLIO/AGENCY	Provision invoked	No. of times i.e. applications
Metro North Hospital and Health Service		
Royal Brisbane and Women's Hospital	s.62 IP	2
Townsville Hospital and Health Service	s.60 IP-Access	1
Office of the Health Ombudsman	s.60 IP-Access	1
	s.62 IP	1
Total IP		23
Office of the Health Ombudsman	s.60 IP – Amendment	1
Total IP Amendment		1
TOTAL		30

Table 3. Number of refusals of access - section 8(c) RTI Regulation and section 6(c) IP Regulation

PORTFOLIO/AGENCY	Application type RTI / IP	Pages considered	Provisions invoked to refuse access	
			invoked	no. of times i.e. pages
Department of Health	RTI	6,129	sch3(2)(1)(a)	32
			sch3(2)(1)(b)	1
			sch3(3)(1)(c)(ii)	14
			sch3(7)	191
			sch3(10)(1)(a)	341
			s.49-sch4	2,060
			s.52(1)(a)	5
Minister for Health and Ambulance Services	RTI	200	s.53(a)	71
			sch3(6)(c)(i)	2
			s.49-sch4	2,584
Cairns and Hinterland Hospital and Health Service	RTI	23,587	s.53(a)	71
			s.49-sch4	7,973
Central Queensland Hospital and Health Service	RTI	1,717	s.52(1)(a)	2
Central West Hospital and Health Service	RTI	343	full release	
Children's Health Queensland Hospital and Health Service	RTI	27,011	s.49-sch4	27
Darling Downs Hospital and Health Service	RTI	129,722	sch3(12)(1)	51
			sch3(8)(1)	90
			s.49-sch4	18
Gold Coast Hospital and Health Service	RTI	100,039	s.53(d)	111,111
			sch3(7)	3
			sch3(8)(1)	1,352
			sch3(10)(1)(b)	32
			sch3(10)(1)(d)	1
			sch3(12)(1)	34
			s.49-sch4	17,126
s.52(1) ¹³	2,218			
Mackay Hospital and Health Service	RTI	10,874	sch3(10)(1)(i)	30
			s.49-sch4	1,292
Metro North Hospital and Health Service Caboolture and Kilcoy Hospitals and Woodford Prison	RTI	18,085	sch3(10)(1)(i)	4
			sch3(12)(1)	39
			s.49-sch4	1,100
			s.53(a)	22

¹³ The Gold Coast Hospital and Health Service does not capture the level of detail required to break down s.52(1) into (a) or (b) - whether the documents were nonexistent or unlocatable.

PORTFOLIO/AGENCY	Application type RTI / IP	Pages considered	Provisions invoked to refuse access	
			invoked	no. of times i.e. pages
Redcliffe Hospital	RTI	24,602	sch3(10)(1)(i)	589
			sch3(12)(1)	1
			s.49-sch4	3,172
Royal Brisbane and Women's Hospital	RTI	98,081	s.49-sch4	316
			s.53(a)	12
The Prince Charles Hospital	RTI	36,284	s.49-sch4	176
Metro South Hospital and Health Service				
Bayside - Redland Hospital	RTI	4,201	sch3(8)(1)	206
			s.49-sch4	238
			s.52(1) ¹⁴	89
Logan-Beautesert Hospitals	RTI	17,089	sch3(8)(1)	1,471
Princess Alexandra Hospital	RTI	185,417	sch3(10)(1)(i)	179
			s.49-sch4	1,545
			s.52(1)(a)	3
			s.52(1)(b)	3
Queen Elizabeth II Jubilee Hospital	RTI	1,531	s.49-sch4	5
North West Hospital and Health Service	RTI	940	s.49-sch4	196
			s.52(1)(a)	2
South West Hospital and Health Service	RTI	30	s.49-sch4	3
Sunshine Coast Hospital and Health Service	RTI	19,135	sch3(12)(1)	112
			s.49-sch4	1,581
			s.52(1)(a)	2
Torres and Cape Hospital and Health Service	RTI	3,823	s.49-sch4	54
Townsville Hospital and Health Service	RTI	55,712	sch3(8)(1)	11
			sch3(10)(1)(b)	50
			sch3(10)(1)(i)	2
			s.49-sch4	1,657
			s.52(1)(a)	4
			s.52(1)(b)	2
West Moreton Hospital and Health Service	RTI	16,164	sch3(10)(1)(i)	29
			sch3(12)(1)	3
			s.49-sch4	1,622
			s.52(1)(b)	1
Wide Bay Hospital and Health Service				
Bundaberg and Rural	RTI	10,925	sch3(12)(1)	65
			s.49-sch4	1,061
Fraser Coast	RTI	7,070	sch3(12)(1)	8
			s.49-sch4	799
			s.52(1)(a)	1
Office of the Health Ombudsman	RTI	9,450	sch3(10)(1)(a)	8,200
			s.49-sch4	448
Total RTI		808,161		171,815
Department of Health	IP	8,186	sch3(2)(1)(a)	10
			sch3(7)	14
			sch3(10)(1)(a)	45
			s.49-sch4	524
Cairns and Hinterland Hospital and Health Service	IP	77,406	sch3(7)	1
			sch3(8)(1)	30
			sch3(10)(1)(i)	11
			sch3(12)(1)	193

¹⁴ The Bayside – Redland Hospital does not capture the level of detail required to break down s.52(1) into (a) or (b) - whether the documents were nonexistent or unlocatable.

PORTFOLIO/AGENCY	Application type RTI / IP	Pages considered	Provisions invoked to refuse access	
			invoked	no. of times i.e. pages
Cairns and Hinterland Hospital and Health Service (cont'd)	IP		s.49-sch4	3,899
			s.50(2)	95
			s.51(2)	1,403
			s.52(1)(a)	1
			s.52(1)(b)	4
Central Queensland Hospital and Health Service	IP	5,563	s.49-sch4	5
			s.52(1)(a)	2
Central West Hospital and Health Service	IP	306	s.49-sch4	4
Children's Health Queensland Hospital and Health Service	IP	132,217	sch3(12)(1)	146
			s.50(2)	2,101
Darling Downs Hospital and Health Service	IP	10,597	sch3(8)(1)	145
			s.50(2)	243
Gold Coast Hospital and Health Service	IP	281,175	sch3(7)	1
			sch3(8)(1)	2,224
			sch3(10)(1)(b)	17
			sch3(10)(1)(d)	1
			sch3(10)(1)(i)	346
			sch3(12)(1)	2,077
			s.49-sch4	1,050
			s.51(2)	6,060
			s.52(1) ¹⁵	3
			s.53(a)	64
Mackay Hospital and Health Service	IP	27,077	sch3(7)	10
			sch3(10)(1)(c)	18
			sch3(10)(1)(d)	1
			sch3(10)(1)(f)	42
			sch3(10)(1)(g)	24
			sch3(10)(1)(i)	204
			sch3(12)(1)	58
			s.49-sch4	960
			s.50(2)	2
			s.52(1)(a)	7
Metro North Hospital and Health Service Caboolture and Kilcoy Hospitals and Woodford Prison	IP	133,096	sch3(10)(1)(c)	143
			sch3(10)(1)(d)	1,574
			sch3(10)(1)(i)	85
			sch3(12)(1)	271
			s.49-sch4	3,652
Redcliffe Hospital	IP	36,922	s.53(a)	6
			sch3(10)(1)(d)	7
			sch3(12)(1)	303
			s.49-sch4	1,395
			s.50(2)	50
Royal Brisbane and Women's Hospital	IP	122,035	s.51(2)	3
			s.52(1) ¹⁶	7
			sch3(6)(b)(i)	290
			sch3(8)(1)	240
			sch3(10)(1)(f)	101
			sch3(10)(1)(i)	16

¹⁵ The Gold Coast Hospital does not capture the level of detail required to break down s.52(1) into (a) or (b) - whether the documents were non-existent or unlocatable.

¹⁶ The Redcliffe Hospital does not capture the level of detail required to break down s.52(1) into (a) or (b) - whether the documents were non-existent or unlocatable.

PORTFOLIO/AGENCY	Application type RTI / IP	Pages considered	Provisions invoked to refuse access	
			invoked	no. of times i.e. pages
Royal Brisbane and Women's Hospital (<i>cont'd</i>)	IP		sch3(12)(1)	150
			s.49-sch4	3,008
			s.50(2)	718
			s.51(2)	29,614
			s.52(1)(a)	3
			s.53(a)	23
The Prince Charles Hospital	IP	29,634	sch3(8)(1)	7
			sch3(10)(1)(i)	8
			sch3(12)(1)	41
			s.49-sch4	1,587
			s.52(1) ¹⁷	3
Metro South Hospital and Health Service				
Bayside - Redland Hospital	IP	14,336	s.49-sch4	50
			s.50(2)	362
			s.51(2)	7,049
			s.52(1) ¹⁸	73
Logan-Beautesert Hospitals	IP	21,650	sch3(8)(1)	41
			s.49-sch4	13
			s.50(2)	819
			s.51(2)	1,640
Princess Alexandra Hospital	IP	209,575	sch3(8)(1)	193
			sch3(10)(1)(i)	176
			s.49-sch4	2,200
			s.52(1)(a)	8
			s.52(1)(b)	5
Queen Elizabeth II Jubilee Hospital	IP	549	s.49-sch4	1
			s.52(1)(a)	3
North West Hospital and Health Service	IP	982	full release	
South West Hospital and Health Service	IP	1,045	sch3(8)(1)	12
			sch3(12)(1)	3
			s.49-sch4	102
Sunshine Coast Hospital and Health Service	IP	40,415	sch3(10)(1)(a)	23
			sch3(12)(1)	72
			s.49-sch4	2,241
			s.50(2)	1,007
			s.52(1)(a)	5
Torres and Cape Hospital and Health Service	IP	975	s.49-sch4	50
Townsville Hospital and Health Service	IP	43,183	sch3(10)(1)(b)	6
			sch3(10)(1)(i)	4
			sch3(12)(1)	268
			s.49-sch4	1,005
			s.50(2)	2
			s.51(2)	17
			s.52(1)(a)	14
			s.52(1)(b)	3
West Moreton Hospital and Health Service	IP	166,187	s.53(a)	2
			sch3(10)(1)(a)	44
			sch3(10)(1)(j)	110
			sch3(12)(1)	122
			s.49-sch4	4,393

¹⁷ The Prince Charles Hospital does not capture the level of detail required to break down s.52(1) into (a) or (b) - whether the documents were non-existent or unlocatable.

¹⁸ The Bayside-Redland Hospital does not capture the level of detail required to break down s.52(1) into (a) or (b) - whether the documents were non-existent or unlocatable.

PORTFOLIO/AGENCY	Application type RTI / IP	Pages considered	Provisions invoked to refuse access	
			invoked	no. of times i.e. pages
West Moreton Hospital and Health Service (cont'd)	IP		s.50(2)	12
			s.52(1)(a)	26
			s.52(1)(b)	3
Wide Bay Hospital and Health Service				
Bundaberg and Rural	IP	23,692	sch3(10)(1)(d)	125
Fraser Coast	IP	26,620	sch3(10)(1)(i)	31
			sch3(12)(1)	500
			s.49-sch4	1,946
			s.50(2)	24
			s.51(2)	2,040
			s.52(1)(a)	4
			s.52(1)(b)	1
Mental Health Review Tribunal	IP	55	s.49-sch4	15
Office of the Health Ombudsman	IP	12,170	sch3(8)(1)	6
			sch3(10)(1)(a)	300
			s.49-sch4	728
Total IP		1,425,648		93,252
TOTAL		2,233,809		265,067

Table 4. Number of pages included in a disclosure log - section 8(d) RTI Regulation

PORTFOLIO/AGENCY	Total pages published to disclosure log
	no.
Department of Health	2,319
Minister for Health and Ambulance Services	36
Cairns and Hinterland Hospital and Health Service	1
Gold Coast Hospital and Health Service	73
Sunshine Coast Hospital and Health Service	9
TOTAL	2,438

Table 5. Number of deemed decisions, and decisions taken to have been made on internal review - section 8(e) RTI Regulation or section 6(d) IP Regulation

PORTFOLIO/AGENCY	Provision invoked	No. of times
Department of Health	s.46 RTI	3
Cairns and Hinterland Hospital and Health Service	s.46 RTI	5
Metro North Hospital and Health Service		
Caboolture and Kilcoy Hospitals and Woodford Prison	s.46 RTI	1
Royal Brisbane and Women's Hospital	s.46 RTI	2
Metro South Hospital and Health Service		
Princess Alexandra Hospital	s.46 RTI	3
West Moreton Hospital and Health Service	s.46 RTI	4
Total RTI		18
Department of Health	s.66 IP	2
Cairns and Hinterland Hospital and Health Service	s.66 IP	19
Central Queensland Hospital and Health Service	s.66 IP	3

PORTFOLIO/AGENCY	Provision invoked	No. of times
Gold Coast Hospital and Health Service	s.66 IP	1
Metro North Hospital and Health Service		
Royal Brisbane and Women's Hospital	s.66 IP	1
The Prince Charles Hospital	s.66 IP	1
Sunshine Coast Hospital and Health Service	s.66 IP	1
West Moreton Hospital and Health Service	s.66 IP	13
Office of the Health Ombudsman	s.66 IP	2
Total IP		43
TOTAL		61

Table 6. Number of refusals of amendment - section 6(e) IP Regulation

PORTFOLIO/AGENCY	Provision invoked	No. of times
Cairns and Hinterland Hospital and Health Service	s.72(1)(a)(i)	2
Children's Health Queensland Hospital and Health Service	s.72(1)(a)(i)	1
Gold Coast Hospital and Health Service	s.72(1)(a)(i)	11
Mackay Hospital and Health Service	s.72(1)(a)(i)	1
Metro North Hospital and Health Service		
Redcliffe Hospital	s.72(1)(a)(i)	1
Royal Brisbane and Women's Hospital	s.72(1)(a)(i)	3
The Prince Charles Hospital	s.72(1)(a)(i)	1
Metro South Hospital and Health Service		
Princess Alexandra Hospital	s.72(1)(a)(i)	5
Sunshine Coast Hospital and Health Service	s.72(1)(a)(i)	1
West Moreton Hospital and Health Service	s.72(1)(a)(i)	1
Wide Bay Hospital and Health Service		
Fraser Coast	s.72(1)(a)(i)	1
Office of the Health Ombudsman	s.72(1)(a)(i)	1
TOTAL		29

Table 7. Number of internal review applications - section 8(f) RTI Regulation or section 6(f) IP Regulation

PORTFOLIO/AGENCY	No. of internal reviews received	Internal review decision (i.e. upheld on review or varied on review)	If decision varied, how?	Exemption
Department of Health	1-RTI	upheld on review	sufficiency of search refused access – decision affirmed	
	1-RTI	upheld on review		sch3(12)(1)
	1-RTI	upheld on review	third party objection decision not finalised in the 2020-21 financial year refused access – applicant provided with additional material (previously considered to be irrelevant)	
	1-RTI	varied on review		
Metro North Hospital and Health Service				
Redcliffe Hospital	1-RTI	upheld on review		sch4(3)(3)
Wide Bay Hospital and Health Service				
Bundaberg and Rural	1-RTI	upheld on review		sch4(3)(3)
	1-RTI	withdrawn		
Total RTI	7			

PORTFOLIO/AGENCY	No. of internal reviews received	Internal review decision (i.e. upheld on review or varied on review)	If decision varied, how?	Exemption
Department of Health	1-IP	withdrawn		
Gold Coast Hospital and Health Service	1-IP	varied on review	full access provided to 208 pages	
Mackay Hospital and Health Service	1-IP	settled outcome	documents re-issued to applicant	
Metro North Hospital and Health Service				
The Prince Charles Hospital	1-IP	upheld on review		sch4(3)(3)
Sunshine Coast Hospital and Health Service	2-IP	varied on review	additional documents released	
West Moreton Hospital and Health Service	1-IP	withdrawn		
Mental Health Review Tribunal	1-IP	upheld on review		
Office of the Health Ombudsman	3-IP	upheld on review		
Total IP	11			
TOTAL	18			

Table 8. Number of external review applications - section 8(g) RTI Regulation or section 6(g) IP Regulation

PORTFOLIO/AGENCY	No. of external reviews	Type of review	Decision	Act provision
Department of Health	1-RTI	direct	applicant did not respond to OIC's preliminary view	
	1-RTI	direct	resolved informally – administrative release	
	1-RTI	preceding internal review	resolved informally – Department of Health agreed to release 'irrelevant' material	
	1-RTI	preceding internal review	upheld on review – refused access	sch3(12)(1)
	1-RTI	preceding internal review	upheld on review – sufficiency of search affirmed	
Cairns and Hinterland Hospital and Health Service	2-RTI	direct	under consideration by the OIC	
Central West Hospital and Health Service	1-RTI	direct	resolved informally	
Mackay Hospital and Health Service	1-RTI	direct	withdrawn	
Metro North Hospital and Health Service				
Redcliffe Hospital	1-RTI	direct	settled outcome	
	1-RTI	direct	withdrawn	
	2-RTI	direct	under consideration by the OIC	
Royal Brisbane and Women's Hospital	1-RTI	direct	resolved informally	
	1-RTI	direct	under consideration by the OIC	
The Prince Charles Hospital	1-RTI	direct	withdrawn	
Metro South Hospital and Health Service				
Princess Alexandra Hospital	1-RTI	direct	upheld on review	
	1-RTI	direct	withdrawn	
Townsville Hospital and Health Service	1-RTI	direct	withdrawn	
West Moreton Hospital and Health Service	1-RTI	direct	OIC granted West Moreton Hospital and Health Service extra time	
Office of the Health Ombudsman	1-RTI	direct	under consideration by the OIC	
Total RTI	21			

PORTFOLIO/AGENCY	No. of external reviews	Type of review	Decision	Act provision
Department of Health	1-IP	direct	upheld on review – sufficiency of search affirmed	
Cairns and Hinterland Hospital and Health Service	1-IP	direct	upheld on review	
	1-IP	direct	withdrawn	
	1-IP	direct	under consideration by the OIC	
Central Queensland Hospital and Health Service	1-IP	direct	upheld on review	
Children's Health Queensland Hospital and Health Service	4-IP	direct	upheld on review	
Gold Coast Hospital and Health Service	5-IP	direct	upheld on review	
	7-IP	preceding internal review	upheld on review	
Metro North Hospital and Health Service				
Royal Brisbane and Women's Hospital	2-IP	direct	under consideration by the OIC	
	1-IP	direct	resolved informally	
Metro South Hospital and Health Service				
Princess Alexandra Hospital	1-IP	direct	upheld on review	
	1-IP	direct	withdrawn	
	2-IP	direct	under consideration by the OIC	
West Moreton Hospital and Health Service	2-IP	direct	settled outcome – additional pages located and released	
	1-IP	direct	under consideration by the OIC	
	1-IP	direct	withdrawn	
Wide Bay Hospital and Health Service				
Bundaberg and Rural	3-IP	direct	under consideration by the OIC	
Office of the Health Ombudsman	3-IP	direct	upheld on review	
	2-IP	direct	settled outcome	
	1-IP	direct	under consideration by the OIC	
Total IP	41			
Mackay Hospital and Health Service	1-IP	Amendment	direct	under consideration by the OIC
Total IP Amendment	1			
TOTAL	63			

Table 9. Amount of fees and charges received under the RTI Act - section 8(j) RTI Regulation

PORTFOLIO/AGENCY	Application fees received	Processing charges received	Access charges received	Total received
		— \$ —		
Department of Health	12,015.50	7,290.93	0.00	19,306.43
Minister for Health and Ambulance Services	155.10	200.00	0.00	355.10
Cairns and Hinterland Hospital and Health Service	4,337.40	1,758.40	0.00	6,095.80
Central Queensland Hospital and Health Service	1,189.10	0.00	0.00	1,189.10
Central West Hospital and Health Service	310.20	0.00	0.00	310.20
Children's Health Queensland Hospital and Health Service	3,193.80	592.00	103.40	3,889.20
Darling Downs Hospital and Health Service	3,463.00	496.00	135.08	4,094.08
Gold Coast Hospital and Health Service	13,665.90	954.80	0.00	14,620.70
Mackay Hospital and Health Service	2,838.28	7,565.80	0.00	10,404.08
Metro North Hospital and Health Service				
Caboolture and Kilcoy Hospitals and Woodford Prison	1,544.70	384.00	0.00	1,928.70
Redcliffe Hospital	3,099.30	2,464.00	572.00	6,135.30
Royal Brisbane and Women's Hospital	11,959.40	6,398.00	0.00	18,357.40

PORTFOLIO/AGENCY	Application fees received	Processing charges received	Access charges received	Total received
			— \$ —	
The Prince Charles Hospital	5,515.70	3,303.80	0.00	8,819.50
Metro South Hospital and Health Service				
Bayside - Redland Hospital	711.20	0.00	0.00	711.20
Logan-Beautesert Hospitals	1,082.10		135.10	1,217.20
Princess Alexandra Hospital	11,772.30	3,459.00	773.94	16,005.24
Queen Elizabeth II Jubilee Hospital	620.40		51.00	671.40
North West Hospital and Health Service	254.00		0.00	254.00
South West Hospital and Health Service	101.60		0.00	101.60
Sunshine Coast Hospital and Health Service	4,852.60	1,611.80	0.00	6,464.40
Torres and Cape Hospital and Health Service	1,594.00	0.00	0.00	1,594.00
Townsville Hospital and Health Service	5,315.50	6,243.10	238.58	11,797.18
West Moreton Hospital and Health Service	3,776.70	675.10	0.00	4,451.80
Wide Bay Hospital and Health Service				
Bundaberg and Rural	1,901.20	949.85	0.00	2,851.05
Fraser Coast	1,696.20	0.00	0.00	1,696.20
Office of the Health Ombudsman	927.00	0.00	0.00	927.00
TOTAL	97,892.18	44,346.58	2,009.10	144,247.86

Table 10. Amount of charges received under the IP Act - section 6(j) IP Regulation

PORTFOLIO/AGENCY	Access charges
	\$
Department of Health	693.00
Metro South Hospital and Health Service	
Logan-Beautesert Hospitals	135.10
Princess Alexandra Hospital	201.08
Queen Elizabeth II Jubilee Hospital	201.08
Townsville Hospital and Health Service	540.32
TOTAL	1,770.58

APPENDIX 15 – Housing and Public Works

Note:

- On 12 November 2020, the Department of Housing and Public Works (DHPW) was renamed the Department of Communities, Housing and Digital Economy (Appendix 7).
- Statistics for the Housing and Digital Economy functions for the period 1 July 2020 to 11 November 2020 are included in the tables below.
- Statistics for the Housing and Digital Economy functions for the period 12 November 2020 to 30 June 2021 are included in Appendix 7.
- On 12 November 2020, the Building Policy and Asset Management and the Queensland Government Procurement functions were transferred from the former DHPW to the Department of Energy and Public Works (Appendix 11).
- Statistics for the Building Policy and Asset Management and the Queensland Government Procurement functions for the period 1 July 2020 to 11 November 2020 are included in the tables below.
- Statistics for the Building Policy and Asset Management and the Queensland Government Procurement functions for the period 12 November 2020 to 30 June 2021 are included in Appendix 11.
- The Sport and Recreation functions were transferred from the former DHPW to the Department of Tourism, Innovation and Sport (Appendix 27).
- Statistics for the Sport and Recreation functions for the period 1 July 2020 to 11 November 2020 are included in the tables below.
- Statistics for the Sport and Recreation functions for the period 12 November 2020 to 30 June 2021 are included in Appendix 27.

Table 1. Number of access applications - section 8(a) RTI Regulation and section 6(a) IP Regulation (including IP amendment applications)

PORTFOLIO/AGENCY	Application type	Received	Transferred	Withdrawn	Finalised 30 June 2021
			— no. —		
Department of Housing and Public Works	Access-RTI	16	0	4	19
Minister for Housing and Public Works, Minister for Digital Technology and Minister for Sport	Access-RTI	1	0	0	1
Total RTI Applications		17	0	4	20
Department of Housing and Public Works	Access-IP	7	0	2	8
Total IP Applications		7	0	2	8
Department of Housing and Public Works	Amendment-IP	1	0	0	1
Total IP Amendment Applications		1	0	0	1
TOTAL APPLICATIONS		25	0	6	29

Table 2. Number of refusals to deal - section 8(b) RTI Regulation and section 6(b) IP Regulation

There were no refusals to deal.

Table 3. Number of refusals of access - section 8(c) RTI Regulation and section 6(c) IP Regulation

PORTFOLIO/AGENCY	Application type RTI / IP	Pages considered	Provisions invoked to refuse access	no. of times i.e. pages
			<i>(Where s.47(3)(e)-s.52: Document non-existent or unlocatable provision has been invoked, the number in the right hand side column represents the number of applications, not pages.)</i>	
			invoked	
Department of Housing and Public Works	RTI	1,201	sch3(7)	234
			sch3(10)(1)(d)	126

PORTFOLIO/AGENCY	Application type RTI / IP	Pages considered	Provisions invoked to refuse access	
			invoked	no. of times i.e. pages
Department of Housing and Public Works (cont'd)	RTI		sch3(10)(1)(h)	111
			s.49-sch4	491
			s.52(1)(a)	4
			s.53(a)	1
Minister for Housing and Public Works, Minister for Digital Technology and Minister for Sport	RTI	150	s.49-sch4	14
Total RTI		1,351		981
Department of Housing and Public Works	IP	745	sch3(7)	150
			s.49-sch4	158
Total IP		745		308
TOTAL		2,096		1,289

Table 4. Number of pages included in a disclosure log - section 8(d) RTI Regulation

PORTFOLIO/AGENCY	Total pages published to disclosure log
	no.
Department of Housing and Public Works	964
TOTAL	964

Table 5. Number of deemed decisions, and decisions taken to have been made on internal review - section 8(e) RTI Regulation or section 6(d) IP Regulation

PORTFOLIO/AGENCY	Provision invoked	No. of times
Department of Housing and Public Works	s.66 IP	1
Total IP		1
TOTAL		1

Table 6. Number of refusals of amendment – section 6(e) IP Regulation

PORTFOLIO/AGENCY	Provision invoked	No. of times
Department of Housing and Public Works	s.72(1)(a)(ii)	1
TOTAL		1

Table 7. Number of internal review applications - section 8(f) RTI Regulation or section 6(f) IP Regulation

PORTFOLIO/AGENCY	No. of internal reviews received	Internal review decision (i.e. upheld on review or varied on review)	If decision varied, how?	Exemption
Department of Housing and Public Works	1-IP	upheld on review		
Total IP	1			
TOTAL	1			

Table 8. Number of external review applications - section 8(g) RTI Regulation or section 6(g) IP Regulation

There were no external review applications.

Table 9. Amount of fees and charges received under the RTI Act - section 8(j) RTI Regulation

PORTFOLIO/AGENCY	Application fees received	Processing charges received	Access charges received	Total received
		— \$ —		
Department of Housing and Public Works	825.00	3,972.00	0.00	4,797.00
Minister for Housing and Public Works, Minister for Digital Technology and Minister for Sport	51.70	0.00	0.00	51.70
TOTAL	876.70	3,972.00	0.00	4,848.70

Table 10. Amount of charges received under the IP Act - section 6(j) IP Regulation

There were no charges received under the IP Act.

APPENDIX 16 – Justice and Attorney-General

Note:

- On 12 November 2020, the Office for Women and Violence Prevention (OWVP) was transferred from the former Department of Child Safety, Youth and Women (Appendix 4) to the Department of Justice and Attorney-General (DJAG).
- Statistics for OWVP for the period 1 July 2020 to 11 November 2020 are included in Appendix 4.
- Statistics for OWVP for the period 12 November 2020 to 30 June 2021 are included in the tables below.

Table 1. Number of access applications - section 8(a) RTI Regulation and section 6(a) IP Regulation (including IP amendment applications)

PORTFOLIO/AGENCY	Application type	Received	Transferred	Withdrawn	Finalised 30 June 2021
		— no. —			
Department of Justice and Attorney-General ¹⁹	Access-RTI	127	9	20	108
Attorney-General and Minister for Justice, Minister for Women and Minister for the Prevention of Domestic and Family Violence ²⁰	Access-RTI	3	0	2	1
Crime and Corruption Commission	Access-RTI	8	0	0	7
Electoral Commission of Queensland	Access-RTI	1	0	0	1
Legal Aid Queensland	Access-RTI	1	0	1	0
Legal Services Commission	Access-RTI	3	0	0	3
Office of the Public Guardian	Access-RTI	4	0	1	3
Office of the Public Trustee	Access-RTI	8	0	3	5
Office of the Queensland Ombudsman	Access-RTI	8	0	0	8
Queensland Law Society	Access-RTI	3	0	0	4
Total RTI Applications		166	9	27	140
Department of Justice and Attorney-General ²¹	Access-IP	117	3	22	115
Attorney-General and Minister for Justice ²²	Access-IP	0	0	0	1
Crime and Corruption Commission	Access-IP	19	0	0	19
Electoral Commission of Queensland	Access-IP	2	0	0	1
Legal Aid Queensland	Access-IP	21	0	5	20
Legal Services Commission	Access-IP	3	0	0	2
Office of the Public Trustee	Access-IP	7	0	1	7
Office of the Queensland Ombudsman	Access-IP	5	0	0	2
Queensland Human Rights Commission	Access-IP	2	0	0	2
Total IP Applications		176	3	28	169
Office of the Queensland Ombudsman	Amendment-IP	1	0	0	1
Total IP Amendment Applications		1	0	0	1
TOTAL APPLICATIONS		343	12	55	310

Table 2. Number of refusals to deal - section 8(b) RTI Regulation and section 6(b) IP Regulation

PORTFOLIO/AGENCY	Provision invoked	No. of times i.e. applications
Department of Justice and Attorney-General	s.40 RTI	1
	s.41 RTI	1
	s.43 RTI	1

¹⁹ Statistics for the Supreme and District Courts, Magistrates Court, the Queensland Civil and Administrative Tribunal and the Director of Public Prosecutions are contained within the DJAG statistics.

²⁰ for the period 12 November 2020 to 30 June 2021

²¹ Statistics for the Supreme and District Courts, Magistrates Court, the Queensland Civil and Administrative Tribunal and the Director of Public Prosecutions are contained within the DJAG statistics.

²² for the period 1 July 2020 to 11 November 2020

PORTFOLIO/AGENCY	Provision invoked	No. of times i.e. applications
Crime and Corruption Commission	s.41 RTI	1
Office of the Public Guardian	s.43 RTI	1
Office of the Public Trustee	s.41 RTI	1
Total RTI		6
Department of Justice and Attorney-General	s.62 IP	2
	s.59 IP	1
Crime and Corruption Commission	s.59 IP	1
Legal Aid Queensland	s.60 IP – Access	1
	s.62 IP	1
Total IP		6
TOTAL		12

Table 3. Number of refusals of access - section 8(c) RTI Regulation and section 6(c) IP Regulation

PORTFOLIO/AGENCY	Application type RTI / IP	Pages considered	Provisions invoked to refuse access	
			Provisions invoked	no. of times i.e. pages
<i>(Where s.47(3)(e)-s.52: Document non-existent or unlocatable provision has been invoked, the number in the right hand side column represents the number of applications, not pages.)</i>				
Department of Justice and Attorney-General	RTI	23,497	sch3(2)(1)(a)	11
			sch3(2)(1)(b)	107
			sch3(3)(1)(e)	11
			sch3(6)(a)	7
			sch3(6)(b)(i)	3
			sch3(7)	843
			sch3(8)(1)	2
			sch3(10)(1)(a)	215
			sch4(3)(2)	43
			sch4(3)(3)	7,246
			sch4(3)(6)	172
			sch4(3)(9)	1,229
			sch4(3)(13)	15
			sch4(3)(14)	6
			sch4(3)(16)	114
			sch4(4)(6)(1)	22
			Crime and Corruption Commission	RTI
s.53(a)	1,041			
s.53(d)	1,415			
Electoral Commission of Queensland	RTI	246	sch3(6)(c)(i)	43
			sch3(7)	1
			sch3(10)(4)	899
			s.49-sch4	577
Legal Services Commission	RTI	606	s.52(1)(a)	1
			sch3(7)	2
Office of the Public Guardian	RTI	1,292	s.52(1)(a)	1
			sch3(12)(1)	582
Office of the Public Trustee	RTI	187	sch4(3)(3)	59
			sch4(3)(2)	3
			sch4(3)(3)	55
Office of the Queensland Ombudsman	RTI	593	s.53(a)	1 ²³
			sch3(10)(1)(a) and (f)	5

²³ in this instance 1 = 4,000+ pages

PORTFOLIO/AGENCY	Application type RTI / IP	Pages considered	Provisions invoked to refuse access	
			invoked	no. of times i.e. pages
Office of the Queensland Ombudsman (cont'd)	RTI		s.49-sch4	119
Queensland Law Society	RTI	1,192	sch3(6)(a), sch3(6)(b)(ii)	223
			sch3(7)	26
			sch3(8)(1)	333
			s.49-sch4	253
Total RTI		29,176		15,727
Department of Justice and Attorney-General	IP	29,051	sch3(7)	4,320
			sch3(10)(1)(a)	19
			sch3(10)(1)(b)	3
			sch3(10)(1)(i)	2
			sch3(12)(1)	206
			sch4(3)(2)	39
			sch4(3)(3)	5,395
			sch4(3)(6)	33
			sch4(3)(8)	408
			sch4(3)(22)	64
			sch4(4)(6)(1)	396
			s.52(1)(a)	26
			s.52(1)(b)	1
			s.53(a)	2,798
			s.53(d)	4,904
Crime and Corruption Commission	IP	2,909	sch3(6)(c)(i)	166
			sch3(7)	252
			sch3(10)(1)(c)	1
			sch3(10)(1)(f)	13
			sch3(10)(4)	1,963
			s.49-sch4	55
			s.52(1)(a)	3
Legal Aid Queensland	IP	1,403	s.49-sch4	45
			s.51(2)	75
			s.52(1)(a)	5
			s.53(a)	1
Legal Services Commission	IP	2,386	sch3(10)(1)(a)	2,386
			s.52(1)(a)	2
Office of the Public Trustee	IP	3,718	sch4(3)(3)	6
			s.53(a)	735
Office of the Queensland Ombudsman	IP	524	s.49-sch4	5
Queensland Human Rights Commission	IP	1,340	s.49-sch4	259
Total IP		41,331		24,586
TOTAL		70,507		40,313

Table 4. Number of pages included in a disclosure log - section 8(d) RTI Regulation

PORTFOLIO/AGENCY	Total pages published to disclosure log
Department of Justice and Attorney-General	3,023
TOTAL	3,023

Table 5. Number of deemed decisions, and decisions taken to have been made on internal review - section 8(e) RTI Regulation or section 6(d) IP Regulation

PORTFOLIO/AGENCY	Provision invoked	No. of times
Office of the Queensland Ombudsman	s.46 RTI	2
Queensland Law Society	s.46 RTI	1
Total RTI		3
Crime and Corruption Commission	s.66 IP	1 ²⁴
Queensland Human Rights Commission	s.66 IP	1
Total IP		2
TOTAL		5

Table 6. Number of refusals of amendment – section 6(e) IP Regulation

PORTFOLIO/AGENCY	Provision invoked	No. of times
Office of the Queensland Ombudsman	s.72(1)(a)(i)	1
TOTAL		1

Table 7. Number of internal review applications - section 8(f) RTI Regulation or section 6(f) IP Regulation

PORTFOLIO/AGENCY	No. of internal reviews received	Internal review decision (i.e. upheld on review or varied on review)	If decision varied, how?	Exemption
Department of Justice and Attorney-General	4-RTI	upheld on review		
	1-RTI	varied on review	303 pages released in full, 11 pages released in part, access refused to 71 pages	sch4(3)(3)
	1-RTI	varied on review	4 additional pages released in full	
	1-RTI	overturned	all information was exempt	s.40, sch3(7)
Legal Services Commission	1-RTI	upheld on review		
Total RTI	8			
Department of Justice and Attorney-General	4-IP	upheld on review		
	1-IP	varied on review	71 additional pages were refused in full	sch4(3)(3)
	1-IP	varied on review	33 additional pages were released in full	
	1-IP	varied on review	additional information refused on 4 pages	sch4(3)(3)
Crime and Corruption Commission	1-IP	varied on review	3 additional documents were considered - refused	sch3(10)(4)
Total IP	8			
TOTAL	16			

²⁴ A considered decision was made however, the decision did not reach the applicant within the statutory timeframe.

Table 8. Number of external review applications - section 8(g) RTI Regulation or section 6(g) IP Regulation

PORTFOLIO/AGENCY	No. of external reviews	Type of review	Decision	Act provision
Department of Justice and Attorney-General	1-RTI	direct	not accepted by the OIC	
	4-RTI	direct	withdrawn	
	1-RTI	direct	resolved informally	
	1-RTI	direct	formal decision – refused access on the grounds of personal information	
	1-RTI	direct	resolved informally – additional information released	
Crime and Corruption Commission	2-RTI	preceding internal review	withdrawn	
	1-RTI	direct	resolved informally	
Legal Services Commission	1-RTI	direct	settled outcome – OIC worked with applicant to narrow scope of application	
	1-RTI	direct	upheld on review	
Office of the Queensland Ombudsman	2-RTI	direct	upheld on review	
	1-RTI	direct	settled outcome	
	1-RTI	direct	under consideration by the OIC	
Queensland Law Society	1-RTI	direct	upheld on review	
	1-RTI	direct	set aside decision and made another in substitution	
Total RTI	19			
Department of Justice and Attorney-General	3-IP	direct	not accepted by the OIC	
	2-IP	direct	withdrawn	
	5-IP	direct	resolved informally – outside jurisdiction	
	1-IP	direct	resolved informally – refused access	sch3(7)
	2-IP	direct	OIC could not contact the applicant – unable to progress the external review	
	1-IP	preceding internal review	resolved informally – refused access – additional information provided	
	1-IP	preceding internal review	resolved informally – no additional information released	
	1-IP	preceding internal review	withdrawn	
	1-IP	direct	OIC decided not to further deal with external review	s.107(1)(d)
	1-IP	direct	under consideration by the OIC	
Total IP	18			
Office of the Queensland Ombudsman	1-IP Amendment	direct	upheld on review	
Total IP Amendment	1			
TOTAL	38			

Table 9. Amount of fees and charges received under the RTI Act - section 8(j) RTI Regulation

PORTFOLIO/AGENCY	Application fees received	Processing charges received	Access charges received	Total received
			— \$ —	
Department of Justice and Attorney-General	8,158.20	17,513.08	0.00	25,671.28

PORTFOLIO/AGENCY	Application fees received	Processing charges received	Access charges received	Total received
			— \$ —	
Attorney-General and Minister for Justice, Minister for Women and Minister for the Prevention of Domestic and Family Violence ²⁵	258.50	0.00	0.00	258.50
Crime and Corruption Commission	411.80	0.00	0.00	411.80
Electoral Commission of Queensland	51.70	573.33	0.00	625.03
Legal Services Commission	154.20	0.00	0.00	154.20
Office of the Public Guardian	205.90	2,634.80	0.00	2,840.70
Office of the Public Trustee	411.80	576.00	0.00	987.80
Office of the Queensland Ombudsman	307.50	0.00	0.00	307.50
Queensland Law Society	205.00	0.00	0.00	205.00
TOTAL	10,164.60	21,297.21	0.00	31,461.81

Table 10. Amount of charges received under the IP Act - section 6(j) IP Regulation

There were no charges received under the IP Act.

²⁵ for the period 12 November 2020 to 30 June 2021

APPENDIX 17 – Local Government, Racing and Multicultural Affairs

Note:

- On 12 November 2020, the Department of Local Government, Racing and Multicultural Affairs (DLGRMA) was renamed the Department of State Development, Infrastructure, Local Government and Planning (Appendix 25).
- Statistics for the Local Government function for the period 1 July 2020 to 11 November 2020 are included in the tables below.
- Statistics for the Local Government function for the period 12 November 2020 to 30 June 2021 are included in Appendix 25.
- On 12 November 2020, the Racing function of the former DLGRMA was transferred to the Department of Education (Appendix 9).
- Statistics for the Racing function for the period 1 July 2020 to 11 November 2020 are included in the tables below.
- Statistics for the Racing function for the period 12 November 2020 to 30 June 2021 are included in Appendix 9.
- On 12 November 2020, the Multicultural Affairs function of the former DLGRMA was transferred to the Department of Children, Youth Justice and Multicultural Affairs (Appendix 5).
- Statistics for the Multicultural Affairs function for the period 1 July 2020 to 11 November 2020 are included in the tables below.
- Statistics for the Multicultural Affairs function for the period 12 November 2020 to 30 June 2021 are included in Appendix 5.

Table 1. Number of access applications - section 8(a) RTI Regulation and section 6(a) IP Regulation (including IP amendment applications)

PORTFOLIO/AGENCY	Application type	Received	Transferred	Withdrawn	Finalised 30 June 2021
			— no. —		
Minister for Local Government, Minister for Racing and Minister for Multicultural Affairs	Access-IP	2	0	1	1
Total IP Applications		2	0	1	1
TOTAL APPLICATIONS		2	0	1	1

Table 2. Number of refusals to deal - section 8(b) RTI Regulation and section 6(b) IP Regulation

There were no refusals to deal.

Table 3. Number of refusals of access - section 8(c) RTI Regulation and section 6(c) IP Regulation

PORTFOLIO/AGENCY	Application type RTI / IP	Pages considered	Provisions invoked to refuse access	
			Invoked	no. of times i.e. pages
Minister for Local Government, Minister for Racing and Minister for Multicultural Affairs	IP	231	sch3(2)(1)(a)	44
			sch3(2)(1)(b)	1
			sch3(7)	10
			s.49-sch4	18
Total IP		231		73
TOTAL		231		73

Table 4. Number of pages included in a disclosure log - section 8(d) RTI Regulation

There were 'zero' pages included in the disclosure log.

Table 5. Number of deemed decisions, and decisions taken to have been made on internal review - section 8(e) RTI Regulation or section 6(d) IP Regulation

There were no deemed decisions, and decisions taken to have been made on internal review.

Table 6. Number of refusals of amendment - section 6(e) IP

There were no refusals to amend documents.

Table 7. Number of internal review applications - section 8(f) RTI Regulation or section 6(f) IP Regulation

There were no internal review applications.

Table 8. Number of external review applications - section 8(g) RTI Regulation or section 6(g) IP Regulation

There were no external review applications.

Table 9. Amount of fees and charges received under the RTI Act - section 8(j) RTI Regulation

There were no fees and charges received under the RTI Act.

Table 10. Amount of charges received under the IP Act - section 6(j) IP Regulation

There were no charges received under the IP Act.

APPENDIX 18 – Natural Resources, Mines and Energy

Note:

- On 12 November 2020, the Department of Natural Resources, Mines and Energy (DNRME) was renamed the Department of Resources (Appendix 23).
- Statistics for the Natural Resources and Mining functions for the period 1 July 2020 to 11 November 2020 are included in the tables below.
- Statistics for the Resources (except Water) and Mining functions for the period 12 November 2020 to 30 June 2021 are included in Appendix 23.
- On 12 November 2020, the Water function of the former DNRME was transferred to the Department of Regional Development, Manufacturing and Water (Appendix 22).
- Statistics for the Water function for the period 1 July 2020 to 11 November 2020 are included in the tables below.
- Statistics for the Water function for the period 12 November 2020 to 30 June 2021 are included in Appendix 22.
- On 12 November 2020, the Energy function of the former DNRME was transferred to the Department of Energy and Public Works (Appendix 11).
- Statistics for the Energy function for the period 1 July 2020 to 11 November 2020 are included in the tables below.
- Statistics for the Energy function for the period 12 November 2020 to 30 June 2021 are included in Appendix 11.

Table 1. Number of access applications - section 8(a) RTI Regulation and section 6(a) IP Regulation (including IP amendment applications)

PORTFOLIO/AGENCY	Application type	Received	Transferred	Withdrawn	Finalised 30 June 2021
— no. —					
Department of Natural Resources, Mines and Energy	Access-RTI	20	0	9	47
Minister for Natural Resources, Mines and Energy	Access-RTI	1	0	1	1
Glamorgan Vale Water Board	Access-RTI	1	0	0	1
Central SEQ Distributor - Retailer Authority (Queensland Urban Utilities)	Access-RTI	6	0	0	6
Northern SEQ Distributor – Retailer Authority (Unitywater)	Access-RTI	5	0	2	3
Total RTI Applications		33	0	12	58
Department of Natural Resources, Mines and Energy	Access-IP	4	0	2	2
Central SEQ Distributor - Retailer Authority (Queensland Urban Utilities)	Access-IP	5	0	1	4
Northern SEQ Distributor – Retailer Authority (Unitywater)	Access-IP	1	0	0	1
Valuers Registration Board of Queensland	Access-IP	1	0	0	1
Total IP Applications		11	0	3	8
TOTAL APPLICATIONS		44	0	15	66

Table 2. Number of refusals to deal - section 8(b) RTI Regulation and section 6(b) IP Regulation

PORTFOLIO/AGENCY	Provision invoked	No. of times i.e. applications
Department of Natural Resources, Mines and Energy	s.41 RTI	1
Total RTI		1
TOTAL		1

Table 3. Number of refusals of access - section 8(c) RTI Regulation and section 6(c) IP Regulation

PORTFOLIO/AGENCY	Application type RTI / IP	Pages considered	Provisions invoked to refuse access	
			invoked	no. of times i.e. pages
Department of Natural Resources, Mines and Energy	RTI	10,950	sch3(7)	618
			sch3(8)(1)	541
			sch3(10)(3)	256
			s.49-sch4	2,482
			52(1)(a)	4
			52(1)(b)	1
			53(a)	1
Glamorgan Vale Water Board	RTI	27	s.49-sch4	26
Central SEQ Distributor – Retailer Authority (Queensland Urban Utilities)	RTI	326	s.49-sch4	189
Northern SEQ Distributor – Retailer Authority (Unitywater)	RTI	30	full release	
Total RTI		11,333		4,118
Central SEQ Distributor – Retailer Authority (Queensland Urban Utilities)	IP	155	s.49-sch4	79
Valuers Registration Board	IP	265	sch3(7)	84
Total IP		420		163
TOTAL		11,753		4,281

Table 4. Number of pages included in a disclosure log - section 8(d) RTI Regulation

PORTFOLIO/AGENCY	Total pages published to disclosure log
Department of Natural Resources, Mines and Energy	1,593
Minister for Natural Resources, Mines and Energy	158
TOTAL	1,751

Table 5. Number of deemed decisions, and decisions taken to have been made on internal review - section 8(e) RTI Regulation or section 6(d) IP Regulation

PORTFOLIO/AGENCY	Provision invoked	No. of times
Department of Natural Resources, Mines and Energy	s.46 RTI	1
	s.83(2) RTI	1
Northern SEQ Distributor – Retailer Authority (Unitywater)	s.83(2) RTI	1
Total RTI		3
TOTAL		3

Table 6. Number of refusals of amendment - section 6(e) IP Regulation

PORTFOLIO/AGENCY	Provision invoked	No. of times
Northern SEQ Distributor – Retailer Authority (Unitywater)	s.72(1)(a)(i)	1
TOTAL		1

Table 7. Number of internal review applications - section 8(f) RTI Regulation or section 6(f) IP Regulation

PORTFOLIO/AGENCY	No. of internal reviews received	Internal review decision (i.e. upheld on review or varied on review)	If decision varied, how?	Exemption
Department of Natural Resources, Mines and Energy	1-RTI	upheld on review		
Northern SEQ Distributor – Retailer Authority (Unitywater)	1-RTI	upheld on review		
Total RTI	2			
TOTAL	2			

Table 8. Number of external review applications - section 8(g) RTI Regulation or section 6(g) IP Regulation

PORTFOLIO/AGENCY	No. of external reviews	Type of review	Decision	Act provision
Glamorgan Vale Water Board	1-RTI	direct	upheld on review	
Northern SEQ Distributor – Retailer Authority (Unitywater)	1-RTI	direct	under consideration by the OIC	
Total RTI	2			
TOTAL	2			

Table 9. Amount of fees and charges received under the RTI Act - section 8(j) RTI Regulation

PORTFOLIO/AGENCY	Application fees received	Processing charges received	Access charges received	Total received
			— \$ —	
Department of Natural Resources, Mines and Energy	922.50	5,478.42	0.00	6,400.92
Minister for Natural Resources, Mines and Energy	51.70	0.00	0.00	51.70
Glamorgan Vale Water Board	51.70	0.00	0.00	51.70
Central SEQ Distributor – Retailer Authority (Queensland Urban Utilities)	306.60	0.00	0.00	306.60
Northern SEQ Distributor – Retailer Authority (Unitywater)	204.10	0.00	0.00	204.10
TOTAL	1,536.60	5,478.42	0.00	7,015.02

Table 10. Amount of charges received under the IP Act - section 6(j) IP Regulation

There were no charges received under the IP Act.

APPENDIX 19 – Queensland Police Service

Table 1. Number of access applications - section 8(a) RTI Regulation and section 6(a) IP Regulation (including IP amendment applications)

PORTFOLIO/AGENCY	Application type	Received	Transferred	Withdrawn	Finalised 30 June 2021
			— no. —		
Queensland Police Service	Access-RTI	1,450	0	177	1,389
Total RTI Applications		1,450	0	177	1,389
Queensland Police Service	Access-IP	1,717	0	158	2,170
Minister for Police		1	0	0	1
Total IP Applications		1,718	0	158	2,171
Queensland Police Service	Amendment-IP	7	0	0	7
Total IP Amendment Applications		7	0	0	7
TOTAL APPLICATIONS		3,175	0	335	3,567

Table 2. Number of refusals to deal - section 8(b) RTI Regulation and section 6(b) IP Regulation

PORTFOLIO/AGENCY	Provision invoked	No. of times i.e. applications
Queensland Police Service	s.40 RTI	190
	s.41 RTI	7
	s.43 RTI	5
Total RTI		202
Queensland Police Service	s.59 IP	73
	s.60 IP – Access	4
	s.62 IP	17
Total IP		94
TOTAL		296

Table 3. Number of refusals of access - section 8(c) RTI Regulation and section 6(c) IP Regulation

PORTFOLIO/AGENCY	Application type RTI / IP	Pages considered	Provisions invoked to refuse access	
			invoked	no. of times i.e. pages
Queensland Police Service	RTI	32,437	sch3(2)(1)(a)	197
			sch3(6)(a)	5
			sch3(7)	16
			sch3(10)(1)(a)	60
			sch3(10)(1)(c)	37
			sch3(10)(1)(d)	2
			sch3(10)(1)(e)	63
			sch3(10)(1)(f)	269
			sch3(10)(1)(g)	1
			sch3(10)(1)(i)	6
			sch3(10)(3)	3

PORTFOLIO/AGENCY	Application type RTI / IP	Pages considered	Provisions invoked to refuse access	
			invoked	no. of times i.e. pages
Queensland Police Service (cont'd)	RTI		sch3(10)(4)	47
			sch3(12)(1)	456
			s.49-sch4	21,965
			s.52(1)(a)	48
			s.52(1)(b)	8
			s.53(a)	645
			s.53(b)	1
			s.53(d)	19
Total RTI		32,437		23,848
Queensland Police Service	IP	38,048	sch3(7)	37
			sch3(10)(1)(a)	70
			sch3(10)(1)(b)	1
			sch3(10)(1)(d)	1
			sch3(10)(1)(e)	44
			sch3(10)(1)(f)	9,563
			sch3(10)(1)(g)	1
			sch3(10)(1)(h)	30
			sch3(10)(3)	1
			sch3(10)(4)	577
			sch3(10)(5)(a)	4
			sch3(10)(5)(c)	3
			sch3(12)(1)	220
			s.49-sch4	17,026
			s.50(2)	292
			s.52(1)(a)	112
			s.52(1)(b)	22
			s.53(a)	515
s.53(d)	10			
Minister for Police	IP	0	s.52(1)(a)	1
Total IP		38,048		28,530
TOTAL		70,485		52,378

Table 4. Number of pages included in a disclosure log - section 8(d) RTI Regulation

PORTFOLIO/AGENCY	Total pages published to disclosure log
Queensland Police Service	27
TOTAL	27

Table 5. Number of deemed decisions, and decisions taken to have been made on internal review - section 8(e) RTI Regulation or section 6(d) IP Regulation

PORTFOLIO/AGENCY	Provision invoked	No. of times
Queensland Police Service	s.46 RTI	116
	s.83(2) RTI	6
Total RTI		122

PORTFOLIO/AGENCY	Provision invoked	No. of times
Queensland Police Service	s.66 IP	124
	s.97(2) IP	5
Total IP		129
TOTAL		251

Table 6. Number of refusals of amendment – section 6(e) IP Regulation

PORTFOLIO/AGENCY	Provision invoked	No. of times
Queensland Police Service	s.72(1)(a)(i)	2
TOTAL		2

Table 7. Number of internal review applications - section 8(f) RTI Regulation or section 6(f) IP Regulation

PORTFOLIO/AGENCY	No. of internal reviews received	Internal review decision (i.e. upheld on review or varied on review)	If decision varied, how?	Exemption	
Queensland Police Service ²⁶	2-RTI	upheld on review		sch3(10)(1)(a)	
	1-RTI	upheld on review		sch3(10)(1)(e)	
				sch3(12)(1)	
	1-RTI	upheld on review		sch4(4)(6)(1)	
	6-RTI	upheld on review		sch4(4)(6)(1)	
	1-RTI	upheld on review		s.33(6)	
	2-RTI	upheld on review		s.33(6)	
	1-RTI	upheld on review		s.41(1)(a)	
	2-RTI	upheld on review		s.55	
			original decision did not address request for a particular document found to be unlocatable/non-existent		s.52(1)
	2-RTI	varied on review			sch4(4)(6)(1)
	1-RTI	varied on review	additional information provided upon review		sch3(10)(1)(f)
	3-RTI	varied on review	additional information provided upon review		sch4(4)(6)(1)
			decision amended from refuse to deal pursuant to sch3(10)(1)(e) to alternative access available		s.53
		review specifically sought for name and contact details of juvenile party to be provided (previously redacted)		sch3(12)(1)	
	5-RTI	withdrawn			
Total RTI	29				
Queensland Police Service	3-IP	upheld on review		sch4(4)(6)(1)	
	3-IP	upheld on review		s.52(1)(a)	
	3-IP	upheld on review		s.53(6)	
	1-IP	upheld on review		s.69	

²⁶ In Table 7, the following exemptions - s.55, s.52(1), s.53 and s.69 - have not been broken down into subsections but reflect the information as recorded in the Queensland Police Service database.

PORTFOLIO/AGENCY	No. of internal reviews received	Internal review decision (i.e. upheld on review or varied on review)	If decision varied, how?	Exemption
Queensland Police Service (cont'd)	1-IP	upheld on review	review based on sufficiency of search – no additional documents located upon review – documents released in full	
	1-IP	varied on review	additional documents located on review and released	sch4(4)(6)(1)
	1-IP	varied on review	additional documents located on review and released in full	
	2-IP	varied on review	additional documents released upon review	sch4(4)(6)(1)
	1-IP	varied on review	access was refused pursuant to sch3(10)(1)(a) and upon internal review documents were released in part	sch4(4)(6)(1)
	1-IP	varied on review	additional document located and refused upon review	sch4(4)(6)(1) sch3(10)(1)(f)
	1-IP	varied on review	application became valid upon internal review; decision made to release one document	sch4(4)(6)(1)
	1-IP	varied on review	applicant using internal review process to request for a document to be created (i.e. affidavit from QPS officer)	s.83(1)
	1-IP	varied on review	additional information provided upon review – full release subject to irrelevant information	s.88(2)
	7-IP	withdrawn		
Total IP	27			
TOTAL	56			

Table 8. Number of external review applications - section 8(g) RTI Regulation or section 6(g) IP Regulation

PORTFOLIO/AGENCY	No. of external reviews	Type of review	Decision	Act provision
Queensland Police Service	27-RTI	direct	withdrawn – resolved informally	
	14-RTI	direct	under consideration by the OIC	
	1-RTI	direct	withdrawn – referred back to QPS to make considered decision	
	3-RTI	direct	OIC granted the agency extra time	
	8-RTI	direct	withdrawn	
	1-RTI	direct	referred back to QPS for processing	
	1-RTI	direct	decision varied – additional information released	
	1-RTI	direct	OIC varied decision and refused access pursuant to s.52(1)(b)	
	10-RTI	preceding internal review	withdrawn – resolved informally	
	3-RTI	preceding internal review	under consideration by the OIC	
	2-RTI	preceding internal review	OIC granted the agency extra time	
	1-RTI	preceding internal review	withdrawn	
	Total RTI	72		

PORTFOLIO/AGENCY	No. of external reviews	Type of review	Decision	Act provision
Queensland Police Service	53-IP	direct	withdrawn – resolved informally	
	30-IP	direct	under consideration by the OIC	
	8-IP	direct	OIC granted the agency extra time	
	7-IP	direct	withdrawn	
	2-IP	direct	upheld on review	
	8-IP	preceding internal review	withdrawn – resolved informally	
	2-IP	preceding internal review	under consideration by the OIC	
	1-IP	preceding internal review	upheld on review	
Total IP	111			
Queensland Police Service	1-IP Amendment	direct	under consideration by the OIC	
Total IP Amendment	1			
TOTAL	184			

Table 9. Amount of fees and charges received under the RTI Act - section 8(j) RTI Regulation

PORTFOLIO/AGENCY	Application fees received	Processing charges received	Access charges received	Total received
Queensland Police Service	76,270.30	6,636.60	352.00	83,258.90
TOTAL	76,270.30	6,636.60	352.00	83,258.90

Table 10. Amount of charges received under the IP Act - section 6(j) IP Regulation

There were no charges received under the IP Act.

APPENDIX 20 – Public Safety Business Agency

Table 1. Number of access applications - section 8(a) RTI Regulation and section 6(a) IP Regulation (including IP amendment applications)

PORTFOLIO/AGENCY	Application type	Received	Transferred	Withdrawn	Finalised 30 June 2021
			— no. —		
Public Safety Business Agency ²⁷	Access-RTI	2	0	0	2
Total RTI applications		2	0	0	2
Public Safety Business Agency	Access-IP	6	0	0	5
Total IP applications		6	0	0	5
TOTAL APPLICATIONS		8	0	0	7

Table 2. Number of refusals to deal - section 8(b) RTI Regulation and section 6(b) IP Regulation

There were no refusals to deal.

Table 3. Number of refusals of access - section 8(c) RTI Regulation and section 6(c) IP Regulation

PORTFOLIO/AGENCY	Application type RTI / IP	Pages considered	Provisions invoked to refuse access	
			(Where s.47(3)(e)-s.52: Document non-existent or unlocatable provision has been invoked, the number in the right hand side column represents the number of applications, not pages.)	no. of times i.e. pages
Public Safety Business Agency	RTI	163	invoked	66
Total RTI		163	sch4(4)(6)(1)	66
Public Safety Business Agency	IP	653	sch3(7)	26
Total IP		653	sch4(4)(6)(1)	271
TOTAL		816		363

Table 4. Number of pages included in a disclosure log - section 8(d) RTI Regulation

There were 'zero' pages included in the disclosure log.

Table 5. Number of deemed decisions, and decisions taken to have been made on internal review - section 8(e) RTI Regulation or section 6(d) IP Regulation

There were no deemed decisions, and decisions taken to have been made on internal review.

Table 6. Number of refusals of amendment - section 6(e) IP Regulation

There were no refusals to amend documents.

²⁷ Queensland Fire and Emergency Services processed RTI and IP applications on behalf of the Public Safety Business Agency under an Instrument of Delegation.

Table 7. Number of internal review applications - section 8(f) RTI Regulation or section 6(f) IP Regulation

PORTFOLIO/AGENCY	No. of internal reviews received	Internal review decision (i.e. upheld on review or varied on review)	If decision varied, how?	Exemption
Public Safety Business Agency	1-RTI	upheld on review		sch4(4)(6)(1)
	1-RTI	varied on review		sch4(4)(6)(1)
Total RTI	2			
Public Safety Business Agency	1-IP	varied on review		sch4(4)(6)(1)
Total IP	1			
TOTAL	3			

Table 8. Number of external review applications - section 8(g) RTI Regulation or section 6(g) IP Regulation

PORTFOLIO/AGENCY	No. of external reviews	Type of review	Decision	Act provision
Public Safety Business Agency	1-RTI	direct	settled outcome – additional information released	
Total RTI	1			
TOTAL	1			

Table 9. Amount of fees and charges received under the RTI Act - section 8(j) RTI Regulation

PORTFOLIO/AGENCY	Application fees received	Processing charges received	Access charges received	Total received
		— \$ —		
Public Safety Business Agency	103.40	0.00	0.00	103.40
TOTAL	103.40	0.00	0.00	103.40

Table 10. Amount of charges received under the IP Act - section 6(j) IP Regulation

There were no charges received under the IP Act.

APPENDIX 21 – Regional Development and Manufacturing

Note:

- On 12 November 2020, the Department of Regional Development and Manufacturing was renamed the Department of Regional Development, Manufacturing and Water (Appendix 22).
- Statistics for the Regional Development and Manufacturing functions for the period 1 July 2020 to 11 November 2020 are included in the tables below.
- Statistics for the Regional Development and Manufacturing functions for the period 12 November 2020 to 30 June 2021 are included in Appendix 22.

Table 1. Number of access applications - section 8(a) RTI Regulation and section 6(a) IP Regulation (including IP amendment applications)

PORTFOLIO/AGENCY	Application type	Received	Transferred	Withdrawn	Finalised 30 June 2021
		— no. —			
Department of Regional Development and Manufacturing	Access-RTI	0	0	1	0
Total RTI Applications		0	0	1	0
TOTAL APPLICATIONS		0	0	1	0

Table 2. Number of refusals to deal - section 8(b) RTI Regulation and section 6(b) IP Regulation

There were no refusals to deal.

Table 3. Number of refusals of access - section 8(c) RTI Regulation and section 6(c) IP Regulation

There were no refusals of access.

Table 4. Number of pages included in a disclosure log - section 8(d) RTI Regulation

There were 'zero' pages included in the disclosure log.

Table 5. Number of deemed decisions, and decisions taken to have been made on internal review - section 8(e) RTI Regulation or section 6(d) IP Regulation

There were no deemed decisions, and decisions taken to have been made on internal review.

Table 6. Number of refusals of amendment - section 6(e) IP Regulation

There were no refusals to amend documents.

Table 7. Number of internal review applications - section 8(f) RTI Regulation or section 6(f) IP Regulation

There were no internal review applications.

Table 8. Number of external review applications - section 8(g) RTI Regulation or section 6(g) IP Regulation

There were no external review applications.

Table 9. Amount of fees and charges received under the RTI Act - section 8(j) RTI Regulation

There were no fees and charges received under the RTI Act.

Table 10. Amount of charges received under the IP Act - section 6(j) IP Regulation

There were no charges received under the IP Act.

APPENDIX 22 – Regional Development, Manufacturing and Water

Note:

- On 12 November 2020, the Department of Regional Development and Manufacturing (Appendix 21) was renamed the Department of Regional Development, Manufacturing and Water (DRDMW).
- Statistics for the Regional Development and Manufacturing functions for the period 1 July 2020 to 11 November 2020 are included in Appendix 21.
- Statistics for the Regional Development and Manufacturing functions for the period 12 November 2020 to 30 June 2021 are included in the tables below.
- On 12 November 2020, the Water function of the former Department of Natural Resources, Mines and Energy (Appendix 18) was transferred to DRDMW.
- Statistics for the Water function for the period 1 July 2020 to 11 November 2020 are included in Appendix 18.
- Statistics for the Water function for the period 12 November 2020 to 30 June 2021 are included in the tables below.

Table 1. Number of access applications - section 8(a) RTI Regulation and section 6(a) IP Regulation (including IP amendment applications)

PORTFOLIO/AGENCY	Application type	Received	Transferred	Withdrawn	Finalised 30 June 2021
		— no. —			
Department of Regional Development, Manufacturing and Water	Access-RTI	11	0	1	8
Minister for Regional Development and Manufacturing and Minister for Water ²⁸	Access-RTI	2	0	0	1
Central SEQ Distributor – Retailer Authority (Queensland Urban Utilities)	Access-RTI	5	0	0	5
Total RTI Applications		18	0	1	14
Department of Regional Development, Manufacturing and Water	Access-IP	1	0	0	0
Total IP Applications		1	0	0	0
TOTAL APPLICATIONS		19	0	1	14

Table 2. Number of refusals to deal - section 8(b) RTI Regulation and section 6(b) IP Regulation

PORTFOLIO/AGENCY	Provision invoked	No. of times i.e. applications
Department of Regional Development, Manufacturing and Water	s.41 RTI	2
Total RTI		2
TOTAL		2

²⁸ The Energy and Water Ombudsman Queensland and Energy and Water Ombudsman Queensland Advisory Council are jointly administered by the Minister for Energy, Renewables and Hydrogen and Minister for Public Works and Procurement, and the Minister for Regional Development and Manufacturing and Minister for Water. Therefore, for ease of reference, statistics for the 2020-21 reporting period have been included in the figures for the Minister for Regional Development and Manufacturing and Minister for Water.

Table 3. Number of refusals of access - section 8(c) RTI Regulation and section 6(c) IP Regulation

PORTFOLIO/AGENCY	Application type RTI / IP	Pages considered	Provisions invoked to refuse access	
			invoked	no. of times i.e. pages
Department of Regional Development, Manufacturing and Water	RTI	3,187	sch3(7)	26
			sch3(10)(1)(e)	76
			s.49-sch4	649
Minister for Regional Development and Manufacturing and Minister for Water	RTI	11	sch3(6)(c)(i)	11
Central SEQ Distributor – Retailer Authority (Queensland Urban Utilities)	RTI	997	s.49-sch4	238
Total RTI		4,195		1,000
TOTAL		4,195		1,000

Table 4. Number of pages included in a disclosure log - section 8(d) RTI Regulation

PORTFOLIO/AGENCY	Total pages published to disclosure log
Department of Regional Development, Manufacturing and Water	446
TOTAL	446

Table 5. Number of deemed decisions, and decisions taken to have been made on internal review - section 8(e) RTI Regulation or section 6(d) IP Regulation

There were no deemed decisions, and decisions taken to have been made on internal review.

Table 6. Number of refusals of amendment - section 6(e) IP Regulation

There were no refusals to amend documents.

Table 7. Number of internal review applications - section 8(f) RTI Regulation or section 6(f) IP Regulation

PORTFOLIO/AGENCY	No. of internal reviews received	Internal review decision (i.e. upheld on review or varied on review)	If decision varied, how?	Exemption
Department of Regional Development, Manufacturing and Water	1-RTI	upheld on review		
Total RTI	1			
TOTAL	1			

Table 8. Number of external review applications - section 8(g) RTI Regulation or section 6(g) IP Regulation

PORTFOLIO/AGENCY	No. of external reviews	Type of review	Decision	Act provision
Department of Regional Development, Manufacturing and Water	1-RTI	direct	under consideration by the OIC	
	1-RTI	direct	withdrawn	
	1-RTI	direct	withdrawn – resolved informally	
Minister for Regional Development and Manufacturing and Minister for Water	1-RTI	direct	settled outcome	
Total RTI	4			
TOTAL	4			

Table 9. Amount of fees and charges received under the RTI Act - section 8(j) RTI Regulation

PORTFOLIO/AGENCY	Application fees received	Processing charges received	Access charges received	Total received
		— \$ —		
Department of Regional Development, Manufacturing and Water	516.10	4,968.00	0.00	5,484.10
Minister for Regional Development and Manufacturing and Minister for Water	103.40	0.00	0.00	103.40
Central SEQ Distributor – Retailer Authority (Queensland Urban Utilities)	258.50	0.00	0.00	258.50
TOTAL	878.00	4,968.00	0.00	5,846.00

Table 10. Amount of charges received under the IP Act - section 6(j) IP Regulation

There were no charges received under the IP Act.

APPENDIX 23 – Resources

Note:

- On 12 November 2020, the Department of Natural Resources, Mines and Energy (DNRME) (Appendix 18) was renamed the Department of Resources.
- Statistics for the Natural Resources and Mining functions for the period 1 July 2020 to 11 November 2020 are included in Appendix 18.
- Statistics for the Resources (except Water) and Mining functions for the period 12 November 2020 to 30 June 2021 are included in the tables below.
- On 12 November 2020, the Water function of the former DNRME was transferred to the Department of Regional Development, Manufacturing and Water (Appendix 22).
- Statistics for the Water function for the period 1 July 2020 to 11 November 2020 are included in Appendix 18.
- Statistics for the Water function for the period 12 November 2020 to 30 June 2021 are included in Appendix 22.
- During the period 1 July 2020 to 11 November 2020 Resources Safety and Health Queensland (RSHQ) reported to the Minister for Natural Resources, Mines and Energy.
- From 12 November 2020, RSHQ reported to the Minister for Resources.
- For ease of reference the statistics for RSHQ for the 2020-21 reporting period are detailed in the tables below.

Table 1. Number of access applications - section 8(a) RTI Regulation and section 6(a) IP Regulation (including IP amendment applications)

PORTFOLIO/AGENCY	Application type	Received	Transferred	Withdrawn	Finalised 30 June 2021
		— no. —			
Department of Resources	Access-RTI	58	1	3	37
Minister for Resources	Access-RTI	1	0	0	1
Resources Safety and Health Queensland	Access-RTI	58	0	4	39
Total RTI Applications		117	1	7	77
Department of Resources	Access-IP	7	0	3	4
Resources Safety and Health Queensland	Access-IP	3	0	0	2
Total IP Applications		10	0	3	6
TOTAL APPLICATIONS		127	1	10	83

Table 2. Number of refusals to deal - section 8(b) RTI Regulation and section 6(b) IP Regulation

PORTFOLIO/AGENCY	Provision invoked	No. of times i.e. applications
Department of Resources	s.41 RTI	2
Total RTI		2
TOTAL		2

Table 3. Number of refusals of access - section 8(c) RTI Regulation and section 6(c) IP Regulation

PORTFOLIO/AGENCY	Application type RTI / IP	Pages considered	Provisions invoked to refuse access	
			invoked	no. of times i.e. pages
Department of Resources	RTI	6,565	sch3(7)	1,196

(Where s.47(3)(e)-s.52: Document non-existent or unlocatable provision has been invoked, the number in the right hand side column represents the number of applications, not pages.)

PORTFOLIO/AGENCY	Application type RTI / IP	Pages considered	Provisions invoked to refuse access	
			invoked	no. of times i.e. pages
Department of Resources <i>(cont'd)</i>	RTI		sch3(8)(1)	99
			s.49-sch4	1,548
			s.52(1)(a)	3
			s.52(1)(b)	1
			s.53(d)	129
Minister for Resources	RTI	3	s.49-sch4	3
Resources Safety and Health Queensland	RTI	3,522	sch3(2)(1)(b)	3
			sch3(6)(c)(i)	5
			sch3(7)	429
			sch3(10)(3)	215
			s.49-sch4	687
			s.52(1)(a)	8
			s.52(1)(b)	1
Total RTI		10,090		4,327
Department of Resources	IP	563	sch3(10)(4)	39
			s.49-sch4	137
			s.52(1)(a)	1
Resources Safety and Health Queensland	IP	2	s.49-sch4	1
			s.52(1)(a)	1
Total IP		565		179
TOTAL		10,655		4,506

Table 4. Number of pages included in a disclosure log - section 8(d) RTI Regulation

There were 'zero' pages included in the disclosure log.

Table 5. Number of deemed decisions, and decisions taken to have been made on internal review - section 8(e) RTI Regulation or section 6(d) IP Regulation

PORTFOLIO/AGENCY	Provision invoked	No. of times
Department of Resources	s.46 RTI	1
Total RTI		1
TOTAL		1

Table 6. Number of refusals of amendment - section 6(e) IP Regulation

There were no refusals to amend documents.

Table 7. Number of internal review applications - section 8(f) RTI Regulation or section 6(f) IP Regulation

PORTFOLIO/AGENCY	No. of internal reviews received	Internal review decision (i.e. upheld on review or varied on review)	If decision varied, how?	Exemption
Department of Resources	1-RTI	under consideration		
	1-RTI	varied on review	additional information refused	s.49-sch4
	2-RTI	upheld on review		
Resources Safety and Health Queensland	2-RTI	upheld on review		
Total RTI	6			
TOTAL	6			

Table 8. Number of external review applications - section 8(g) RTI Regulation or section 6(g) IP Regulation

PORTFOLIO/AGENCY	No. of external reviews	Type of review	Decision	Act provision
Department of Resources	3-RTI	preceding internal review	under consideration by the OIC	
	1-RTI	direct	upheld on review	
	2-RTI	direct	withdrawn	
	1-RTI	direct	resolved informally	
Total RTI	7			
TOTAL	7			

Table 9. Amount of fees and charges received under the RTI Act - section 8(j) RTI Regulation

PORTFOLIO/AGENCY	Application fees received	Processing charges received	Access charges received	Total received
			— \$ —	
Department of Resources	2,842.60	3,492.15	0.00	6,334.75
Minister for Resources	51.70	0.00	0.00	51.70
Resources Safety and Health Queensland	2,887.10	2,389.88	0.00	5,276.98
TOTAL	5,781.40	5,882.03	0.00	11,663.43

Table 10. Amount of charges received under the IP Act - section 6(j) IP Regulation

There were no charges received under the IP Act.

APPENDIX 24 – Seniors, Disability Services and Aboriginal and Torres Strait Islander Partnerships

Note:

- On 12 November 2020, the Department of Communities, Disability Services and Seniors (DCDSS) (Appendix 6) was renamed the Department of Seniors, Disability Services and Aboriginal and Torres Strait Islander Partnerships (DSDSATSIP).
- Statistics for the Disability and Seniors Services functions for the period 1 July 2020 to 11 November 2020 are included in Appendix 6.
- Statistics for the Disability and Seniors Services functions for the period 12 November 2020 to 30 June 2021 are included in the tables below.
- On 12 November 2020, the Department of Aboriginal and Torres Strait Islander Partnerships (DATSIP) (Appendix 2) was abolished and its functions transferred to DSDSATSIP.
- Statistics for DATSIP for the period 1 July 2020 to 11 November 2020 are included in Appendix 2.
- Statistics for the Aboriginal and Torres Strait Islander Partnerships function for the period 12 November 2020 to 30 June 2021 are detailed in the tables below.
- On 17 November 2020, the Community Services function of the former DCDSS was transferred to the Department of Communities, Housing and Digital Economy (Appendix 7).
- Statistics for the Community Services function for the period 1 July 2020 to 11 November 2020 are detailed in Appendix 6.
- Statistics for the Community Services function for the period 12 November 2020 to 30 June 2021 are detailed in Appendix 7.

Table 1. Number of access applications - section 8(a) RTI Regulation and section 6(a) IP Regulation (including IP amendment applications)

PORTFOLIO/AGENCY	Application type	Received	Transferred	Withdrawn	Finalised 30 June 2021
			— no. —		
Department of Seniors, Disability Services and Aboriginal and Torres Strait Islander Partnerships	Access-RTI	8	0	0	6
Total RTI Applications		8	0	0	6
Department of Seniors, Disability Services and Aboriginal and Torres Strait Islander Partnerships	Access-IP	86	0	2	90
Total IP Applications		86	0	2	90
TOTAL APPLICATIONS		94	0	2	96

Table 2. Number of refusals to deal - section 8(b) RTI Regulation and section 6(b) IP Regulation

PORTFOLIO/AGENCY	Provision invoked	No. of times i.e. applications
Department of Seniors, Disability Services and Aboriginal and Torres Strait Islander Partnerships	s.62 IP	1
Total IP		1
TOTAL		1

Table 3. Number of refusals of access - section 8(c) RTI Regulation and section 6(c) IP Regulation

PORTFOLIO/AGENCY	Application type RTI / IP	Pages considered	Provisions invoked to refuse access	
			invoked	no. of times i.e. pages
Department of Seniors, Disability Services and Aboriginal and Torres Strait Islander Partnerships	RTI	995	s.49-sch4	182
			sch3(6)(c)(i)	14
			sch3(8)(1)	101
			s.52(1)(a)	1
			Total RTI	995
Department of Seniors, Disability Services and Aboriginal and Torres Strait Islander Partnerships	IP	6,740	s.49-sch4	626
			sch3(7)	122
			sch3(10)(4)	342
			sch3(12)(1)	214
			s.52(1)(a)	18
			s.53(a)	561
Total IP	6,740	1,883		
TOTAL		7,735	2,181	

Table 4. Number of pages included in a disclosure log - section 8(d) RTI Regulation

There were 'zero' pages included in the disclosure log.

Table 5. Number of deemed decisions, and decisions taken to have been made on internal review - section 8(e) RTI Regulation or section 6(d) IP Regulation

There were no deemed decisions, and decisions taken to have been made on internal review.

Table 6. Number of refusals of amendment - section 6(e) IP Regulation

There were no refusals to amend documents.

Table 7. Number of internal review applications - section 8(f) RTI Regulation or section 6(f) IP Regulation

There were no internal review applications.

Table 8. Number of external review applications - section 8(g) RTI Regulation or section 6(g) IP Regulation

There were no external review applications.

Table 9. Amount of fees and charges received under the RTI Act - section 8(j) RTI Regulation

PORTFOLIO/AGENCY	Application fees received	Processing charges received	Access charges received	Total received
		— \$ —		
Department of Seniors, Disability Services and Aboriginal and Torres Strait Islander Partnerships	413.60	0.00	0.00	413.60
TOTAL	413.60	0.00	0.00	413.60

Table 10. Amount of charges received under the IP Act - section 6(j) IP Regulation

There were no charges received under the IP Act.

APPENDIX 25 – State Development, Infrastructure, Local Government and Planning

Note:

- On 12 November 2020, the Department of Local Government, Racing and Multicultural Affairs (DLGRMA) (Appendix 17) was renamed the Department of State Development, Infrastructure, Local Government and Planning (DSDILGP).
- On 12 November 2020, the State Development function of the former Department of State Development, Tourism and Innovation (Appendix 26) was transferred to DSDILGP.
- Statistics for the State Development function for the period 1 July 2020 to 11 November 2020 are detailed in Appendix 26.
- Statistics for the State Development function for the period 12 November 2020 to 30 June 2021 are detailed in the tables below.
- On 12 November 2020, the Infrastructure and Planning functions of Queensland Treasury (Appendix 29) were transferred to DSDILGP.
- Statistics for the Infrastructure and Planning functions for the period 1 July 2020 to 11 November 2020 are detailed in Appendix 29.
- Statistics for the Infrastructure and Planning functions for the period 12 November 2020 to 30 June 2021 are detailed in the tables below.
- On 12 November 2020, the Racing function of the former DLGRMA was transferred to the Department of Education (Appendix 9).
- Statistics for the Racing function for the period 1 July 2020 to 11 November 2020 are detailed in Appendix 17.
- Statistics for the Racing function for the period 12 November 2020 to 30 June 2021 are detailed in Appendix 9.
- On 12 November 2020, the Multicultural Affairs function of the former DLGRMA was transferred to the Department of Children, Youth Justice and Multicultural Affairs (Appendix 5).
- Statistics for the Multicultural Affairs function for the period 1 July 2020 to 11 November 2020 are detailed in Appendix 17.
- Statistics for the Multicultural Affairs function for the period 12 November 2020 to 30 June 2021 are detailed in Appendix 5.

Table 1. Number of access applications - section 8(a) RTI Regulation and section 6(a) IP Regulation (including IP amendment applications)

PORTFOLIO/AGENCY	Application type	Received	Transferred	Withdrawn	Finalised 30 June 2021
			— no. —		
Department of State Development, Infrastructure, Local Government and Planning	Access-RTI	21	0	8	9
Deputy Premier and Minister for State Development, Infrastructure, Local Government and Planning	Access-RTI	2	0	0	2
Office of the Independent Assessor	Access-RTI	0	0	0	1
Queensland Reconstruction Authority	Access-RTI	1	0	1	0
The Coordinator-General	Access-RTI	5	0	4	0
Barcaldine Regional Council	Access-RTI	2	0	0	1
Blackall-Tambo Regional Council	Access-RTI	2	0	0	2
Brisbane City Council	Access-RTI	409	0	40	370
Bulloo Shire Council	Access-RTI	1	0	0	1
Bundaberg Regional Council	Access-RTI	27	0	1	24
Burdekin Shire Council	Access-RTI	2	0	1	1
Cairns Regional Council	Access-RTI	41	1	3	39
Cassowary Coast Regional Council	Access-RTI	25	0	1	24
Central Highlands Regional Council	Access-RTI	18	0	1	17
Charters Towers Regional Council	Access-RTI	5	0	1	4
City of Gold Coast	Access-RTI	109	0	3	106
Cook Shire Council	Access-RTI	3	0	2	1
Douglas Shire Council	Access-RTI	20	0	4	12
Fraser Coast Regional Council	Access-RTI	12	0	1	11
Gladstone Regional Council	Access-RTI	10	0	2	8

PORTFOLIO/AGENCY	Application type	Received	Transferred	Withdrawn	Finalised 30 June 2021
			— no. —		
Goondiwindi Regional Council	Access-RTI	1	0	0	1
Gympie Regional Council	Access-RTI	7	0	0	7
Hinchinbrook Shire Council	Access-RTI	2	0	0	1
Ipswich City Council	Access-RTI	26	0	0	20
Isaac Regional Council	Access-RTI	9	0	0	9
Livingstone Shire Council	Access-RTI	15	0	1	13
Lockyer Valley Regional Council	Access-RTI	5	0	0	6
Logan City Council	Access-RTI	68	0	8	56
Longreach Regional Council	Access-RTI	2	1	0	2
Mackay Regional Council	Access-RTI	11	0	0	10
Maranoa Regional Council	Access-RTI	2	0	0	2
Mareeba Shire Council	Access-RTI	5	0	1	4
Moreton Bay Regional Council	Access-RTI	77	0	10	74
Mount Isa City Council	Access-RTI	2	0	0	2
Noosa Council	Access-RTI	24	0	1	19
North Burnett Regional Council	Access-RTI	2	0	0	2
Paroo Shire Council	Access-RTI	1	0	0	1
Redland City Council	Access-RTI	36	0	0	40
Rockhampton Regional Council	Access-RTI	23	0	4	21
Scenic Rim Regional Council	Access-RTI	8	0	0	8
Somerset Regional Council	Access-RTI	11	0	1	11
South Burnett Regional Council	Access-RTI	4	0	0	4
Southern Downs Regional Council	Access-RTI	7	0	1	5
Sunshine Coast Regional Council	Access-RTI	55	0	12	51
Tablelands Regional Council	Access-RTI	8	0	3	8
Toowoomba Regional Council	Access-RTI	24	0	2	20
Torres Shire Council	Access-RTI	1	0	0	1
Torres Strait Island Regional Council	Access-RTI	1	0	0	1
Townsville City Council	Access-RTI	46	1	9	35
Western Downs Regional Council	Access-RTI	4	0	2	1
Whitsunday Regional Council	Access-RTI	17	0	0	16
Total RTI Applications		1,219	3	128	1,084
Department of State Development, Infrastructure, Local Government and Planning	Access-IP	1	0	1	0
Deputy Premier and Minister for State Development, Infrastructure, Local Government and Planning	Access-IP	1	0	1	0
Office of the Independent Assessor	Access-IP	2	0	0	2
Brisbane City Council	Access-IP	135	0	6	122
Cairns Regional Council	Access-IP	3	0	1	3
Cassowary Coast Regional Council	Access-IP	1	0	0	1
Central Highlands Regional Council	Access-IP	1	0	0	1
City of Gold Coast	Access-IP	64	0	0	60
Douglas Shire Council	Access-IP	2	0	0	2
Fraser Coast Regional Council	Access-IP	19	0	1	19
Gladstone Regional Council	Access-IP	1	0	0	1
Gympie Regional Council	Access-IP	1	0	0	0
Hinchinbrook Shire Council	Access-IP	1	0	0	0
Ipswich City Council	Access-IP	10	0	0	11
Livingstone Shire Council	Access-IP	3	0	0	3
Lockyer Valley Regional Council	Access-IP	4	0	0	5
Logan City Council	Access-IP	8	0	3	6
Mackay Regional Council	Access-IP	2	0	0	2
Mareeba Shire Council	Access-IP	1	0	0	0
Moreton Bay Regional Council	Access-IP	30	0	3	28
Mount Isa City Council	Access-IP	3	0	0	3

PORTFOLIO/AGENCY	Application type	Received	Transferred	Withdrawn	Finalised 30 June 2021
			— no. —		
Noosa Council	Access-IP	3	0	0	3
North Burnett Regional Council	Access-IP	2	0	0	2
Redland City Council	Access-IP	12	0	2	14
Rockhampton Regional Council	Access-IP	5	0	0	5
Scenic Rim Regional Council	Access-IP	5	0	0	5
Somerset Regional Council	Access-IP	2	0	0	2
Southern Downs Regional Council	Access-IP	5	0	0	5
Sunshine Coast Regional Council	Access-IP	9	0	2	7
Tablelands Regional Council	Access-IP	3	0	1	2
Toowoomba Regional Council	Access-IP	7	0	1	6
Townsville City Council	Access-IP	7	1	1	4
Total IP Applications		353	1	23	324
	Amendment-IP				
Logan City Council		1	0	0	1
Total IP Amendment Applications		1	0	0	1
TOTAL APPLICATIONS		1,573	4	151	1,409

Table 2. Number of refusals to deal - section 8(b) RTI Regulation and section 6(b) IP Regulation

PORTFOLIO/AGENCY	Provision invoked	No. of times <i>i.e. applications</i>
Brisbane City Council	s.40 RTI	1
	s.43 RTI	2
Cassowary Coast Regional Council	s.40 RTI	1
City of Gold Coast	s.40 RTI	1
	s.41 RTI	3
Fraser Coast Regional Council	s.41 RTI	1
Lockyer Valley Regional Council	s.41 RTI	1
Logan City Council	s.40 RTI	3
	s.41 RTI	1
	s.43 RTI	1
Noosa Council	s.40 RTI	1
Sunshine Coast Regional Council	s.43 RTI	7
Tablelands Regional Council	s.41 RTI	1
Toowoomba Regional Council	s.41 RTI	2
Townsville City Council	s.40 RTI	2
Total RTI		28
Brisbane City Council	s.60 IP - Access	1
Total IP		1
TOTAL		29

Table 3. Number of refusals of access - section 8(c) RTI Regulation and section 6(c) IP Regulation

PORTFOLIO/AGENCY	Application type RTI / IP	Pages considered	Provisions invoked to refuse access				
			Invoked	no. of times i.e. pages			
Department of State Development, Infrastructure, Local Government and Planning	RTI	3,577	sch3(2)(1)(b)	157			
			sch3(2)(1)(c)	7			
			sch3(2)(3)(g)	134			
			sch3(7)	55			
			s.49-sch4	1,090			
			s.52(1)(b)	1			
Deputy Premier and Minister for State Development, Infrastructure, Local Government and Planning	RTI	13	sch3(7)	6			
			s.52(1)(a)	1			
Office of the Independent Assessor	RTI	116	s.49-sch4	101			
Barcaldine Regional Council	RTI	144	s.49-sch4	45			
Blackall-Tambo Regional Council	RTI	11	full release				
Brisbane City Council	RTI	59,257	s.206C(2) and sch3(4A)	246			
			sch3(7)	1,914			
			sch3(8)(1)	1,020			
			sch3(10)(1)(a)	88			
			sch3(10)(1)(b)	725			
			sch3(10)(1)(c)	1			
			sch3(10)(1)(f)	71			
			sch3(10)(1)(g)	1			
			s.49-sch4	22,981			
			Bulloo Shire Council	RTI	11	s.49-sch4	4
Bundaberg Regional Council	RTI	1,918	sch3(7)	10			
			sch3(8)(1)	60			
			sch3(10)(1)(a)	163			
			s.49-sch4	334			
			s.52(1)(a)	7			
Burdekin Shire Council	RTI	15	s.49-sch4	10			
			Cairns Regional Council	RTI	4,040	sch3(7)	143
						sch3(10)(1)(h)	4
Cassowary Coast Regional Council	RTI	858	sch3(10)(1)(i)	61			
			s.49-sch4	2,207			
			sch3(7)	1			
			s.49-sch4	641			
Central Highlands Regional Council	RTI	5,121	sch3(7)	18			
			sch3(8)(1)	217			
			s.49-sch4	656			
			s.52(1)(a)	2			
Charters Towers Regional Council	RTI	71	s.49-sch4	44			
			s.52(1)(a)	2			
City of the Gold Coast	RTI	20,324	sch3(7)	842			
			sch3(10)(1)(b)	128			
			sch3(10)(4)	6			
			s.49-sch4	456			
			s.52(1)(a)	8			
Cook Shire Council	RTI	165	s.53(a)	2			
			full release				
			Douglas Shire Council	RTI	150	sch3(7)	150
Fraser Coast Regional Council	RTI	809	sch3(7)	17			
			s.49-sch4	5			
Gladstone Regional Council	RTI	410	s.49-sch4	112			

PORTFOLIO/AGENCY	Application type RTI / IP	Pages considered	Provisions invoked to refuse access	
			Invoked	no. of times i.e. pages
Gladstone Regional Council (<i>cont'd</i>)	RTI		s.52(1)(a)	5
Goondiwindi Regional Council	RTI	23	sch3(10)(1)(a)	17
			sch3(10)(1)(b)	17
			s.49-sch4	19
Gympie Regional Council	RTI	1,370	sch3(7)	498
			s.49-sch4	280
Hinchinbrook Shire Council	RTI	4	full release	
Ipswich City Council	RTI	883	sch3(7)	123
			sch3(8)(1)	2
			s.49-sch4	97
			s.52(1)(a)	4
Isaac Regional Council	RTI	1,979	sch3(7)	157
			s.49-sch4	386
Livingstone Shire Council	RTI	1,525	sch3(8)(1)	26
			s.49-sch4	719
Lockyer Valley Regional Council	RTI	198	s.49-sch4	23
			s.52(1)(a)	2
Logan City Council	RTI	4,602	sch3(7)	178
			s.49-sch4	2,774
			s.52(1)(b)	9
Longreach Regional Council	RTI	371	sch3(4B)(1)	18
			s.49-sch4	51
Mackay Regional Council	RTI	723	s.49-sch4	334
Maranoa Regional Council	RTI	136	s.49-sch4	38
Mareeba Shire Council	RTI	112	s.49-sch4	85
Moreton Bay Regional Council	RTI	4,622	s.49-sch4	1,408
			s.52(1)(a)	9
Mount Isa City Council	RTI	103	full release	
Noosa Council	RTI	2,096	sch3(7)	122
			s.49-sch4	652
North Burnett Regional Council	RTI	50	s.49-sch4	18
			s.52(1)(a)	1
			s.53(a)	30
Paroo Shire Council	RTI	3	sch3(8)(1)	3
Redland City Council	RTI	4,016	sch3(7)	3
			sch3(8)(1)	84
			sch3(10)(1)(a)	2
			s.49-sch4	76
			s.52(1)(a)	1
			s.52(1)(b)	1
Rockhampton Regional Council	RTI	2,058	s.49-sch4	1,064
			s.52(1)(a)	3
Scenic Rim Regional Council	RTI	1,662	sch3(7)	42
			sch3(10)(1)(a)	204
			sch3(10)(1)(b)	1
			sch3(10)(1)(f)	204
			s.49-sch4	231
			s.52(1)(a)	3
			s.52(1)(b)	1
			s.53(a)	121
Somerset Regional Council	RTI	6,917	sch3(7)	790
			s.49-sch4	433
South Burnett Regional Council	RTI	1,577	s.49-sch4	209
Southern Downs Regional Council	RTI	1,083	s.49-sch4	15
Sunshine Coast Regional Council	RTI	17,540	sch3(7)	1,557

PORTFOLIO/AGENCY	Application type RTI / IP	Pages considered	Provisions invoked to refuse access	
			Invoked	no. of times i.e. pages
Sunshine Coast Regional Council (<i>cont'd</i>)	RTI		sch3(8)(1)	1
			sch3(10)(4)	100
			sch3(12)(1)	100
			s.49-sch4	1,662
			s.52(1)(a)	6
			s.53(a)	445
Tablelands Regional Council	RTI	1,950	sch3(7)	26
			s.49-sch4	97
			s.53(a)	293
Toowoomba Regional Council	RTI	15,722	sch3(7)	934
			sch3(8)(1)	107
			s.49-sch4	713
Torres Shire Council	RTI	9	s.49-sch4	1
Torres Strait Island Regional Council	RTI	351	full release	
Townsville City Council	RTI	7,085	sch3(4B)(1)	542
			sch3(7)	4
			sch3(8)(1)	315
			sch3(10)(1)(i)	25
			s.49-sch4	818
Western Downs Regional Council	RTI	14	full release	
Whitsunday Regional Council	RTI	23,023	full release	
Total RTI		198,817		54,535
Deputy Premier and Minister for State Development, Infrastructure, Local Government and Planning	IP	5	full release	
Office of the Independent Assessor	IP	23	sch3(10)(1)(b)	9
			s.49-sch4	9
Brisbane City Council	IP	11,144	sch3(7)	26
			sch3(10)(1)(a)	536
			sch3(10)(1)(b)	1,115
			s.49-sch4	3,955
Cairns Regional Council	IP	41	s.49-sch4	29
Cassowary Coast Regional Council	IP	97	full release	
Central Highlands Regional Council	IP	99	full release	
City of Gold Coast	IP	1,893	sch3(7)	303
			sch3(10)(1)(b)	455
			s.49-sch4	16
			s.52(1)(a)	3
			s.53(a)	2
Douglas Shire Council	IP	181	full release	
Fraser Coast Regional Council	IP	1,806	sch3(7)	31
			s.49-sch4	6
Gladstone Regional Council	IP	131	s.49-sch4	12
Hinchinbrook Shire Council	IP	34	s.49-sch4	13
Ipswich City Council	IP	417	s.52(1)(a)	2
			s.49-sch4	31
Livingstone Shire Council	IP	177	s.49-sch4	110
Lockyer Valley Regional Council	IP	71	s.49-sch4	19
			s.52(1)(a)	2
			sch3(7)	329
Logan City Council	IP	1,770	s.49-sch4	328
			s.52(1)(b)	1
			s.49-sch4	14
Mackay Regional Council	IP	45	s.49-sch4	14
Moreton Bay Regional Council	IP	683	s.49-sch4	102
			s.52(1)(a)	1

PORTFOLIO/AGENCY	Application type RTI / IP	Pages considered	Provisions invoked to refuse access	
			Invoked	no. of times i.e. pages
Mount Isa City Council	IP	11	full release	
Noosa Council	IP	24	s.49-sch4	4
North Burnett Regional Council	IP	363	full release	
Redland City Council	IP	576	sch3(8)(1)	6
			sch3(10)(1)(b)	6
			s.53(d)	2
			s.49-sch4	43
Rockhampton Regional Council	IP	580	s.49-sch4	128
Scenic Rim Regional Council	IP	366	sch3(7)	42
			sch3(10)(1)(a)	59
			sch3(10)(1)(f)	59
			s.49-sch4	1
Somerset Regional Council	IP	629	full release	
Southern Downs Regional Council	IP	1,639	sch3(7)	6
			sch3(8)(1)	43
			s.49-sch4	98
Sunshine Coast Regional Council	IP	421	s.49-sch4	35
			s.52(1)(b)	1
			s.53(a)	350
Tablelands Regional Council	IP	136	s.49-sch4	33
Toowoomba Regional Council	IP	255	s.49-sch4	43
Townsville City Council	IP	49	s.49-sch4	818
Total IP		23,666		9,236
TOTAL		222,483		63,771

Table 4. Number of pages included in a disclosure log - section 8(d) RTI Regulation

PORTFOLIO/AGENCY	Total pages published to disclosure log
	no.
Department of State Development, Infrastructure, Local Government and Planning	1,241
Brisbane City Council	12,438
Bundaberg Regional Council	51
Gympie Regional Council	62
Sunshine Coast Regional Council	3,435
Toowoomba Regional Council	6,794
TOTAL	24,021

Table 5. Number of deemed decisions, and decisions taken to have been made on internal review - section 8(e) RTI Regulation or section 6(d) IP Regulation

PORTFOLIO/AGENCY	Provision invoked	No. of times
Brisbane City Council	s.46 RTI	26 ²⁹
	s.83(2) RTI	2
Cassowary Coast Regional Council	s.83(2) RTI	1

²⁹ Of the 26 deemed decisions, processing continued on 22 of the applications after the due date or extended due date, with a decision and documents (where applicable) being released to the applicant within 1 business day on 8 applications; within 2-5 business days on 7 applications; and within a period greater than 6 business days on the remaining 7 applications.

PORTFOLIO/AGENCY	Provision invoked	No. of times
City of the Gold Coast	s.46 RTI	2
Maranoa Regional Council	s.46 RTI	1
Moreton Bay Regional Council	s.46 RTI	1
Noosa Council	s.46 RTI	2
Southern Downs Regional Council	s.83(2) RTI	1
Sunshine Coast Regional Council	s.46 RTI	1
Toowoomba Regional Council	s.83(2) RTI	1
Townsville City Council	s.46 RTI	1
Total RTI		39
Brisbane City Council	s.66 IP	13 ³⁰
Total IP		13
TOTAL		52

Table 6. Number of refusals of amendment – section 6(e) IP Regulation

PORTFOLIO/AGENCY	Provision invoked	No. of times
Logan City Council	s.72(1)(a)(i)	1
TOTAL		1

Table 7. Number of internal review applications - section 8(f) RTI Regulation or section 6(f) IP Regulation

PORTFOLIO/AGENCY	No. of internal reviews received	Internal review decision (i.e. upheld on review or varied on review)	If decision varied, how?	Exemption
Department of State Development, Infrastructure, Local Government and Planning	1-RTI	upheld on review		sch3(8)(1)
	1-RTI	upheld on review		s.49-sch4
Brisbane City Council	4-RTI	upheld on review		
	3-RTI	varied on review	release of previously refused information	sch4(4)(6)(1)
	1-RTI	varied on review	release of previously refused information	
	1-RTI	varied on review	release of previously refused information	sch4(4)(6)(1) sch4(4)(7)(1)(c)
	1-RTI	varied on review	release of previously refused information	sch3(10)(1)(f)
	4-RTI	varied on review	additional documents located and released	sch4(4)(6)(1)
	1-RTI	varied on review	additional documents located and released in full	
	1-RTI	varied on review	release of previously refused information; and additional documents located and released	sch4(4)(6)(1)
	2-RTI		internal review not accepted	
	1-RTI		under consideration by the OIC	
Bundaberg Regional Council	1-RTI		under consideration by the OIC	

³⁰ Of the 13 deemed decisions, processing continued on 11 of the applications after the due date or extended due date, with a decision and documents (where applicable) being released to the applicant within 1 business day on 3 applications; within 2-5 business days on 4 applications; and within a period greater than 6 business days on the remaining 4 applications.

PORTFOLIO/AGENCY	No. of internal reviews received	Internal review decision (i.e. upheld on review or varied on review)	If decision varied, how?	Exemption
Cairns Regional Council	1-RTI	upheld on review		sch3(7)
Cassowary Coast Regional Council	1-RTI	upheld on review		sch3(7)
City of Gold Coast	1-RTI	varied on review	additional documents released	
	1-RTI	upheld on review		sch3(10)(1)(b)
Fraser Coast Regional Council	1-RTI	varied on review	additional documents released	
Gympie Regional Council	1-RTI	upheld on review		sch4(3)(3)
Isaac Regional Council	1-RTI	upheld on review		sch3(7)
	3-RTI	upheld on review		sch3(10)(1)(a) sch3(10)(1)(d) sch3(10)(1)(e) sch3(10)(1)(f) sch3(10)(1)(i)
Logan City Council	1-RTI	varied on review	additional information released	
	1-RTI	upheld on review		sch4(3)(3)
Moreton Bay Regional Council	2-RTI	varied on review	additional information released	sch4(4)(6)(1)
	1-RTI	varied on review	full release of previously refused information	
Mount Isa City Council	1-RTI	upheld on review		sch4(4)(6)(1)
	1-RTI	upheld on review		s.52(1)(a)
North Burnett Regional Council	1-RTI	upheld on review		sch4(3)(3)
Redland City Council	4-RTI	varied on review	additional information released	sch4(3)(3)
	1-RTI	varied on review	additional information released	sch3(8)(1)
Rockhampton Regional Council	1-RTI	upheld on review		s.33(6)
	1-RTI	upheld on review		sch4(3)(2) sch4(4)(1)(b)
Sunshine Coast Regional Council	2-RTI	upheld on review		sch4(3)(3)
	1-RTI	upheld on review		sch3(7)
Toowoomba Regional Council	1-RTI	upheld on review		sch4(3)(20)
	1-RTI	varied on review	access was refused to an additional 25 full pages and 48 part pages	sch4(4)(7)(1)(c)
Toowoomba Regional Council	1-RTI	upheld on review		sch4(3)(2)
	1-RTI	varied on review	additional documents released	
Toowoomba Regional Council	1-RTI	upheld on review		sch4(3)(3)
	1-RTI	upheld on review		
Total RTI	55			
Brisbane City Council	6-IP	upheld on review		
	2-IP	varied on review	release of previously refused information	
	3-IP	varied on review	release of previously refused information	sch4(3)(19)
	2-IP	varied on review	release of previously refused information	sch4(4)(6)(1)
City of Gold Coast	1-IP	varied on review	additional documents released	
Fraser Coast Regional Council	2-IP	upheld on review		sch4(3)(3)
Hinchinbrook Shire Council	1-IP	upheld on review		sch4(3)(3)
Moreton Bay Regional Council	1-IP	varied on review	additional information released	sch4(4)(6)(1)
	1-IP	upheld on review		sch4(4)(6)(1)
Noosa Council	1-IP	upheld on review		
Redland City Council	1-IP	upheld on review		sch3(8)(1)
Total IP	21			
TOTAL	76			

Table 8. Number of external review applications - section 8(g) RTI Regulation or section 6(g) IP Regulation

PORTFOLIO/AGENCY	No. of external reviews	Type of review	Decision	Act provision
Department of State Development, Infrastructure, Local Government and Planning	2-RTI	preceding internal review	under consideration by the OIC	
Barcaldine Regional Council	1-RTI	direct	under consideration by the OIC	
Brisbane City Council	1-RTI	preceding internal review	settled outcome	
	1-RTI	preceding internal review	OIC did not accept external review by not allowing a longer period to apply	
	7-RTI	preceding internal review	under consideration by the OIC	
	6-RTI	direct	under consideration by the OIC	
Bundaberg Regional Council	1-RTI	direct	withdrawn	
	1-RTI	direct	under consideration by the OIC	
	1-RTI	direct	OIC set aside agency decision and made another in substitution	
Cairns Regional Council	1-RTI	preceding internal review	under consideration by the OIC	
Cassowary Coast Regional Council	1-RTI	direct	under consideration by the OIC	
	1-RTI	direct	settled outcome	
City of Gold Coast	1-RTI	direct	decision varied – additional documents released	
Douglas Shire Council	1-RTI	direct	settled outcome	
Gympie Regional Council	1-RTI	direct	upheld on review	
	1-RTI	direct	under consideration by the OIC	
	1-RTI	preceding internal review	under consideration by the OIC	
Hinchinbrook Shire Council	1-RTI	direct	settled outcome	
	1-RTI	preceding internal review	settled outcome	
Isaac Regional Council	2-RTI	preceding internal review	under consideration by the OIC	
Lockyer Valley Regional Council	1-RTI	direct	upheld on review	
Logan City Council	1-RTI	direct	decision varied - additional documents located and released	
	2-RTI	direct	withdrawn	
Longreach Regional Council	1-RTI	direct	upheld on review	
Maranoa Regional Council	1-RTI	preceding internal review	under consideration by the OIC	
Moreton Bay Regional Council	2-RTI	direct	varied on review – additional documents released	
	1-RTI	preceding internal review	upheld on review	
	1-RTI	preceding internal review	withdrawn	
Mount Isa City Council	1-RTI	preceding internal review	settled outcome	
Noosa Council	1-RTI	preceding internal review	withdrawn	
	1-RTI	preceding internal review	under consideration by the OIC	
Redland City Council	1-RTI	preceding internal review	withdrawn	
	2-RTI	direct	upheld on review	
	1-RTI	preceding internal review	under consideration by the OIC	
Rockhampton Regional Council	1-RTI	preceding internal review	under consideration by the OIC	
Scenic Rim Regional Council	2-RTI	direct	under consideration by the OIC	
South Burnett Regional Council	1-RTI	direct	varied on review – additional information released	

PORTFOLIO/AGENCY	No. of external reviews	Type of review	Decision	Act provision
Sunshine Coast Regional Council	3-RTI	direct	settled outcome	
	2-RTI	preceding internal review	settled outcome	
	1-RTI	direct	under consideration by the OIC	
Tablelands Regional Council	1-RTI	preceding internal review	under consideration by the OIC	
	1-RTI	direct	upheld on review	
Toowoomba Regional Council	1-RTI	direct	varied on review – additional information released	
	2-RTI	direct	under consideration by the OIC	
Torres Shire Council	1-RTI	preceding internal review	under consideration by the OIC	
	1-RTI	direct	settled outcome	
Townsville City Council	1-RTI	direct	note ³¹	
	3-RTI	direct	under consideration by the OIC	
Total RTI	71			
Brisbane City Council	1-IP	preceding internal review	OIC decided not to further deal with the external review under s.107(1)(a) of the IP Act	
	1-IP	preceding internal review	upheld on review	
	1-IP	preceding internal review	varied on review	s.69(2)
	4-IP	direct	settled outcome	
	1-IP	direct	OIC decided not to accept external review	
	6-IP	preceding internal review	under consideration by the OIC	
	1-IP	direct	under consideration by the OIC	
City of the Gold Coast	2-IP	direct	upheld on review	
	1-IP	direct	varied on review – additional documents released	
Douglas Shire Council	1-IP	direct	settled outcome	
Fraser Coast Regional Council	1-IP	preceding internal review	settled outcome	
Gladstone Regional Council	1-IP	direct	settled outcome	
Hinchinbrook Shire Council	1-IP	preceding internal review	under consideration by the OIC	
Lockyer Valley Regional Council	1-IP	direct	upheld on review	
Logan City Council	1-IP	direct	settled outcome	
Noosa Council	1-IP	preceding internal review	under consideration by the OIC	
Rockhampton Regional Council	1-IP	direct	OIC decided not to deal with the external review under s.107(c) of the IP Act	
Scenic Rim Regional Council	1-IP	direct	under consideration by the OIC	
Southern Downs Regional Council	1-IP	direct	upheld on review	
Sunshine Coast Regional Council	1-IP	direct	settled outcome	
Total IP	29			
TOTAL	100			

³¹ OIC made a decision. Relevant third party brought Queensland Civil and Administrative Tribunal action and was successful. Matter was therefore referred back to the OIC for reconsideration and following engagement with the applicant by the OIC the matter was subsequently withdrawn.

Table 9. Amount of fees and charges received under the RTI Act - section 8(j) RTI Regulation

PORTFOLIO/AGENCY	Application fees received	Processing charges received	Access charges received	Total received
		— \$ —		
Department of State Development, Infrastructure, Local Government and Planning	1,137.40	2,368.00	0.00	3,505.40
Deputy Premier and Minister for State Development, Infrastructure, Local Government and Planning	51.70	0.00	0.00	51.70
The Coordinator-General	258.50	0.00	0.00	258.50
Barcaldine Regional Council	50.80	928.00	0.00	978.80
Blackall-Tambo Regional Council	103.40	0.00	0.00	103.40
Brisbane City Council	19,393.10	7,989.30	0.00	27,382.40
Bulloo Shire Council	51.70	0.00	0.00	51.70
Bundaberg Regional Council	1,394.10	1,841.60	0.00	3,235.70
Burdekin Shire Council	103.40	0.00	0.00	103.40
Cairns Regional Council	2,007.65	1,104.00	813.55	3,925.20
Cassowary Coast Regional Council	1,235.40	0.00	0.00	1,235.40
Central Highlands Regional Council	878.90	0.00	0.00	878.90
Charters Towers Regional Council	206.80	0.00	0.00	206.80
City of Gold Coast	5,415.90	4,082.60	0.00	9,498.50
Cook Shire Council	51.70	0.00	0.00	51.70
Douglas Shire Council	517.00	0.00	0.00	517.00
Fraser Coast Regional Council	620.40	0.00	0.00	620.40
Gladstone Regional Council	514.30	1,336.00	0.00	1,850.30
Goondiwindi Regional Council	51.70	0.00	0.00	51.70
Gympie Regional Council	361.90	1,128.00	0.00	1,489.90
Hinchinbrook Shire Council	103.40	0.00	0.00	103.40
Ipswich City Council	1,135.60	0.00	0.00	1,135.60
Isaac Regional Council	465.30	3,586.00	0.00	4,051.30
Livingstone Shire Council	733.70	0.00	0.00	733.70
Lockyer Valley Regional Council	258.50	0.00	0.00	258.50
Logan City Council	3,196.40	3,425.00	0.00	6,621.40
Longreach Regional Council	101.60	910.60	0.00	1,012.20
Mackay Regional Council	619.50	0.00	0.00	619.50
Maranoa Regional Council	51.70	0.00	0.00	51.70
Mareeba Shire Council	258.50	0.00	0.00	258.50
Moreton Bay Regional Council	3,660.80	624.00	0.00	4,284.80
Mount Isa City Council	103.40	0.00	0.00	103.40
Noosa Council	1,240.80	18,290.60	0.00	19,531.40
North Burnett Regional Council	102.50	272.00	0.00	374.50
Paroo Shire Council	51.70	0.00	0.00	51.70
Redland City Council	1,909.30	1,494.40	0.00	3,403.70
Rockhampton Regional Council	1,183.70	1,317.80	0.00	2,501.50
Scenic Rim Regional Council	361.90	0.00	320.00	681.90
Somerset Regional Council	465.00	0.00	0.00	465.00
South Burnett Regional Council	205.90	0.00	0.00	205.90
Southern Downs Regional Council	307.50	0.00	0.00	307.50
Sunshine Coast Regional Council	2,633.10	2,880.90	0.00	5,514.00
Tablelands Regional Council	465.30	0.00	0.00	465.30
Toowoomba Regional Council	1,030.40	2,749.00	0.00	3,779.40
Torres Shire Council	51.70	0.00	0.00	51.70
Torres Strait Island Regional Council	51.70	0.00	0.00	51.70
Townsville City Council	2,167.80	10,264.67	0.00	12,432.47
Western Downs Regional Council	205.90	0.00	0.00	205.90
Whitsunday Regional Council	878.90	2,288.10	0.00	3,167.00
TOTAL	58,407.25	68,880.57	1,133.55	128,421.37

Table 10. Amount of charges received under the IP Act - section 6(j) IP Regulation

PORTFOLIO/AGENCY	Access charges
	\$
Mackay Regional Council	103.40
TOTAL	103.40

APPENDIX 26 – State Development, Tourism and Innovation

Note:

- On 12 November 2020, the Department of State Development, Tourism and Innovation (DSDTI) was renamed the Department of Tourism, Innovation and Sport (DTIS) (Appendix 27).
- On 12 November 2020, the State Development function of the former DSDTI was transferred to the Department of State Development, Infrastructure, Local Government and Planning (Appendix 25).
- Statistics for the State Development function for the period 1 July 2020 to 11 November 2020 are included in the tables below.
- Statistics for the State Development function for the period 12 November 2020 to 30 June 2021 are included in Appendix 25.
- On 12 November 2020, the Investment Facilitation and Partnerships functions of the former DSDTI were transferred to Queensland Treasury (Appendix 29).
- Statistics for the Investment Facilitation and Partnerships functions for the period 1 July 2020 to 11 November 2020 are included in the tables below.
- Statistics for the Investment Facilitation and Partnerships functions for the period 12 November 2020 to 30 June 2021 are included in Appendix 29.
- Statistics for the Tourism and Innovation functions for the period 1 July 2020 to 11 November 2020 are included in the tables below.
- Statistics for the Tourism and Innovation functions for the period 12 November 2020 to 30 June 2021 are included in Appendix 27.
- On 12 November 2020, the Sport and Recreation functions of the former Department of Housing and Public Works (Appendix 15) were transferred to DTIS (Appendix 27).
- Statistics for the Sport and Recreation functions for the period 1 July 2020 to 11 November 2020 are detailed in Appendix 15.
- Statistics for the Sport and Recreation functions for the period 12 November 2020 to 30 June 2021 are detailed in Appendix 27.

Table 1. Number of access applications - section 8(a) RTI Regulation and section 6(a) IP Regulation (including IP amendment applications)

PORTFOLIO/AGENCY	Application type	Received	Transferred	Withdrawn	Finalised 30 June 2021
			— no. —		
Department of State Development, Tourism and Innovation	Access-RTI	8	0	4	7
Minister for State Development, Tourism and Innovation	Access-RTI	1	1	1	0
Total RTI Applications		9	1	5	7
TOTAL APPLICATIONS		9	1	5	7

Table 2. Number of refusals to deal - section 8(b) RTI Regulation and section 6(b) IP Regulation

There were no refusals to deal.

Table 3. Number of refusals of access - section 8(c) RTI Regulation and section 6(c) IP Regulation

PORTFOLIO/AGENCY	Application type RTI / IP	Pages considered	Provisions invoked to refuse access	
			<i>(Where s.47(3)(e)-s.52: Document non-existent or unlocatable provision has been invoked, the number in the right hand side column represents the number of applications, not pages.)</i>	
			invoked	no. of times i.e. pages
Department of State Development, Tourism and Innovation	RTI	411	sch3(7)	1
			sch3(8)(1)	311

PORTFOLIO/AGENCY	Application type RTI / IP	Pages considered	Provisions invoked to refuse access	
			<i>(Where s.47(3)(e)-s.52: Document non-existent or unlocatable provision has been invoked, the number in the right hand side column represents the number of applications, not pages.)</i>	
				no. of times invoked <i>i.e. pages</i>
Department of State Development, Tourism and Innovation <i>(cont'd)</i>	RTI		s.49-sch4	373
			s.52(1)(a)	4
			s.53(d)	12
Total RTI		411		701
Department of State Development, Tourism and Innovation	IP	3,785	s.49-sch4	1,544
			s.52(1)(a)	1
			s.52(1)(b)	1
Total IP		3,785		1,546
TOTAL		4,196		2,247

Table 4. Number of pages included in a disclosure log - section 8(d) RTI Regulation

PORTFOLIO/AGENCY	Total pages published to disclosure log
	no.
Department of State Development, Tourism and Innovation	32
TOTAL	32

Table 5. Number of deemed decisions, and decisions taken to have been made on internal review - section 8(e) RTI Regulation or section 6(d) IP Regulation

There were no deemed decisions, and decisions taken to have been made on internal review.

Table 6. Number of refusals of amendment - section 6(e) IP Regulation

There were no refusals to amend documents.

Table 7. Number of internal review applications - section 8(f) RTI Regulation or section 6(f) IP Regulation

There were no internal review applications.

Table 8. Number of external review applications - section 8(g) RTI Regulation or section 6(g) IP Regulation

There were no external review applications.

Table 9. Amount of fees and charges received under the RTI Act - section 8(j) RTI Regulation

PORTFOLIO/AGENCY	Application fees received	Processing charges received	Access charges received	Total received
		— \$ —		
Department of State Development, Tourism and Innovation	410.00	0.00	0.00	410.00
Minister for State Development, Tourism and Innovation	51.70	0.00	0.00	51.70
TOTAL	461.70	0.00	0.00	461.70

Table 10. Amount of charges received under the IP Act - section 6(j) IP Regulation

There were no charges received under the IP Act.

APPENDIX 27 – Tourism, Innovation and Sport

Note:

- On 12 November 2020, the Department of State Development, Tourism and Innovation (DSDTI) (Appendix 26) was renamed the Department of Tourism, Innovation and Sport (DTIS).
- Statistics for the Tourism and Innovation functions for the period 1 July 2020 to 11 November 2020 are included in Appendix 26.
- Statistics for the Tourism and Innovation functions for the period 12 November 2020 to 30 June 2021 are included in the tables below.
- On 12 November 2020, the Sport and Recreation functions of the former Department of Housing and Public Works (Appendix 15) were transferred to DTIS.
- Statistics for the Sport and Recreation functions for the period 1 July 2020 to 11 November 2020 are included in Appendix 15.
- Statistics for the Sport and Recreation functions for the period 12 November 2020 to 30 June 2021 are detailed in the tables below.
- On 12 November 2020, the State Development function of the former DSDTI was transferred to the Department of State Development, Infrastructure, Local Government and Planning (Appendix 25).
- Statistics for the State Development function for the period 1 July 2020 to 11 November 2020 are detailed in Appendix 26.
- Statistics for the State Development function for the period 12 November 2020 to 30 June 2021 are detailed in Appendix 25.

Table 1. Number of access applications - section 8(a) RTI Regulation and section 6(a) IP Regulation (including IP amendment applications)

PORTFOLIO/AGENCY	Application type	Received	Transferred	Withdrawn	Finalised 30 June 2021
Department of Tourism, Innovation and Sport	Access-RTI	5	1	1	3
Stadiums Queensland	Access-RTI	2	0	1	1
Tourism and Events Queensland	Access-RTI	0	0	0	6
Total RTI Applications		7	1	2	10
Department of Tourism, Innovation and Sport	Access-IP	1	0	0	1
Total IP Applications		1	0	0	1
TOTAL APPLICATIONS		8	1	2	11

Table 2. Number of refusals to deal - section 8(b) RTI Regulation and section 6(b) IP Regulation

PORTFOLIO/AGENCY	Provision invoked	No. of times i.e. applications
Tourism and Events Queensland	s.41 RTI	1
Total RTI		1
TOTAL		1

Table 3. Number of refusals of access - section 8(c) RTI Regulation and section 6(c) IP Regulation

PORTFOLIO/AGENCY	Application type RTI / IP	Pages considered	Provisions invoked to refuse access	
			no. of times invoked	no. of times i.e. pages
Department of Tourism, Innovation and Sport	RTI	320	s.49-sch4 s.53(a)	124 4

(Where s.47(3)(e)-s.52: Document non-existent or unlocatable provision has been invoked, the number in the right hand side column represents the number of applications, not pages.)

PORTFOLIO/AGENCY	Application type RTI / IP	Pages considered	Provisions invoked to refuse access	
			invoked	no. of times i.e. pages
Stadiums Queensland	RTI	0	s.52(1)(a)	1
Tourism and Events Queensland	RTI	95	s.49-sch4	57
			s.53(a)	33
Total RTI		415		219
TOTAL		415		219

Table 4. Number of pages included in a disclosure log - section 8(d) RTI Regulation

PORTFOLIO/AGENCY	Total pages published to disclosure log
	no.
Department of Tourism, Innovation and Sport	256
TOTAL	256

Table 5. Number of deemed decisions, and decisions taken to have been made on internal review - section 8(e) RTI Regulation or section 6(d) IP Regulation

There were no deemed decisions, and decisions taken to have been made on internal review.

Table 6. Number of refusals of amendment - section 6(e) IP Regulation

There were no refusals to amend documents.

Table 7. Number of internal review applications - section 8(f) RTI Regulation or section 6(f) IP Regulation

There were no internal review applications.

Table 8. Number of external review applications - section 8(g) RTI Regulation or section 6(g) IP Regulation

PORTFOLIO/AGENCY	No. of external reviews	Type of review	Decision	Act provision
Tourism and Events Queensland	1-RTI	direct	upheld on review	
	1-RTI	preceding internal review	upheld on review	
Total RTI	2			
Department of Tourism, Innovation and Sport	1-IP	direct	under consideration by the OIC	
Total IP	1			
TOTAL	3			

Table 9. Amount of fees and charges received under the RTI Act - section 8(j) RTI Regulation

PORTFOLIO/AGENCY	Application fees received	Processing charges received	Access charges received	Total received
		— \$ —		
Department of Tourism, Innovation and Sport	258.50	560.00	0.00	818.50
Stadiums Queensland	103.40	0.00	0.00	103.40
TOTAL	361.90	560.00	0.00	921.90

Table 10. Amount of charges received under the IP Act - section 6(j) IP Regulation

There were no charges received under the IP Act.

APPENDIX 28 – Transport and Main Roads

Table 1. Number of access applications - section 8(a) RTI Regulation and section 6(a) IP Regulation (including IP amendment applications)

PORTFOLIO/AGENCY	Application type	Received	Transferred	Withdrawn	Finalised 30 June 2021
				— no. —	
Department of Transport and Main Roads	Access-RTI	512	1	98	435
Minister for Transport and Main Roads	Access-RTI	10	0	0	9
Gold Coast Waterways Authority	Access-RTI	2	0	0	2
Queensland Rail	Access-RTI	16	0	5	9
Total RTI Applications		540	1	103	455
Department of Transport and Main Roads	Access-IP	113	1	55	89
Queensland Rail	Access-IP	5	0	0	4
Total IP Applications		118	1	55	93
TOTAL APPLICATIONS		658	2	158	548

Table 2. Number of refusals to deal - section 8(b) RTI Regulation and section 6(b) IP Regulation

PORTFOLIO/AGENCY	Provision invoked	No. of times i.e. applications
Department of Transport and Main Roads	s.40 RTI	5
	s.41 RTI	3
Minister for Transport and Main Roads	s.40 RTI	2
Queensland Rail	s.40 RTI	1
Total RTI		11
TOTAL		11

Table 3. Number of refusals of access - section 8(c) RTI Regulation and section 6(c) IP Regulation

PORTFOLIO/AGENCY	Application type RTI / IP	Pages considered	Provisions invoked to refuse access	
			invoked	no. of times i.e. pages
Department of Transport and Main Roads	RTI	18,827	sch3(2)(1)(a)	1
			sch3(2)(1)(b)	1,351
			sch3(6)(c)(i)	13
			sch3(7)	80
			sch3(8)(1)	633
			sch3(10)(1)(a)	1
			sch3(10)(1)(e)	2
			sch3(10)(1)(f)	15
			sch3(12)(1)	18
			s.49-sch4	3,003
			s.52(1)(a)	18
			s.52(1)(b)	2
			s.53(a)	21
			s.55(2)	1
Minister for Transport and Main Roads	RTI	464	sch3(2)(1)(b)	3

PORTFOLIO/AGENCY	Application type RTI / IP	Pages considered	Provisions invoked to refuse access	
			invoked	no. of times i.e. pages
Minister for Transport and Main Roads (cont'd)	RTI		sch3(6)(c)(i)	7
			s.49-sch4	158
			s.52(1)(a)	2
			s.52(1)(b)	1
Gold Coast Waterways Authority	RTI	45	full release	
Queensland Rail	RTI	4,125	sch3(7)	1
			sch3(8)(1)	3,481
			s.49-sch4	364
Total RTI		23,461		9,176
Department of Transport and Main Roads	IP	3,230	sch3(7)	6
			sch3(10)(1)(b)	33
			sch3(12)(1)	22
			s.49-sch4	331
			s.52(1)(a)	7
			s.52(1)(b)	6
			s.53(a)	1
Queensland Rail	IP	43	s.49-sch4	1
Total IP		3,273		407
TOTAL		26,734		9,583

Table 4. Number of pages included in a disclosure log - section 8(d) RTI Regulation

PORTFOLIO/AGENCY	Total pages published to disclosure log
	no.
Department of Transport and Main Roads	6,510
Minister for Transport and Main Roads	358
Gold Coast Waterways Authority	45
Queensland Rail	183
TOTAL	7,096

Table 5. Number of deemed decisions, and decisions taken to have been made on internal review - section 8(e) RTI Regulation or section 6(d) IP Regulation

There were no deemed decisions or decisions taken to have been made at internal review.

Table 6. Number of refusals of amendment - section 6(e) IP Regulation

There were no refusals to amend documents.

Table 7. Number of internal review applications - section 8(f) RTI Regulation or section 6(f) IP Regulation

PORTFOLIO/AGENCY	No. of internal reviews received	Internal review decision (i.e. upheld on review or varied on review)	If decision varied, how?	Exemption
Department of Transport and Main Roads	8-RTI	upheld on review		
	1-RTI	varied on review	additional documents located and released	
	2-RTI	varied on review	decision to release additional information	
	1-RTI	varied on review	removed third party's name	sch4(4)(6)(1)
	2-RTI	under consideration		
Minister for Transport and Main Roads	1-RTI	varied on review	third party objected that some information was personal information – internal review agreed with the third party	sch4(4)(6)(1)
Total RTI	15			
Department of Transport and Main Roads	2-IP	upheld on review		
	1-IP	under consideration		
Total IP	3			
TOTAL	18			

Table 8. Number of external review applications - section 8(g) RTI Regulation or section 6(g) IP Regulation

PORTFOLIO/AGENCY	No. of external reviews	Type of review	Decision	Act provision
Department of Transport and Main Roads	3-RTI	direct	under consideration by the OIC	
	4-RTI	preceding internal review	withdrawn	
Cross River Rail Delivery Authority	1-RTI	preceding internal review	resolved informally - applicant decided not to pursue the review	s.90(4)
Total RTI	8			
Department of Transport and Main Roads	1-IP	direct	under consideration by the OIC	
	1-IP	preceding internal review	under consideration by the OIC	
Total IP	2			
TOTAL	10			

Table 9. Amount of fees and charges received under the RTI Act - section 8(j) RTI Regulation

PORTFOLIO/AGENCY	Application fees received	Processing charges received	Access charges received	Total received
				— \$ —
Department of Transport and Main Roads	26,657.10	16,243.00	628.41	43,528.51
Minister for Transport and Main Roads	517.00	1,184.00	0.00	1,701.00
Gold Coast Waterways Authority	50.80	51.70	0.00	102.50
Queensland Rail	825.40	1,488.00	0.00	2,313.40
TOTAL	28,050.30	18,966.70	628.41	47,645.41

Table 10. Amount of charges received under the IP Act - section 6(j) IP Regulation

There were no charges received under the IP Act.

APPENDIX 29 – Queensland Treasury

Note:

- On 12 November 2020, the Investment Facilitation and Partnerships functions of the former Department of State Development, Tourism and Innovation (Appendix 26) were transferred to Queensland Treasury.
- Statistics for the Investment Facilitation and Partnerships functions for the period 1 July 2020 to 11 November 2020 are included in Appendix 26.
- Statistics for the Investment Facilitation and Partnerships functions for the period 12 November 2020 to 30 June 2021 are included in the tables below.
- On 12 November 2020, the Infrastructure and Planning functions were transferred from Queensland Treasury to the Department of State Development, Infrastructure, Local Government and Planning (Appendix 25).
- Statistics for the Infrastructure and Planning functions for the period 1 July 2020 to 11 November 2020 are included in the tables below.
- Statistics for the Infrastructure and Planning functions for the period 12 November 2020 to 30 June 2021 are included in Appendix 25.

Table 1. Number of access applications - section 8(a) RTI Regulation and section 6(a) IP Regulation (including IP amendment applications)

PORTFOLIO/AGENCY	Application type	Received	Transferred	Withdrawn	Finalised 30 June 2021
				— no. —	
Queensland Treasury	Access-RTI	38	0	8	33
Treasurer and Minister for Infrastructure and Planning ³²	Access-RTI	3	1	1	1
Treasurer and Minister for Investment ³³	Access-RTI	5	0	0	5
Energex Limited	Access-RTI	5	0	0	5
Ergon Energy Corporation Limited	Access-RTI	4	0	0	4
Gladstone Ports Corporation Limited	Access-RTI	2	0	1	0
Motor Accident Insurance Commission	Access-RTI	1	0	0	2
North Queensland Bulk Ports Corporation	Access-RTI	1	0	0	1
Office of Productivity and Red Tape Reduction ³⁴	Access-RTI	2	0	0	2
Seqwater	Access-RTI	4	0	0	4
Sunwater	Access-RTI	2	0	1	2
Total RTI Applications		67	1	11	59
Queensland Treasury	Access-IP	15	0	2	13
Energex Limited	Access-IP	3	0	2	1
Ergon Energy Queensland Pty Ltd	Access-IP	4	0	2	2
Motor Accident Insurance Commission	Access-IP	1	0	0	1
National Injury Insurance Agency, Queensland	Access-IP	5	0	0	3
Nominal Defendant	Access-IP	1	0	1	0
North Queensland Bulk Ports Corporation	Access-IP	2	0	1	2
QSuper	Access-IP	1	0	0	1
Seqwater	Access-IP	2	0	1	1
Sunwater	Access-IP	3	0	0	3
Total IP Applications		37	0	9	27
TOTAL APPLICATIONS		104	1	20	86

Table 2. Number of refusals to deal - section 8(b) RTI Regulation and section 6(b) IP Regulation

There were no refusals to deal.

³² for the period 1 July 2020 to 11 November 2020

³³ for the period 12 November 2020 to 30 June 2021

³⁴ formerly Queensland Productivity Commission

Table 3. Number of refusals of access - section 8(c) RTI Regulation and section 6(c) IP Regulation

PORTFOLIO/AGENCY	Application type RTI / IP	Pages considered	Provisions invoked to refuse access	
			invoked	no. of times i.e. pages
Queensland Treasury	RTI	6,436	sch3(2)(1)(a)	103
			sch3(2)(1)(b)	969
			sch3(3)(1)(f)	93
			sch3(6)(c)(i)	159
			sch3(8)(1)	14
			sch3(10)(1)(f)	148
			sch3(12)(1)	3
			s.49-sch4	993
			s.52(1)(a)	1
			s.53(a)	213
Treasurer and Minister for Infrastructure and Planning ³⁵	RTI	50	sch3(2)(1)(b)	3
			s.49-sch4	1
Treasurer and Minister for Investment ³⁶	RTI	50	sch3(2)(1)(b)	13
			sch3(8)(1)	4
Energex Limited	RTI	293	s.49-sch4	255
			s.52(1)(b)	1
Ergon Energy Corporation Limited	RTI	403	s.49-sch4	278
Motor Accident Insurance Commission	RTI	255	s.49-sch4	55
North Queensland Bulk Ports Corporation	RTI	0	s.52(1)(a)	1
Office of Productivity and Red Tape Reduction ³⁷	RTI	406	full release	
Seqwater	RTI	439	s.49-sch4	18
Sunwater ³⁸	RTI	5,520	sch3(7)	
			s.49-sch4	
Total RTI		13,852		3,325
Queensland Treasury	IP	1,147	s.49-sch4	1,117
Energex Limited	IP	1	full release	
Ergon Energy Queensland Pty Ltd	IP	3	s.49-sch4	1
Motor Accident Insurance Commission	IP	13	full release	
National Injury Insurance Agency, Queensland	IP	3,325	s.49-sch4	267
QSuper Board	IP	2	full release	
Seqwater	IP	416	s.49-sch4	351
Sunwater	IP	102	full release	
Total IP		5,009		1,736
TOTAL		18,861		5,061

Table 4. Number of pages included in a disclosure log - section 8(d) RTI Regulation

PORTFOLIO/AGENCY	Total pages published to disclosure log
Queensland Treasury	4,115
Treasurer and Minister for Infrastructure and Planning ³⁹	50

³⁵ for the period 1 July 2020 to 11 November 2020

³⁶ for the period 12 November 2020 to 30 June 2021

³⁷ formerly Queensland Productivity Commission

³⁸ Given the size and the overlapping grounds for refusal of certain documents, Sunwater was unable to easily identify page numbers for each provision invoked.

³⁹ for the period 1 July 2020 to 11 November 2020

PORTFOLIO/AGENCY	Total pages published to disclosure log
Treasurer and Minister for Investment ⁴⁰	50
Energex Limited	75
Ergon Energy Corporation Limited	137
Motor Accident Insurance Commission	255
Office of Productivity and Red Tape Reduction ⁴¹	406
Seqwater	429
TOTAL	5,517

Table 5. Number of deemed decisions, and decisions taken to have been made on internal review - section 8(e) RTI Regulation or section 6(d) IP Regulation

There were no deemed decisions or decisions taken to have been made at internal review.

Table 6. Number of refusals of amendment - section 6(e) IP Regulation

There were no refusals to amend documents.

Table 7. Number of internal review applications - section 8(f) RTI Regulation or section 6(f) IP Regulation

PORTFOLIO/AGENCY	No. of internal reviews received	Internal review decision (i.e. upheld on review or varied on review)	If decision varied, how?	Exemption
Queensland Treasury Treasurer and Minister for Investment ⁴²	1-RTI	upheld on review		
Ergon Energy Corporation Limited	1-RTI	upheld on review		access granted to documents contrary to the view expressed by the third party that sought review
Total RTI	3			
TOTAL	3			

Table 8. Number of external review applications – section 8(g) RTI Regulation or section 6(g) IP Regulation

PORTFOLIO/AGENCY	No. of external reviews	Type of review	Decision	Act provision
Queensland Treasury	1-RTI	preceding internal review	withdrawn	
	1-RTI	preceding internal review	settled outcome	
	1-RTI	direct	withdrawn	
Ergon Energy Corporation Limited	1-RTI	preceding internal review	upheld on review	

⁴⁰ for the period 12 November 2020 to 30 June 2021

⁴¹ formerly Queensland Productivity Commission

⁴² for the period 12 November 2020 to 30 June 2021

PORTFOLIO/AGENCY	No. of external reviews	Type of review	Decision	Act provision
Sunwater	1-RTI	preceding internal review	no response from the access applicant – OIC closed the external review	
Total RTI	5			
TOTAL	5			

Table 9. Amount of fees and charges received under the RTI Act - section 8(j) RTI Regulation

PORTFOLIO/AGENCY	Application fees received	Processing charges received	Access charges received	Total received
		— \$ —		
Queensland Treasury	1,960.10	5,878.90	0.00	7,839.00
Treasurer and Minister for Infrastructure and Planning ⁴³	51.70	0.00	0.00	51.70
Treasurer and Minister for Investment ⁴⁴	310.20	0.00	0.00	310.20
Energex Limited	257.60	0.00	0.00	257.60
Ergon Energy Corporation Limited	205.90	0.00	0.00	205.90
Gladstone Ports Corporation Limited	50.80	0.00	0.00	50.80
Motor Accident Insurance Commission	51.70	1,394.80	0.00	1,446.50
North Queensland Bulk Ports Corporation	51.70	0.00	0.00	51.70
Office of Productivity and Red Tape Reduction ⁴⁵	99.40	0.00	0.00	99.40
Seqwater	206.80	0.00	0.00	206.80
Sunwater	0.00	1,637.10	0.00	1,637.10
TOTAL	3,245.90	8,910.80	0.00	12,156.70

Table 10. Amount of charges received under the IP Act - section 6(j) IP Regulation

There were no charges received under the IP Act.

⁴³ for the period 1 July 2020 to 11 November 2020

⁴⁴ for the period 12 November 2020 to 30 June 2021

⁴⁵ formerly Queensland Productivity Commission

APPENDIX 30 – Youth Justice

Note:

- On 12 November 2020, the Department of Youth Justice (DYJ) was abolished and its functions transferred to the Department of Children, Youth Justice and Multicultural Affairs (Appendix 5).
- Statistics for the former DYJ for the period 1 July 2020 to 11 November 2020 are included in the tables below.
- Statistics for Youth Justice for the period 12 November 2020 to 30 June 2021 are included in Appendix 5.

Table 1. Number of access applications - section 8(a) RTI Regulation and section 6(a) IP Regulation (including IP amendment applications)

PORTFOLIO/AGENCY	Application type	Received	Transferred	Withdrawn	Finalised 30 June 2021
		— no. —			
Department of Youth Justice	Access-RTI	2	0	0	2
Total RTI Applications		2	0	0	2
Department of Youth Justice	Access-IP	137	0	7	170
Total IP Applications		137	0	7	170
TOTAL APPLICATIONS		139	0	7	172

Table 2. Number of refusals to deal - section 8(b) RTI Regulation and section 6(b) IP Regulation

PORTFOLIO/AGENCY	Provision invoked	No. of times i.e. applications
Department of Youth Justice	s.62 IP	1
Total IP		1
TOTAL		1

Table 3. Number of refusals of access - section 8(c) RTI Regulation and section 6(c) IP Regulation

PORTFOLIO/AGENCY	Application type RTI / IP	Pages considered	Provisions invoked to refuse access	
			invoked	no. of times i.e. pages
Department of Youth Justice	RTI	0	s.55(2)	2
Total RTI		0		2
Department of Youth Justice	IP	41,652	s.49-sch4	4,464
			s.52(1)(a)	19
			s.52(1)(b)	12
			s.53(d)	61
			sch3(12)(1)	5,028
			sch3(7)	27
Total IP		41,652		9,611
TOTAL		41,652		9,613

Table 4. Number of pages included in a disclosure log - section 8(d) RTI Regulation

PORTFOLIO/AGENCY	Total pages published to disclosure log
Department of Youth Justice	850
TOTAL	850

Table 5. Number of deemed decisions, and decisions taken to have been made on internal review - section 8(e) RTI Regulation or section 6(d) IP Regulation

PORTFOLIO/AGENCY	Provision invoked	No. of times
Department of Youth Justice	s.66 IP	1
Total IP		1
TOTAL		1

Table 6. Number of refusals of amendment - section 6(e) IP Regulation

There were no refusals to amend documents.

Table 7. Number of internal review applications - section 8(f) RTI Regulation or section 6(f) IP Regulation

There were no internal review applications.

Table 8. Number of external review applications - section 8(g) RTI Regulation or section 6(g) IP Regulation

There were no external review applications.

Table 9. Amount of fees and charges received under the RTI Act - section 8(j) RTI Regulation

PORTFOLIO/AGENCY	Application fees received	Processing charges received	Access charges received	Total received
		— \$ —		
Department of Youth Justice	205.90	0.00	0.00	205.90
TOTAL	205.90	0.00	0.00	205.90

Table 10. Amount of charges received under the IP Act - section 6(j) IP Regulation

There were no charges received under the IP Act.

APPENDIX 31 – Efforts to further the objects of the RTI Act and IP Act

The tables below summarise the efforts made by State Government agencies during this reporting period which builds on efforts made in the previous year.

Efforts to further the objects of the legislation are required under section 8(k) of the RTI Regulation and section 6(k) of the IP Regulation.

Reference Table

Activity No.	Efforts to further the objects of the RTI Act and IP Act
1	electronic processing of RTI and IP applications using redaction technology
2	use of 'RTIPS' database for recording, tracking and reporting RTI and IP applications
3	use of 'CMS' case management system for recording, tracking and reporting RTI and IP applications
4	use of 'Micro Focus Content Manager' (formerly known as HP TRIM and HPE Records Manager) governance-based enterprise content management system across the agency to assist in meeting external recordkeeping and RTI obligations
5	requests for information entered onto central database for reporting and record management purposes
6	attendance by RTI/IP officers at internal RTI and IP training sessions
7	attendance by RTI/IP officers at external RTI and IP training sessions
8	attendance by Ministerial officers at internal RTI and IP training sessions
9	attendance by Ministerial officers at external RTI and IP training sessions
10	RTI and IP sessions included in induction sessions for new staff
11	ongoing RTI and IP information and training sessions for decision makers
12	online IP training module available to all staff (including ministerial officers) on My HPW Intranet
13	online IP training module available to all staff (including ministerial officers) via Evolve
14	online IP and RTI training modules available to staff (including ministerial officers) on the OIC website
15	staff involvement in the RTI and IP Practitioners' Forums
16	RTI and IP policies, procedures, forms and fact sheets reviewed and amended
17	continued to implement, upgrade and support various administrative access schemes
18	continued to be proactive in the release of agency documents via the publication scheme and the disclosure log
19	conducted a process review to identify opportunities for efficiencies and improved accountability
20	use of correspondence templates in order to promote consistency and allow for more efficient processing of applications
21	officers engaged with applicants early in the processing cycle to clarify requests and offer guidance
22	assistance given to members of the public when making applications or inquiries regarding RTI and IP
23	provided documents to applicants on CD-ROM, USB, hard copy or via email
24	maintained and updated (when required) RTI and IP material on agency's internet, intranet, hyperlinks and whole-of-Government websites
25	OIC decisions regularly broadcast to officers within RTI and Privacy
26	promoted and participated in 'RTI Day'
27	promoted and participated in 'Privacy Awareness Week'

Portfolio	Activities described by the agency
Premier and Cabinet	<p>Department of the Premier and Cabinet (DPC)</p> <ul style="list-style-type: none"> activity numbers 1, 2, 4-11 and 14-27 apply <p>Premier and Minister for Trade Assistant Minister to the Premier for Veterans' Affairs and COVID Economic Recovery⁴⁶</p> <ul style="list-style-type: none"> activity numbers 1, 2, 4-11 and 14-27 apply a majority of the activities listed for the Premier and Minister for Trade's office are provided by DPC <p>ANZAC Day Trust⁴⁷</p> <ul style="list-style-type: none"> activity numbers 4 and 10 apply <p>Public Service Commission (PSC)</p> <ul style="list-style-type: none"> activity numbers 1, 2, 4-7, 10, 11 and 14-27 apply ongoing RTI and IP information and training sessions for decision makers – using iLearn a majority of the activities listed for the PSC are provided by DPC

⁴⁶ for the period 12 November 2020 to 30 June 2021

⁴⁷ On 12 November 2020, support to the Anzac Day Trust was transferred from the Department of Education to the Department of the Premier and Cabinet.

Portfolio	Activities described by the agency
	<p>Queensland Audit Office</p> <ul style="list-style-type: none"> activity numbers 1, 5-7, 10, 11, 15-18 and 20-27 apply online IP training module available to all officers <p>Queensland Independent Remuneration Tribunal</p> <ul style="list-style-type: none"> activity numbers 10, 18 and 24 apply the Tribunal has delegated administration of RTI and IP matters to the Director-General, DPC <p>Office of the Queensland Integrity Commissioner</p> <ul style="list-style-type: none"> activity numbers 4, 10, 14, 17, 18, 20, 22, 26 and 27 apply <p>Office of the Queensland Parliamentary Counsel (OQPC)</p> <ul style="list-style-type: none"> activity numbers 1, 2, 4-7, 10, 11 and 14-27 apply RTI and IP applications are managed by DPC under an Instrument of Delegation a majority of the activities listed for OQPC are provided by DPC <p>Trade and Investment Queensland (TIQ)</p> <ul style="list-style-type: none"> activity numbers 1, 2, 5-7, 11, 14-25 and 27 apply requests for information managed through the Microsoft Planner to assign tasks and decisions to relevant roles across TIQ online IP and RTI training modules available to TIQ officers through ELMO, the Learning Management Systems, and also via the OIC website RTI and IP application request process reviewed with some improvements made in recording requests and assigning tasks and decisions to relevant officers a majority of the activities listed for TIQ are provided by DPC
Aboriginal and Torres Strait Islander Partnerships	<p>Department of Aboriginal and Torres Strait Islander Partnerships</p> <p>Activities applicable to the Department and Minister for Aboriginal and Torres Strait Islander Partnerships</p> <ul style="list-style-type: none"> activity numbers 1, 6, 10, 11 and 14-27 apply use of Resolve case management system for recording, tracking and reporting RTI and IP applications
Agriculture and Fisheries	<p>Department of Agriculture and Fisheries</p> <p>Activities applicable to – Department of Agriculture and Fisheries Minister for Agricultural Industry Development and Fisheries⁴⁸ Minister for Agricultural Industry Development and Fisheries and Minister for Rural Communities⁴⁹</p> <ul style="list-style-type: none"> activity numbers 1, 2, 5-7, 9-11 and 14-27 apply <p>Queensland Racing Integrity Commission</p> <ul style="list-style-type: none"> activity numbers 1, 2, 5-7, 9, 11, 14-16, 18, 19 and 21-26 apply <p>Queensland Rural and Industry Development Authority</p> <ul style="list-style-type: none"> activity numbers 1, 3, 7, 10, 11 and 14-27 apply <p>Safe Food Production Queensland</p> <ul style="list-style-type: none"> activity numbers 5, 16-19 and 21-24 apply
Children, Youth Justice and Multicultural Affairs	<p>Department of Children, Youth Justice and Multicultural Affairs</p> <p>Activities applicable to the Department and Minister for Children and Youth Justice and Minister for Multicultural Affairs</p> <ul style="list-style-type: none"> activity numbers 1, 6, 10, 11 and 14-27 apply use of Resolve case management system for recording, tracking and reporting RTI and IP applications
Child Safety, Youth and Women	<p>Department of Child Safety, Youth and Women</p> <p>Activities applicable to the Department and Minister for Child Safety, Youth and Women and Minister for the Prevention of Domestic and Family Violence</p> <ul style="list-style-type: none"> activity numbers 1, 6, 10, 11 and 14-27 apply use of Resolve case management system for recording, tracking and reporting RTI and IP applications

⁴⁸ for the period 1 July 2020 to 11 November 2020

⁴⁹ for the period 12 November 2020 to 30 June 2021

Portfolio	Activities described by the agency
Communities, Disability Services and Seniors	<p>Department of Communities, Disability Services and Seniors</p> <p>Activities applicable to the Department and Minister for Communities and Minister for Disability Services and Seniors</p> <ul style="list-style-type: none"> activity numbers 1, 6, 10, 11 and 14-27 apply use of Resolve case management system for recording, tracking and reporting RTI and IP applications
Communities, Housing and Digital Economy	<p>Department of Communities, Housing and Digital Economy</p> <ul style="list-style-type: none"> activity numbers 1, 2, 4-8, 10-12 and 14-27 apply <p>Minister for Communities and Housing, Minister for Digital Economy and Minister for the Arts</p> <ul style="list-style-type: none"> activity numbers 1, 2, 4-8, 10-12, 14 and 16-27 apply <p>Queensland Art Gallery/Gallery of Modern Art</p> <ul style="list-style-type: none"> activity numbers 1, 4, 5, 16, 18 and 20-24 apply <p>Queensland Museum Network</p> <ul style="list-style-type: none"> activity numbers 4-7, 10, 11 and 14-25 apply <p>Queensland Theatre</p> <ul style="list-style-type: none"> activity number 5 applies <p>Residential Tenancies Authority</p> <ul style="list-style-type: none"> activity numbers 1, 5 and 14-26 apply <p>State Library of Queensland</p> <ul style="list-style-type: none"> activity numbers 1, 10, 20, 21, 23, 24, 26 and 27 apply use of RecFind 6 eDRMS program across the agency to assist in meeting external recordkeeping and RTI obligations
Corrective Services	<p>Queensland Corrective Services</p> <p>Activities applicable to –</p> <p>Queensland Corrective Services Minister for Corrective Services Parole Board Queensland</p> <ul style="list-style-type: none"> activity numbers 1, 3, 5, 6, 10, 11 and 14-27 apply
Education	<p>Department of Education</p> <p>Activities applicable to –</p> <p>Department of Education Minister for Education and Minister for Industrial Relations⁵⁰ Minister for Education, Minister for Industrial Relations and Minister for Racing⁵¹ Assistant Minister for Education Non-State Schools Accreditation Board Office of Racing</p> <ul style="list-style-type: none"> activity numbers 1, 3-7, 10, 11 and 14-27 apply training module 'Keys to Managing Information' available to staff when completing mandatory online induction <p>Queensland College of Teachers</p> <ul style="list-style-type: none"> activity numbers 1, 2, 4-7, 10-12, 14, 17-19, 21-25 and 27 apply <p>Queensland Curriculum and Assessment Authority</p> <ul style="list-style-type: none"> activity numbers 1, 4, 6, 7, 10, 11 and 14-27 apply <p>Racing Queensland Board</p> <ul style="list-style-type: none"> activity numbers 5, 6, 16, 17 and 20-25 apply <p>Central Queensland University</p> <ul style="list-style-type: none"> activity numbers 1, 4, 5, 7, 14, 16-25 and 27 apply <p>Griffith University</p> <ul style="list-style-type: none"> activity numbers 1, 3-7, 11 and 14-27 apply <p>James Cook University</p> <ul style="list-style-type: none"> activity numbers 1, 2, 4, 5, 10, 11, 14 and 17-27 apply

⁵⁰ for the period 1 July 2020 to 11 November 2020

⁵¹ for the period 12 November 2020 to 30 June 2021

Portfolio	Activities described by the agency
	<p>Queensland University of Technology</p> <ul style="list-style-type: none"> activity numbers 1, 3-5, 7, 10, 14-18 and 20-27 apply <p>University of Queensland</p> <ul style="list-style-type: none"> activity numbers 1, 4, 5, 7, 10 and 15-25 apply <p>University of Southern Queensland</p> <ul style="list-style-type: none"> activity numbers 5, 7, 10, 14 and 17-24 apply use of 'Content Manager' for recording, tracking and reporting RTI and IP applications regular reporting to Audit and Risk Committee <p>University of the Sunshine Coast</p> <ul style="list-style-type: none"> activity numbers 1, 5-7, 15-18 and 20-27 apply <p>Office of Industrial Relations (including Office of Work Health and Safety Prosecutor and Queensland Industrial Relations Commission)</p> <ul style="list-style-type: none"> activity numbers 1, 3, 5-7, 10, 11 and 14-27 apply increased use of Quatrix to provide documents to applicants <p>QLeave</p> <ul style="list-style-type: none"> activity numbers 4, 5, 10, 11, 14, 18-21, 23, 26 and 27 apply <p>WorkCover Queensland</p> <ul style="list-style-type: none"> activity numbers 1, 5-7, 10, 11, 14 and 16-27 apply
Employment, Small Business and Training	<p>Department of Employment, Small Business and Training</p> <p>Activities applicable to the Department and Minister for Employment and Small Business and Minister for Training and Skills Development</p> <ul style="list-style-type: none"> activity numbers 1, 2, 5-7, 9-11 and 14-27 apply <p>Jobs Queensland</p> <ul style="list-style-type: none"> activity numbers 4, 10-12 and 20 apply <p>Queensland Training Ombudsman</p> <ul style="list-style-type: none"> activity numbers 4, 14 and 24 apply <p>TAFE Queensland Board</p> <ul style="list-style-type: none"> activity numbers 1, 2, 4-6, 10 and 14-27 apply
Energy and Public Works	<p>Department of Energy and Public Works</p> <ul style="list-style-type: none"> activity numbers 1, 2, 4-8, 10-12 and 14-27 apply <p>Minister for Energy, Renewables and Hydrogen and Minister for Public Works and Procurement</p> <ul style="list-style-type: none"> activity numbers 1, 2, 4-8, 10-12, 14 and 17-27 apply <p>Board of Architects of Queensland</p> <ul style="list-style-type: none"> activity numbers 1, 5-7, 10, 11, 14, 17, 18 and 20-25 apply <p>Board of Professional Engineers of Queensland</p> <ul style="list-style-type: none"> activity numbers 1, 7, 15, 18 and 20-23 apply <p>Queensland Building and Construction Commission (QBCC)</p> <ul style="list-style-type: none"> activity numbers 1, 5-7, 10, 11 and 14-27 apply use of Salesforce case management system for recording, tracking and reporting RTI and IP applications use of HP Content Manager (Enterprise Content Management) across the agency to assist in meeting external recordkeeping and RTI obligations online IP training module available to all staff on QBCC's Learning and Development shared site provided documents to applicants via OneDrive
Environment and Science	<p>Department of Environment and Science</p> <p>Activities applicable to – Department of Environment and Science Minister for Environment and the Great Barrier Reef, Minister for Science and Minister for the Arts⁵²</p>

⁵² for the period 1 July 2020 to 11 November 2020

Portfolio	Activities described by the agency
	<p>Minister for Environment and the Great Barrier Reef and Minister for Science and Youth Affairs⁵³</p> <ul style="list-style-type: none"> activity numbers 1, 2, 5-11 and 14-27 apply <p>Land Restoration Fund Investment Panel</p> <ul style="list-style-type: none"> activity numbers 10 and 27 apply
Fire and Emergency Services	<p>Queensland Fire and Emergency Services</p> <p>Activities applicable to the Department and Minister for Fire and Emergency Services</p> <ul style="list-style-type: none"> activity numbers 1, 2, 5, 6, 10, 11, 13, 14 and 16-27 apply
Health	<p>Queensland Health</p> <p>Activities applicable to the Department and Minister for Health and Ambulance Services</p> <ul style="list-style-type: none"> activity numbers 1, 3-5, 10, 14-24, 26 and 27 apply <p>Cairns and Hinterland Hospital and Health Service</p> <ul style="list-style-type: none"> activity numbers 1, 5-7, 10 and 14-27 apply <p>Central Queensland Hospital and Health Service</p> <ul style="list-style-type: none"> activity numbers 1, 4-6, 10, 11 and 14-27 apply use of Microsoft Excel spreadsheets for recording, tracking and reporting RTI and IP applications OIC training completed by officers as required <p>Central West Hospital and Health Service</p> <ul style="list-style-type: none"> activity numbers 1, 5, 10, 14-18 and 20-27 apply officers participate in regular Network Team meetings <p>Children's Health Queensland Hospital and Health Service</p> <ul style="list-style-type: none"> activity numbers 1, 2, 5-7, 10, 11 and 14-27 apply <p>Darling Downs Hospital and Health Service</p> <ul style="list-style-type: none"> activity numbers 1, 5-7, 10, 11, 14-25 and 27 apply <p>Gold Coast Hospital and Health Service</p> <ul style="list-style-type: none"> activity numbers 1, 2, 4, 6, 7, 11, 14-16, 18-20 and 22-27 apply <p>Mackay Hospital and Health Service</p> <ul style="list-style-type: none"> activity numbers 1, 4, 5, 7 and 14-27 apply <p>Metro North Hospital and Health Service Caboolture and Kilcoy Hospitals and Woodford Prison</p> <ul style="list-style-type: none"> activity numbers 1, 5, 6, 10, 11 and 14-27 apply <p>Redcliffe Hospital</p> <ul style="list-style-type: none"> activity numbers 1, 5-7, 11, 14 and 16-27 apply <p>Royal Brisbane and Women's Hospital</p> <ul style="list-style-type: none"> activity numbers 1, 5-7, 10, 11 and 14-27 apply <p>The Prince Charles Hospital</p> <ul style="list-style-type: none"> activity numbers 1, 5-7, 14 and 16-27 apply <p>Metro South Hospital and Health Service Bayside - Redland Hospital</p> <ul style="list-style-type: none"> activity numbers 1, 10, 11, 14, 16-18, 21-23 and 25 apply <p>Logan-Beaudesert Hospitals</p> <ul style="list-style-type: none"> activity numbers 1, 5 and 12-27 apply <p>Princess Alexandra Hospital</p> <ul style="list-style-type: none"> activity numbers 1, 5, 10, 11 and 14-27 apply use of Respond v3.8 for recording, tracking and reporting RTI and IP applications creation of an Access Application Kit to assist consumers use of 'Kiteworks' for the release of documents via secure email transfer

⁵³ for the period 12 November 2020 to 30 June 2021

Portfolio	Activities described by the agency
	<p>Queen Elizabeth II Jubilee Hospital</p> <ul style="list-style-type: none"> activity numbers 1, 5, 10, 11 and 14-27 apply use of Respond v3.8 for recording, tracking and reporting RTI and IP applications use of 'Kiteworks' for the release of documents via secure email transfer <p>North West Hospital and Health Service</p> <ul style="list-style-type: none"> activity numbers 1, 5, 17 and 19-24 apply <p>South West Hospital and Health Service</p> <ul style="list-style-type: none"> activity numbers 1, 5-7, 10, 11, 14-25 and 27 apply <p>Sunshine Coast Hospital and Health Service</p> <ul style="list-style-type: none"> activity numbers 1, 5-7 and 14-27 apply use of 'Kiteworks' for the release of documents via secure email transfer <p>Torres and Cape Hospital and Health Service</p> <ul style="list-style-type: none"> activity numbers 1, 4, 5, 7, 14-25 and 27 apply <p>Townsville Hospital and Health Service</p> <ul style="list-style-type: none"> activity numbers 1, 5-7, 10, 11 and 14-27 apply <p>West Moreton Hospital and Health Service</p> <ul style="list-style-type: none"> activity numbers 1, 2, 5-7, 10-12, 14-17 and 19-27 apply <p>Wide Bay Hospital and Health Service <i>Bundaberg and Rural</i> <i>Fraser Coast</i></p> <ul style="list-style-type: none"> activity numbers 1 and 14-27 apply <p>Mental Health Review Tribunal</p> <ul style="list-style-type: none"> activity numbers 1, 5, 15-19, 21, 23 and 25 apply <p>Office of the Health Ombudsman</p> <ul style="list-style-type: none"> activity numbers 1, 4-7, 10, 11, 14-17 and 19-27 apply
Housing and Public Works	<p>Department of Housing and Public Works</p> <ul style="list-style-type: none"> activity numbers 1, 2, 4-8, 10-12 and 14-27 apply <p>Minister for Housing and Public Works, Minister for Digital Technology and Minister for Sport</p> <ul style="list-style-type: none"> activity numbers 1, 2, 4-8, 10-12, 14 and 17-27 apply
Justice and Attorney-General	<p>Department of Justice and Attorney-General</p> <p>Activities applicable to – Department of Justice and Attorney-General Attorney-General and Minister for Justice⁵⁴ Attorney-General and Minister for Justice, Minister for Women and Minister for the Prevention of Domestic and Family Violence⁵⁵</p> <ul style="list-style-type: none"> activity numbers 1, 3, 5-7, 10, 11 and 13-27 apply developed a Privacy Handbook and several Privacy screensavers which were rolled out across the department <p>Crime and Corruption Commission (CCC)</p> <ul style="list-style-type: none"> activity numbers 1, 2, 4, 5, 7, 10, 11, 14 and 16-27 apply online IP training module available to all officers on the CCC intranet <p>Electoral Commission of Queensland</p> <ul style="list-style-type: none"> activity numbers 1, 5, 6, 10, 11, 14, 15, 17, 18, 20-24, 26 and 27 apply SharePoint and RecFind used as primary records management databases RTI module incorporated in MyCareer training for participation by all staff <p>Legal Aid Queensland (LAQ)</p> <ul style="list-style-type: none"> activity numbers 1, 4-7, 10, 11 and 14-27 apply LAQ encourages the use of an Administrative Access Scheme as a first option for applicants and promotes this scheme throughout the agency assist staff to identify matters that may be processed administratively using formal RTI and IP mechanisms as a last resort

⁵⁴ for the period 1 July 2020 to 11 November 2020

⁵⁵ for the period 12 November 2020 to 30 June 2021

Portfolio	Activities described by the agency
	<p>Legal Practitioners Admission Board</p> <ul style="list-style-type: none"> activity numbers 5, 10, 11, 14, 16-18 and 20-24 apply <p>Legal Services Commission</p> <ul style="list-style-type: none"> activity numbers 1, 3, 5, 6, 10, 13, 16-18 and 20-25 apply implementation of a disclosure log and publication scheme <p>Office of the Director of Child Protection Litigation</p> <ul style="list-style-type: none"> activity numbers 13, 24, 26 and 27 apply online RTI training modules available to officers via Evolve <p>Office of the Public Advocate</p> <ul style="list-style-type: none"> activity numbers 4, 10, 13 and 24 apply <p>Office of the Public Guardian (OPG)</p> <ul style="list-style-type: none"> activity numbers 1, 3, 5, 10, 11, 13, 14, 16, 17, 19-24 and 27 apply officer worked with each office to promote measures to protect privacy, including officers locking their computers when away from their desks and reported these findings to DJAG OPG Practice Direction: Responding to High Priority External Requests for Information - updated streamlined workflows for processing information requests through the Corporate and Legal Practice Team developed a training module/presentation for future delivery to officers to support knowledge of the RTI and IP Acts and processes for responding to information requests <p>Office of the Public Trustee</p> <ul style="list-style-type: none"> activity numbers 1, 5, 7, 10, 14-18 and 21-27 apply online IP training module available to all officers via the Public Trustee Learning Gateway as part of the Office of the Public Trustee's Annual Mandatory Compliance Program online IP training module being revisited to include OIC's audit recommendations <p>Office of the Queensland Ombudsman</p> <ul style="list-style-type: none"> activity numbers 1, 3, 5-7, 10, 11, 14, 16-18 and 20-25 apply <p>Queensland Family and Child Commission</p> <ul style="list-style-type: none"> activity numbers 4, 5, 10, 16 and 24 apply mandatory IP and RTI training courses via Electronic Learning Management System (ELMO) <p>Queensland Human Rights Commission</p> <ul style="list-style-type: none"> activity numbers 1, 5, 7, 10, 11, 14, 15, 17, 18 and 21-24 apply <p>Queensland Law Reform Commission</p> <ul style="list-style-type: none"> activity numbers 7, 13, 16, 22, 24 and 27 apply <p>Queensland Law Society</p> <ul style="list-style-type: none"> activity numbers 1, 5-7, 10, 11, 14 and 16-27 apply <p>Queensland Sentencing Advisory Council (QSAC)</p> <ul style="list-style-type: none"> activity numbers 13, 14 and 24 apply updated the Publication Scheme on the QSAC website
Local Government, Racing and Multicultural Affairs	<p>Department of Local Government, Racing and Multicultural Affairs</p> <p>Activities applicable to the Department and Minister for Local Government, Minister for Racing and Minister for Multicultural Affairs</p> <ul style="list-style-type: none"> activity numbers 1, 2, 4, 5, 7, 11 and 14-27 apply
Natural Resources, Mines and Energy	<p>Department of Natural Resources, Mines and Energy</p> <p>Activities applicable to the Department and Minister for Natural Resources, Mines and Energy⁵⁶</p> <ul style="list-style-type: none"> activity numbers 1, 2, 5-7, 9-11 and 14-27 apply <p>Glamorgan Vale Water Board</p> <ul style="list-style-type: none"> activity numbers 5, 10, 16 and 21-23 apply

⁵⁶ for the period 1 July 2020 to 11 November 2020

Portfolio	Activities described by the agency
	<p>Central SEQ Distributor – Retailer Authority (Queensland Urban Utilities)⁵⁷</p> <ul style="list-style-type: none"> activity numbers 1, 4-7, 11, 14-17 and 19-27 apply <p>Northern SEQ Distributor – Retailer Authority (Unitywater)</p> <ul style="list-style-type: none"> activity numbers 1, 4-7, 11, 14-17 and 19-27 apply <p>Valuers Registration Board of Queensland</p> <ul style="list-style-type: none"> activity numbers 6, 10, 11, 14-16, 20-24, 26 and 27 apply
Police Service	<p>Queensland Police Service</p> <p>Activities applicable to the Department and Minister for Police</p> <ul style="list-style-type: none"> activity numbers 1, 2, 5, 10, 11, 14, 15, 17, 18, 20-23 and 25-27 apply
Public Safety Business Agency	<p>Public Safety Business Agency</p> <p>Activities applicable to the Public Safety Business Agency and Office of the Inspector-General Emergency Management</p> <ul style="list-style-type: none"> activity numbers 1, 2, 5, 14 and 16-27 apply
Regional Development and Manufacturing	<p>Department of Regional Development and Manufacturing</p> <p>Activities applicable to the Department and Minister for Regional Development and Manufacturing</p> <ul style="list-style-type: none"> activity numbers 1, 2, 4, 5, 7, 11 and 14-25 apply
Regional Development, Manufacturing and Water	<p>Department of Regional Development, Manufacturing and Water</p> <p>Activities applicable to –</p> <p>Department of Regional Development, Manufacturing and Water⁵⁸ Minister for Regional Development and Manufacturing and Minister for Water⁵⁹</p> <ul style="list-style-type: none"> activity numbers 1, 2, 4, 5, 7, 11 and 14-25 apply <p>Activities applicable to –</p> <p>Department of Regional Development, Manufacturing and Water⁶⁰ Minister for Regional Development and Manufacturing and Minister for Water⁶¹</p> <ul style="list-style-type: none"> activity numbers 1, 2, 5-7, 9-11 and 14-27 apply <p>Central SEQ Distributor - Retailer Authority (Queensland Urban Utilities)⁶²</p> <ul style="list-style-type: none"> activity numbers 1, 4-7, 11, 14-17 and 19-27 apply <p>Energy and Water Ombudsman Queensland (EWOQ)</p> <ul style="list-style-type: none"> activity numbers 1, 4-7, 10, 11 and 14-27 apply use of Resolve case management system for recording, tracking and reporting RTI and IP applications
Resources	<p>Department of Resources</p> <p>Activities applicable to the Department and Minister for Resources</p> <ul style="list-style-type: none"> activity numbers 1, 2, 5-7, 9-11 and 14-27 apply <p>GasFields Commission Queensland</p> <ul style="list-style-type: none"> activity numbers 19 and 27 apply use of SharePoint as a recordkeeping tool and to assist with alignment of recordkeeping and classification standards RTI and IP information and training sessions for decision makers planned for key personnel during 2021/22 financial year <p>Resources Safety and Health Queensland</p> <ul style="list-style-type: none"> activity numbers 1, 2, 5-7, 9-11 and 14-27 apply
Seniors, Disability Services and Aboriginal and Torres Strait Islander Partnerships	<p>Department of Seniors, Disability Services and Aboriginal and Torres Strait Islander Partnerships</p> <p>Activities applicable to the Department and Minister for Seniors and Disability Services and Minister for Aboriginal and Torres Strait Islander Partnerships</p> <ul style="list-style-type: none"> activity numbers 1, 6, 10, 11 and 14-27 apply use of Resolve case management system for recording, tracking and reporting RTI and IP applications

⁵⁷ for the period 1 July 2020 to 11 November 2020

⁵⁸ for the period 1 July 2020 to 11 November 2020

⁵⁹ for the period 1 July 2020 to 11 November 2020

⁶⁰ for the period 12 November 2020 to 30 June 2021

⁶¹ for the period 12 November 2020 to 30 June 2021

⁶² for the period 12 November 2020 to 30 June 2021

Portfolio	Activities described by the agency
State Development, Infrastructure, Local Government and Planning	<p>Community Enterprise Queensland Board</p> <ul style="list-style-type: none"> activity numbers 3, 6, 10, 11, 16, 22 and 23 apply <p>Family Responsibilities Commission</p> <ul style="list-style-type: none"> activity numbers 10, 11, 16, 18 and 24 apply online IP training module available to all officers
	<p>Department of State Development, Infrastructure, Local Government and Planning</p> <p>Activities applicable to the Department and Deputy Premier and Minister for State Development, Infrastructure, Local Government and Planning</p> <ul style="list-style-type: none"> activity numbers 1, 2, 4, 5, 7, 11 and 14-27 apply <p>Assistant Minister for Local Government</p> <ul style="list-style-type: none"> activity numbers 1, 2, 5, 7, 11 and 14-27 apply <p>Building Queensland</p> <ul style="list-style-type: none"> activity numbers 1, 2, 4, 5, 7, 11 and 14-25 apply <p>Councillor Conduct Tribunal</p> <ul style="list-style-type: none"> activity numbers 18, 26 and 27 apply <p>Office of the Independent Assessor</p> <ul style="list-style-type: none"> activity numbers 1, 2, 4-7, 10, 11, 14-17 and 19-25 apply <p>North Queensland Defence Advisory Board</p> <ul style="list-style-type: none"> activity number 4 applies <p>Queensland Deputy Premier's Advisory Council on Defence Industry and Jobs</p> <ul style="list-style-type: none"> activity number 4 applies <p>Queensland Reconstruction Authority</p> <ul style="list-style-type: none"> activity numbers 1, 2, 4, 10, 11, 14-18, 20-22, 24, 25 and 27 apply online IP training module available to all officers via Elmo <p>South Bank Corporation Board</p> <ul style="list-style-type: none"> activity numbers 4, 12 and 16 apply <p>South Queensland Defence Advisory Board</p> <ul style="list-style-type: none"> activity number 4 applies <p>The Coordinator-General</p> <ul style="list-style-type: none"> activity numbers 1, 2, 4, 5, 7, 11 and 14-27 apply <p>Townsville Industrial Development Board</p> <ul style="list-style-type: none"> activity number 4 applies <p>Balonne Shire Council</p> <ul style="list-style-type: none"> activity numbers 1-3, 5-12, 14 and 16-27 apply <p>Banana Shire Council</p> <ul style="list-style-type: none"> activity numbers 5-7, 10, 11, 14, 16-18 and 20-24 apply <p>Barcaldine Regional Council</p> <ul style="list-style-type: none"> activity numbers 1, 5, 16, 20-24 and 27 apply <p>Barcoo Shire Council</p> <ul style="list-style-type: none"> activity number 5 applies <p>Boulia Shire Council</p> <ul style="list-style-type: none"> activity numbers 5, 10, 14, 16-18, 22, 24, 25 and 27 apply <p>Brisbane City Council</p> <ul style="list-style-type: none"> activity numbers 1, 2, 4-7, 10, 11 and 14-27 apply <p>Bulloo Shire Council</p> <ul style="list-style-type: none"> activity numbers 5, 11, 14, 16-24, 26 and 27 apply requests for information recorded on 'MagiQ' eDRMS program for reporting and record management purposes

Bundaberg Regional Council

- activity numbers 1, 5, 6, 10, 11 and 14-27 apply
- use of Objective to record, track and report on access applications

Burdekin Shire Council

- activity numbers 1, 4, 5, 10, 14, 16, 18 and 20-24 apply

Burke Shire Council

- activity numbers 5, 10, 11, 16 and 20-23 apply

Cairns Regional Council

- activity numbers 1, 5-7, 10, 11 and 14-27 apply
- use of DM16 eDRMS program across the agency to assist in meeting external recordkeeping and RTI obligations

Cassowary Coast Regional Council

- activity numbers 1, 5, 10, 11, 14 and 16-27 apply

Central Highlands Regional Council

- activity numbers 1, 5-7, 11, 14 and 16-24, 26 and 27 apply
- use of ECM – TechOne product for recording, tracking and reporting RTI and IP applications
- use of OneDrive to provide released documents to applicants

Charters Towers Regional Council

- activity numbers 5, 6, 10, 11, 14, 17, 18, 20-25 and 27 apply

Cherbourg Aboriginal Shire Council

- activity numbers 1, 2, 21-25 and 27 apply

City of Gold Coast

- activity numbers 1, 5, 10, 14, 16-18 and 20-25 apply

Cloncurry Shire Council

- activity numbers 12, 16 and 18-25 apply

Cook Shire Council

- activity numbers 1, 3-5, 14, 17 and 19-25 apply

Croydon Shire Council

- activity numbers 5, 10, 14, 17, 18, 20-25 and 27 apply
- requests for information recorded on 'MagiQ' eDRMS program for reporting and record management purposes

Diamantina Shire Council

- activity numbers 5, 10, 11, 14, 16-19 and 24-27 apply

Douglas Shire Council

- activity numbers 5-7, 11, 14-18 and 20-27 apply
- requests for information entered into Info Expert for reporting and record management purposes
- provided released documents to applicants on USB and via email and drop box

Etheridge Shire Council

- activity numbers 5, 16-18 and 20-24 apply

Flinders Shire Council

- activity numbers 4, 5, 14 and 16-25 apply

Fraser Coast Regional Council

- activity numbers 1, 5, 7, 10-15, 17-24 and 27 apply

Gladstone Regional Council

- activity numbers 1, 4, 5, 7, 10, 11, 15-17 and 19-26 apply
- use of Excel spreadsheet (registered in eDRMS) for recording, tracking and reporting RTI and IP applications
- continued to be proactive in the release of agency documents via the Publication Scheme

Goondiwindi Regional Council

- activity numbers 1, 5, 14-16, 18 and 20-24 apply

Gympie Regional Council

- activity numbers 2, 3, 5, 7, 11, 16-23 and 25 apply

Hinchinbrook Shire Council

- activity numbers 1, 5-7, 10, 11, 14 and 16-27 apply

Hope Vale Aboriginal Shire Council

- activity number 16 applies

Ipswich City Council

- activity numbers 1, 5, 6, 10, 11, 14 and 16-27 apply

Isaac Regional Council

- activity numbers 1, 5, 10, 11, 14, 16-18, 20, 22, 24, 26 and 27 apply

Livingstone Shire Council

- activity numbers 1, 5-7, 10, 11, 14-17 and 19-27 apply
- use of 'Pathways' system and ECM software to record, track and report RTI and IP applications
- continued to be proactive in the release of agency documents via the Publication Scheme

Lockhart River Aboriginal Shire Council

- activity numbers 10, 16, 22 and 23 apply

Lockyer Valley Regional Council

- activity numbers 1, 5-7, 10, 11 and 14-27 apply
- use of 'Technology One' ECM software to assist in meeting external recordkeeping and RTI obligations

Logan City Council

- activity numbers 1, 2, 5-7, 10, 11 and 14-27 apply
- customer service scripting updated to improve administrative access options

Longreach Regional Council

- activity numbers 5, 10, 14, 16 and 18-25 apply

Mackay Regional Council

- activity numbers 1, 5-7, 10-12 and 14-27 apply
- use of ECM (Ci Anywhere) for recordkeeping obligations
- online IP training module available to all officers via Skill Soft

Mapoon Aboriginal Shire Council

- activity numbers 5, 11, 17, 18, 22, 24 and 25 apply
- released documents are provided to applicants via hard copy or email

Maranoa Regional Council

- activity numbers 1, 14 and 17-24 apply

Mareeba Shire Council

- activity numbers 1, 4, 5, 14-18 and 20-25 apply

McKinlay Shire Council

- activity numbers 5, 16, 18, 24 and 25 apply

Moreton Bay Regional Council

- activity numbers 1, 7, 10, 11, 14-17 and 19-27 apply

Mount Isa City Council

- activity numbers 10-24 apply

Noosa Council

- activity numbers 1, 5-7, 10, 11, 14-25 and 27 apply

North Burnett Regional Council

- activity numbers 1, 5, 10, 11, 13, 14 and 17-27 apply

Portfolio**Activities described by the agency****Northern Peninsula Area Regional Council**

- activity number 4 applies

Palm Island Aboriginal Shire Council

- Council is undertaking a review of all policies, including those related to RTI and public interest disclosure

Paroo Shire Council

- activity numbers 4, 5, 7, 10, 14, 17, 18 and 21-24 apply

Quilpie Shire Council

- activity numbers 5, 6, 10, 11, 14, 16, 20-24, 26 and 27 apply
- requests for information recorded on 'MagiQ' eDRMS program for reporting and record management purposes

Redland City Council

- activity numbers 1, 2, 4-7, 10, 11, 14 and 16-27 apply
- use of 'Objective' eDRMS program across the agency to assist in meeting external recordkeeping and RTI obligations
- development of new Customer Contact Centre employee training

Rockhampton Regional Council

- activity numbers 1, 2, 4, 7, 10, 11, 14, 16-18 and 20-27 apply

Scenic Rim Regional Council

- activity numbers 1, 5, 20 and 27 apply

Somerset Regional Council

- activity numbers 5-7, 10, 11, 15-24 and 27 apply

South Burnett Regional Council

- activity numbers 1, 5, 6, 10, 11, 14, 16-25 and 27 apply
- use of 'Technology One' for recording, tracking and reporting RTI and IP applications
- use of ECM software to assist in meeting external recordkeeping and RTI obligations

Southern Downs Regional Council

- activity numbers 1, 5, 6, 11, 14, 17, 18, 20-23 and 25 apply

Sunshine Coast Regional Council

- activity numbers 1, 2, 4, 5, 10, 12, 14, 16-25 and 27 apply
- online IP training module available to officers on the Intranet/People Hub (HR system)

Tablelands Regional Council

- activity numbers 1, 5-8, 10, 11 and 14-27 apply

Toowoomba Regional Council

- activity numbers 1, 5, 16-18, 20-25 and 27 apply

Torres Shire Council

- activity numbers 5, 10, 11, 14, 16, 17, 19-22, 24 and 25 apply

Torres Strait Island Regional Council

- activity numbers 5, 16, 17 and 20-23 apply

Townsville City Council

- activity numbers 1, 5-7, 11 and 14-27 apply
- use of purpose-built database ServiceNow for recording, tracking and reporting RTI and IP applications
- new administrative access scheme delivered
- use of OneDrive links to provide released documents to applicants in circumstances where the files are too large to email to applicants

Western Downs Regional Council

- activity numbers 1, 4-6, 10, 11, 14, 16, 18 and 20-24 apply
- use of ECM (Ci Anywhere) to assist in meeting external recordkeeping and RTI obligations

Portfolio	Activities described by the agency
	<p>Winton Shire Council</p> <ul style="list-style-type: none"> activity numbers 5, 14, 16, 17, 20-24 apply <p>Wujal Wujal Aboriginal Shire Council</p> <ul style="list-style-type: none"> activity numbers 5, 16 and 20 apply requests for information recorded on 'MagiQ' eDRMS program for reporting and record management purposes
State Development, Tourism and Innovation	<p>Department of State Development, Tourism and Innovation</p> <ul style="list-style-type: none"> activity numbers 1, 2, 4, 5, 7, 10, 11 and 14-26 apply <p>Minister for State Development, Tourism and Innovation</p> <ul style="list-style-type: none"> activity numbers 1, 2, 4, 5, 7, 8, 10, 11 and 14-25 apply
Tourism, Innovation and Sport	<p>Department of Tourism, Innovation and Sport</p> <ul style="list-style-type: none"> activity numbers 1, 2, 4, 5, 7, 10, 11 and 13-27 apply online IP training was available to officers through Learnworx⁶³ online IP training was available to officers through iLearn⁶⁴ ministerial officers have access to online OIC training which supplements training they receive during their induction <p>Minister for Tourism Industry Development and Innovation and Minister for Sport</p> <ul style="list-style-type: none"> activity numbers 1, 2, 4, 5, 7, 8, 10, 11 and 14-25 apply <p>Assistant Minister for Tourism Industry Development</p> <ul style="list-style-type: none"> activity numbers 1, 2, 4, 5, 7, 8, 10, 11 and 14-25 apply <p>Stadiums Queensland</p> <ul style="list-style-type: none"> activity numbers 1, 4-6, 10, 11, 16-18, 20-24 and 27 apply <p>Tourism and Events Queensland</p> <ul style="list-style-type: none"> activity numbers 1, 4, 5, 7, 10, 11, 14, 17, 18, 20-22 and 24 apply
Transport and Main Roads	<p>Department of Transport and Main Roads (DTMR)</p> <ul style="list-style-type: none"> activity numbers 1-7, 11, 14-16 and 18-27 apply online IP training module available to all officers provided released documents to applicants via DTMR's ownCloud sharing service <p>Minister for Transport and Main Roads Assistant Minister for Train Manufacturing and Regional Roads</p> <ul style="list-style-type: none"> activity numbers 1-5, 11, 14, 15 and 18-27 apply provided released documents to applicants via DTMR's ownCloud sharing service <p>Cross River Rail Delivery Authority</p> <ul style="list-style-type: none"> activity numbers 1, 4, 5, 14, 16, 19, 20 and 22-24 apply <p>Gold Coast Waterways Authority</p> <ul style="list-style-type: none"> activity numbers 11, 14 and 27 apply <p>Queensland Rail</p> <ul style="list-style-type: none"> activity numbers 1, 4, 5, 7, 11 and 15-27 apply
Treasury	<p>Queensland Treasury</p> <p>Activities applicable to – Queensland Treasury Treasurer and Minister for Infrastructure and Planning⁶⁵ Treasurer and Minister for Investment⁶⁶ Assistant Minister for Treasury Motor Accident Insurance Commission Nominal Defendant Office of Productivity and Red Tape Reduction⁶⁷</p> <ul style="list-style-type: none"> activity numbers 1, 5-11 and 14-27 apply

⁶³ For the period 1 July 2020 to 11 November 2020 for officers who were part of the former Department of State Development, Tourism and Innovation (Tourism and Innovation function).

⁶⁴ For the period 1 July 2020 to 11 November 2020 for officers who were part of the former Department of Housing and Public Works (Sport and Recreation function).

⁶⁵ for the period 1 July 2020 to 11 November 2020

⁶⁶ for the period 12 November 2020 to 30 June 2021

⁶⁷ formerly Queensland Productivity Commission

Portfolio**Activities described by the agency**

- use of ServiceNow for recording, tracking and reporting RTI and IP applications
- use of SharePoint to meet recordkeeping and RTI obligations
- use of PowerPDF redaction technology in electronic processing of RTI and IP applications

Cleanco Queensland Limited

- activity numbers 1, 5, 7, 10, 14, 16 and 21-24 apply

CS Energy Limited

- activity numbers 4, 5, 7, 15-17, 20, 22, 24 and 27 apply
- confidentiality and authorised use of information sessions included in induction sessions for new staff
- internal policies and procedures set out relevant RTI and IP practices for decision makers
- RTI and Privacy updates provided by external law firms and circulated to staff

Energy Queensland Limited

- activity numbers 1, 4-7, 10, 11 and 14-27 apply

Energex Limited

- activity numbers 1, 4-7, 10, 11 and 14-27 apply

Ergon Energy Corporation Limited

- activity numbers 1, 4-7, 10, 11 and 14-27 apply

Ergon Energy Queensland Pty Ltd

- activity numbers 1, 4-7, 10, 11 and 14-27 apply

Far North Queensland Ports Corporation Limited (trading as Ports North)

- activity numbers 18 and 20-24 apply

Gladstone Ports Corporation Limited

- activity numbers 16, 20-24 and 27 apply

National Injury Insurance Agency, Queensland

- activity numbers 1, 5-7, 10, 11 and 15-27 apply

North Queensland Bulk Ports Corporation

- activity numbers 1, 7, 10, 14 and 16-25 apply

Port of Townsville Limited

- activity numbers 4-7, 10, 11 and 16-27 apply

QSuper Board

- activity numbers 11, 17, 21-24 and 27 apply

Queensland Competition Authority

- activity numbers 7, 10, 11 and 16-27 apply
- use of 'iManage' eDRMS program across the agency to assist in meeting external recordkeeping and RTI obligations

Queensland Electricity Transmission Corporation Limited (Powerlink Queensland)

- activity numbers 1, 5, 11, 16, 19-24 and 27 apply
- use of 'Objective' eDRMS program to assist in meeting external recordkeeping and RTI obligations

Queensland Treasury Corporation

- activity numbers 5-7, 10, 11, 15-17 and 19-27 apply
- use of Protecht for recording, tracking and reporting RTI and IP applications

Seqwater

- activity numbers 1, 4-7, 10-12 and 14-27 apply

Sunwater

- activity numbers 5, 6, 16, 20-24 and 27 apply

Portfolio	Activities described by the agency
Youth Justice	Department of Youth Justice
	<p>Activities applicable to the Department and Minister for Child Safety, Youth and Women and Minister for the Prevention of Domestic and Family Violence</p> <ul style="list-style-type: none"> • activity numbers 1, 6, 10, 11 and 14-27 apply • use of Resolve case management system for recording, tracking and reporting RTI and IP applications

APPENDIX 32 – Regulations

Right to Information Regulation 2009

Section 8 Report to Assembly on Act's operation – Act, section 185

- (1) For section 185(2) of the Act, details of the following matters must be included in a report under section 185(1) of the Act in relation to the financial year to which the report relates -
 - (a) the number of access applications received by each agency or Minister;
 - (b) for each agency or Minister –
 - (i) the number of refusals to deal with an access application under section 40 of the Act; and
 - (ii) the number of refusals to deal with an access application under section 41 of the Act; and
 - (iii) the number of refusals to deal with an access application under section 43 of the Act;
 - (c) for each agency or Minister – the number of refusals of access under each paragraph of section 47(3) of the Act and any other particular provision of the Act relevant to the refusal;
 - (d) for each agency or Minister – the number of documents included in a disclosure log under section 78 of the Act;
 - (e) for each agency or Minister –
 - (i) the number of deemed decisions under section 46 of the Act; and
 - (ii) the number of decisions on internal review taken to have been made under section 83(2) of the Act;
 - (f) for each agency or Minister –
 - (i) the number of internal review applications received; and
 - (ii) for each application, whether the decision on the internal review was different from the decision subject to internal review, and how it was different;
 - (g) for each agency or Minister –
 - (i) the number of external review applications made in relation to a decision of the agency or Minister; and
 - (ii) the number of external review applications where there was no preceding internal review application to the agency or Minister; and
 - (iii) the number of decisions on external review that affirmed the decision of the agency or Minister; and
 - (iv) the number of decisions on external review that varied the decision of the agency or Minister; and
 - (v) the number of decisions on external review that set aside the decision of the agency or Minister and made another decision in substitution for the decision of the agency or Minister;
 - (h) any disciplinary action taken against an officer in relation to the administration of the Act;
 - (i) any proceedings brought for an offence against section 175(1) or (3) of the Act;

- (j) for each agency or Minister – the amount of fees and charges received under the Act;
- (k) any other relevant fact indicating an effort by an agency or Minister to further the object of the Act.

Information Privacy Regulation 2009

Section 6 Report to Assembly on Act's operation – Act, section 194

For section 194(2) of the Act, details of the following matters must be included in a report under section 194(1) of the Act in relation to the financial year to which the report relates -

- (a) the number of access applications and amendment applications received by each agency or Minister;
- (b) for each agency or Minister –
 - (i) the number of refusals to deal with an access application under section 59 of the Act; and
 - (ii) the number of refusals to deal with an access or amendment application under section 60 of the Act; and
 - (iii) the number of refusals to deal with an access application under section 62 of the Act; and
 - (iv) the number of refusals to deal with an amendment application under section 63 of the Act;
- (c) for each agency or Minister – the number of refusals of access under each paragraph of section 47(3) of the Right to Information Act, as applied by section 67 of the Act, and any other particular provision of the Right to Information Act relevant to the refusal;
- (d) for each agency or Minister –
 - (i) the number of deemed decisions under sections 66 and 71 of the Act; and
 - (ii) the number of decisions on internal review taken to have been made under section 97(2) of the Act;
- (e) for each agency or Minister – the number of refusals of amendment under each provision of section 72(1) of the Act;
- (f) for each agency or Minister –
 - (i) the number of internal review applications received; and
 - (ii) for each application, whether the decision on the internal review was different from the decision subject to internal review, and how it was different;
- (g) for each agency or Minister –
 - (i) the number of external review applications made in relation to a decision of the agency or Minister; and
 - (ii) the number of external review applications where there was no preceding internal review application to the agency or Minister; and
 - (iii) the number of decisions on external review that affirmed the decision of the agency or Minister; and
 - (iv) the number of decisions on external review that varied the decision of the agency or Minister; and

- (v) the number of decisions on external review that set aside the decision of the agency or Minister and made another decision in substitution for the decision of the agency or Minister;
- (h) any disciplinary action taken against an officer in relation to the administration of the Act;
- (i) any proceedings brought for an offence against section 184(1) or (3) of the Act;
- (j) for each agency or Minister – the amount of charges received under the Act;
- (k) any other relevant fact indicating an effort by an agency or Minister to further the object of the Act.

Notes about Appendices 1 to 30

Deletion where no data returned

Where an agency has submitted a 'nil return' the line has been deleted from the table.

Disclosure logs section 8(d) RTI Regulation

A disclosure log makes information disclosed to an applicant under the RTI Act available to a wider public audience. The RTI Act requires documents accessed by applicants, that do not contain the applicant's personal information and subject to certain other limitations (refer to section 78B(2) of the RTI Act), to be published to an agency's disclosure log as soon as possible after the applicant accesses the documents.

Section 78B(2) states –

Without limiting subsection (1), an agency must delete from any document or information included in a disclosure log under section 78 or 78A, any information (including an individual's name) –

- (a) the publication of which is prevented by law; or*
- (b) that may be defamatory; or*
- (c) that, if included in the disclosure log, would unreasonably invade an individual's privacy; or*
- (d) that is, or allows to be ascertained, information –*
 - (i) of a confidential nature that was communicated in confidence by a person other than the agency; or*
 - (ii) that is protected from disclosure under a contract; or*
- (e) that, if included the disclosure log, would cause substantial harm to an entity.*

Total pages published to an agency's disclosure log for the period 1 July 2020 to 30 June 2021 is detailed in Table 4 for each individual agency.

Recording refusal of access – section 8(c) RTI Regulation and section 6(c) IP Regulation

Section 47(3)(a) of the RTI Act provides that access to a document may be refused to the extent the document comprises exempt information under section 48. Section 48(4) of the RTI Act (exempt information) defines exempt information as information that is exempt information under Schedule 3. Refusals of access to exempt information may therefore be recorded as either refusals under section 48 or Schedule 3.

Section 47(3)(b) provides that access to a document may be refused to the extent the document comprises information the disclosure of which will be contrary to the public interest under section 49. Schedule 4 then sets out the factors for deciding the public interest. Refusals of access to 'contrary to the public interest' information may therefore be recorded as either refusals under section 49 or Schedule 4.

APPENDIX 33 - Erratum

Amendments made to statistical information relating to the *Right to Information Act 2009 and Information Privacy Act 2009 Annual Report 2019-20*

The *Right to Information Act 2009 and Information Privacy Act 2009 Annual Report 2019-20* was tabled out-of-session in the Legislative Assembly on 26 March 2021 (the Report).

On 19 April 2021, discrepancies were found in the Report relating to the Department of Agriculture and Fisheries; Department of Environment and Science; Department of Employment, Small Business and Training; the former Department of Natural Resources, Mines and Energy; and the former Department of Innovation and Tourism Industry Development.

On 5 August 2021, discrepancies were found in the Report relating to the Department of Justice and Attorney-General.

Outlined below are the detailed changes made to the Report.

- Pages 7 and 8 of the Report;
- **Appendix 3 – Agriculture and Fisheries (new pages 17-19 with changes outlined below)**
 - Table 3 – Number of refusals of access – section 8(c) RTI Regulation and section 6(c) IP Regulation (*page 17*);
 - Table 9 - Amount of fees and charges received under the RTI Act – section 8(j) RTI Regulation (*page 19*);
- **Appendix 8 – Employment, Small Business and Training (new page 35 with the change outlined below)**
 - Table 3 - Number of refusals of access – section 8(c) RTI Regulation and section 6(c) IP Regulation (*page 35*);
- **Appendix 9 – Environment and Science (new pages 37-39 with changes outlined below)**
 - Table 1 – Number of access applications – section 8(a) RTI Regulation and section 6(a) IP Regulation (including IP amendment applications) (*page 37*);
 - Table 3 – Number of refusals of access – section 8(c) RTI Regulation and section 6(c) IP Regulation (*pages 37 and 38*);
 - Table 4 – Number of pages included in a disclosure log – section 8(d) RTI Regulation (*page 38*);
 - Table 7 – Number of internal review applications – section 8(f) RTI Regulation or section 6(f) IP Regulation (*pages 38 and 39*);
 - Table 9 – Amount of fees and charges received under the RTI Act – section 8(j) RTI Regulation (*page 39*);
- **Appendix 13 – Innovation and Tourism Industry Development (new pages 57-59 with changes outlined below)**
 - Table 1 – Number of access applications – section 8(a) RTI Regulation and section 6(a) IP Regulation (including IP amendment applications) (*page 57*);
 - Table 2 – Number of refusals to deal – section 8(b) RTI Regulation and section 6(b) IP Regulation (*page 57*);
 - Table 3 - Number of refusals of access – section 8(c) RTI Regulation and section 6(c) IP Regulation (*pages 57 and 58*);

- **Appendix 14 – Justice and Attorney-General (new pages 61, 62, 64 and 65 with changes outlined below)**
 - Table 3 – Number of refusals of access – section 8(c) RTI Regulation and section 6(c) IP Regulation (*pages 61 and 62*);
 - Table 9 – Amount of fees and charges received under the RTI Act – section 8(j) RTI Regulation (*pages 64 and 65*);
- **Appendix 16 – Natural Resources, Mines and Energy (new pages 76-79 with changes outlined below)**
 - Table 1 - Number of access applications – section 8(a) RTI Regulation and section 6(a) IP Regulation (including IP amendment applications) (*page 76*);
 - Table 3 - Number of refusals of access – section 8(c) RTI Regulation and section 6(c) IP Regulation (*pages 76 and 77*);
 - Table 7 - Number of internal review applications – section 8(f) RTI Regulation or section 6(f) IP Regulation (*page 78*);
 - Table 9 - Amount of fees and charges received under the RTI Act – section 8(j) RTI Regulation (*pages 78 and 79*).

The amendments to Table 1, page 7 of the Report are outlined below:

- the total number of RTI/IP access and amendment applications received changed from 16,118 to 16,121;
- the total number of pages considered changed from 3,322,461 representing a 2.87 percent increase to 3,322,624 representing a 2.88 percent increase;
- fees received changed from \$555,917 to \$573,983.

These new figures were updated on page 7 of the Report –

- in the Table 1 dot point overview;
- within the table itself; and
- the 'TOTAL' row.

The amendment to Table 2, page 8 of the Report is outlined below:

- the total number of pages considered, reflected in Table 2, changed from 3,322,461 to 3,322,624. This minor change did not alter the percentage of 84%.

All changes to the Report have been identified in **red** on the following pages. However, under Appendix 14 – Justice and Attorney-General, one line entry on page 62 has been removed which indicated a refusal under sch4(3)(22) for IP applications.

Table 1 presents summary information about 2019-2020 activity by agency.

It shows:

- the total number of RTI/IP access and amendment applications received as **16,121**, an increase from 14,863 applications in the previous year.
- the total number of pages considered was **3,322,624** representing a 2.88 percent increase from 3,229,618 in 2018-19.
- internal reviews of 407 compared with 342 for 2018-19.
- external reviews of 643 compared with 596 for 2018-19.
- fees received totalling **\$573,983** in 2019-20 compared with \$553,370 in 2018-19.

Table 1. Overview of RTI/IP access and amendment applications received by State Government agencies (total), 2019–2020

AGENCY	RTIs	IPs	IPAs	Total applns	Page numbers considered	Internal reviews	External reviews ⁶⁸	Total fees and charges received
Queensland Health	1,837	4,160	29	6,026	1,827,679	11	57	140,548.00
Queensland Police Service	1,213	1,691	0	2,904	55,974	72	153	67,049.75
Local Government, Racing and Multicultural Affairs	1,101	273	3	1,377	186,261	57	91	94,931.10
Queensland Corrective Services	80	1,148	0	1,228	446,439	27	37	4,334.60
Education	546	618	0	1,164	123,752	33	57	66,969.27
Transport and Main Roads	606	116	0	722	48,242	16	21	52,375.10
Child Safety, Youth and Women	30	621	2	653	122,939	6	16	2,389.75
Justice and Attorney-General	185	162	1	348	60,705	24	44	19,074.18
Housing and Public Works	179	139	2	320	113,673	14	23	24,929.41
Youth Justice	4	286	0	290	105,867	0	2	823.35
Queensland Fire and Emergency Services	219	41	0	260	32,592	3	12	11,528.78
Natural Resources, Mines and Energy	180	12	0	192	24,984	19	13	20,782.70
Environment and Science	174	13	0	187	39,045	22	26	27,067.04
Queensland Treasury	115	34	0	149	104,832	10	17	9,496.80
Premier and Cabinet	102	5	0	107	11,436	78	53	17,131.10
Agriculture and Fisheries	45	7	0	52	7,199	4	9	4,867.01
State Development, Manufacturing, Infrastructure and Planning	43	0	0	43	1,962	5	5	6,197.15
Employment, Small Business and Training	9	17	0	26	200	0	2	661.30
Innovation and Tourism Industry Development	20	2	0	22	3,506	2	2	809.50
Aboriginal and Torres Strait Islander Partnerships	10	11	0	21	2,229	2	2	925.40
Communities, Disability Services and Seniors	10	9	0	19	2,680	2	1	583.70
Public Safety Business Agency	5	1	0	6	428	0	0	254.00
State Development, Tourism and Innovation	4	0	0	4	0	0	0	203.20
Regional Development and Manufacturing	1	0	0	1	0	0	0	50.80
TOTAL	6,718	9,366	37	16,121	3,322,624	407	643	573,982.99

Note: Agencies have been listed in order of 'total applications' received – from highest number of applications to least amount of applications.

⁶⁸ Statistics in relation to applications for external review of decisions by Ministers and agencies may differ from those reported in the 'Office of the Information Commissioner (Queensland) Annual Report 2019/2020' depending on how agencies have captured information regarding correspondence from the Office of the Information Commissioner (OIC). For example, when OIC seeks information from agencies relating to an external review request that it has received and then decided not to accept.

Figure 1 shows the total number of RTI/IP access and amendment applications received over the last ten years by State Government agencies. These applications have increased between 2018-19 (14,863) and 2019-20 (16,121). These figures include both applications for information (access applications) and applications to have personal information amended on the basis it is inaccurate, incomplete, out of date or misleading (amendment applications).

Figure 1. Number of RTI/IP access and amendment applications received, 2010–11 to 2019–20

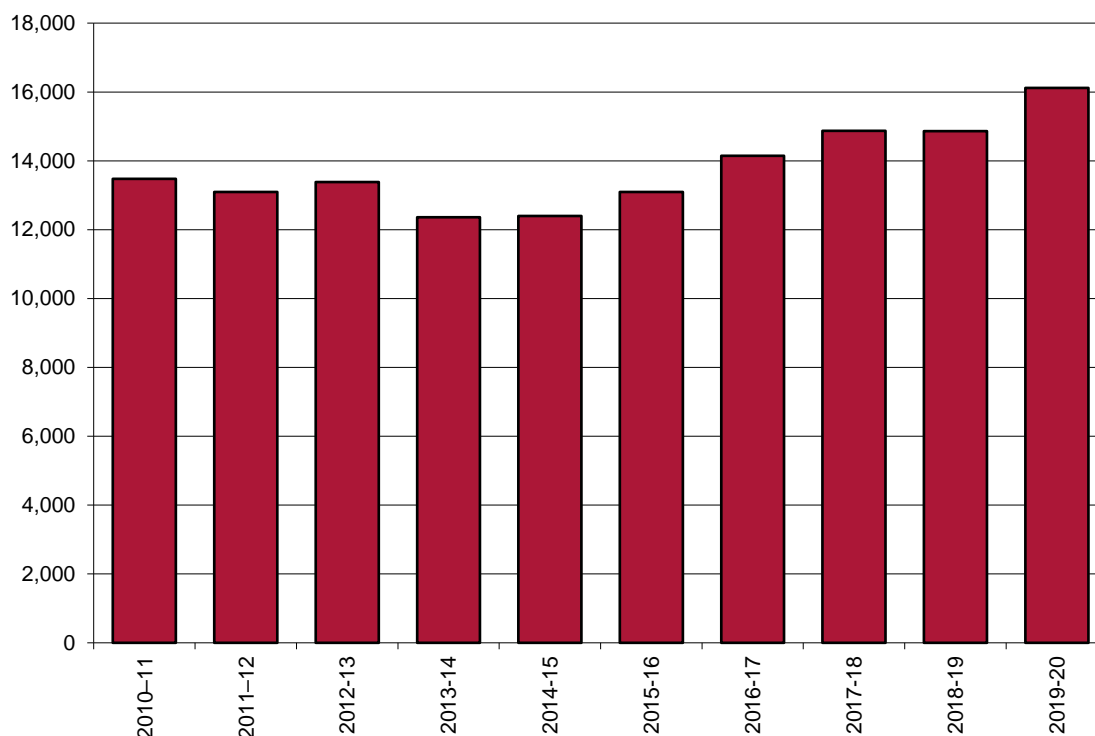


Table 2 sets out the percentage of pages released in full (with no information deleted) or part (with only some information deleted) by all State Government agencies in response to access and amendment applications. These percentages are based on a comparison of the total number of pages released with the total number of pages considered when assessing applications.

Table 2. Pages released in full or part, 2010–11 to 2019–20

Financial year	No. of pages considered	Per cent ⁶⁹
2010–11	1,584,975	85
2011–12	1,762,288	87
2012–13	1,839,947	75
2013–14	1,911,152	71
2014–15	1,987,382	76
2015–16	2,361,326	81
2016–17	2,693,128	80
2017–18	2,775,977	83
2018–19	3,229,618	84
2019–20	3,322,624	84

⁶⁹ Rounded to the nearest percentage

APPENDIX 3 – Agriculture and Fisheries

Table 1. Number of access applications - section 8(a) RTI Regulation and section 6(a) IP Regulation (including IP amendment applications)

PORTFOLIO/AGENCY	Application type	Received	Transferred	Withdrawn	Finalised 30 June 2020
— no. —					
Department of Agriculture and Fisheries	Access-RTI	40	3	7	31
Minister for Agricultural Industry Development and Fisheries	Access-RTI	2	0	0	2
Queensland Racing Integrity Commission	Access-RTI	3	0	2	0
Queensland Rural and Industry Development Authority	Access-RTI	0	0	0	1
Total RTI Applications		45	3	9	34
Department of Agriculture and Fisheries	Access-IP	3	0	0	1
Minister for Agricultural Industry Development and Fisheries	Access-IP	1	0	0	0
Queensland Racing Integrity Commission	Access-IP	1	0	0	0
Queensland Rural and Industry Development Authority	Access-IP	2	0	0	2
Safe Food Production Queensland	Access-IP	0	0	0	1
Total IP Applications		7	0	0	4
TOTAL APPLICATIONS		52	3	9	38

Table 2. Number of refusals to deal - section 8(b) RTI Regulation and section 6(b) IP Regulation

PORTFOLIO/AGENCY	Provision invoked	No. of times i.e. applications
Department of Agriculture and Fisheries	s.41 RTI	2
TOTAL		2

Table 3. Number of refusals of access - section 8(c) RTI Regulation and section 6(c) IP Regulation

PORTFOLIO/AGENCY	Application type RTI / IP	Pages considered	Provisions invoked to refuse access	
			invoked	no. of times i.e. pages
<i>(Where s.47(3)(e)-s.52: Document non-existent or unlocatable provision has been invoked, the number in the right hand side column represents the number of applications, not pages.)</i>				
Department of Agriculture and Fisheries	RTI	7,169	s.49-sch4	2,451
			sch3(6)(c)(i)	9
			sch3(8)(1)	1,620
			sch3(10)(1)(b)	1
			sch3(10)(1)(f)	1,375
			52(1)(a)	4
			52(1)(b)	1
Minister for Agricultural Industry Development and Fisheries	RTI	11	full release	
Queensland Rural and Industry Development Authority	RTI	17	s.49-sch4	17
Total RTI		7,197		5,478
Department of Agriculture and Fisheries	IP	2	full release	
Total IP		2		
TOTAL		7,199		5,478

Table 4. Number of pages included in a disclosure log - section 8(d) RTI Regulation

PORTFOLIO/AGENCY	Total pages published to disclosure log no.
Department of Agriculture and Fisheries	1,542
Minister for Agricultural Industry Development and Fisheries	252
TOTAL	1,794

Table 5. Number of deemed decisions, and decisions taken to have been made on internal review - section 8(e) RTI Regulation or section 6(d) IP Regulation

PORTFOLIO/AGENCY	Provision invoked	No. of times
Department of Agriculture and Fisheries	s.46 RTI	3
	s.83(2) RTI	1
Queensland Rural and Industry Development Authority	s.46 RTI	1
	s.83(2) RTI	1
Total RTI		6
TOTAL		6

Table 6. Number of refusals to amend documents - section 6(e) IP Regulation

There were no refusals to amend documents.

Table 7. Number of internal review applications - section 8(f) RTI Regulation or section 6(f) IP Regulation

PORTFOLIO/AGENCY	No. of internal reviews received	Internal review decision (i.e. upheld on review or varied on review)	If decision varied, how?	Exemption
Department of Agriculture and Fisheries	1-RTI	upheld on review		s.46(1)
	2-RTI	upheld on review		sch3(8)(1)
Queensland Rural and Industry Development Authority	1-RTI	upheld on review		s.46(1)
TOTAL	4			

Table 8. Number of external review applications - section 8(g) RTI Regulation or section 6(g) IP Regulation

PORTFOLIO/AGENCY	No. of external reviews	Type of review	Decision	Act provision
Department of Agriculture and Fisheries	3-RTI	direct	under consideration by the OIC	
	1-RTI	preceding internal review	withdrawn	
	2-RTI	direct	OIC granted extra time to make a decision	
Minister for Agricultural Industry Development and Fisheries	1-RTI	direct	under consideration by the OIC	
Queensland Racing Integrity Commission	1-RTI	direct	withdrawn	
Total RTI	8			

PORTFOLIO/AGENCY	No. of external reviews	Type of review	Decision	Act provision
Safe Food Production Queensland	1-IP	direct	settled outcome	
Total IP	1			
TOTAL	9			

Table 9. Amount of fees and charges received under the RTI Act - section 8(j) RTI Regulation

PORTFOLIO/AGENCY	Application fees received	Processing charges received	Access charges received	Total received
		— \$ —		
Department of Agriculture and Fisheries	1,989.20	2,674.61	0.00	4,663.81
Minister for Agricultural Industry Development and Fisheries	101.60	0.00	0.00	101.60
Queensland Racing Integrity Commission	101.60	0.00	0.00	101.60
TOTAL	2,192.40	2,674.61	0.00	4,867.01

Table 10. Amount of charges received under the IP Act - section 6(j) IP Regulation

There were no charges received under the IP Act

APPENDIX 8 – Employment, Small Business and Training

Table 1. Number of access applications - section 8(a) RTI Regulation and section 6(a) IP Regulation (including IP amendment applications)

PORTFOLIO/AGENCY	Application type	Received	Transferred	Withdrawn	Finalised 30 June 2020
			— no. —		
Department of Employment, Small Business and Training	Access-RTI	5	1	0	2
Minister for Employment and Small Business and Minister for Training and Skills Development	Access-RTI	1	0	0	0
TAFE Queensland Board	Access-RTI	3	0	0	1
Total RTI Applications		9	1	0	3
Department of Employment, Small Business and Training	Access-IP	6	0	1	4
TAFE Queensland Board	Access-IP	11	0	10	1
Total IP Applications		17	0	11	5
TOTAL APPLICATIONS		26	1	11	8

Table 2. Number of refusals to deal - section 8(b) RTI Regulation and section 6(b) IP Regulation

There were no refusals to deal.

Table 3. Number of refusals of access - section 8(c) RTI Regulation and section 6(c) IP Regulation

PORTFOLIO/AGENCY	Application type RTI / IP	Pages considered	Provisions invoked to refuse access	
			invoked	no. of times i.e. pages
Department of Employment, Small Business and Training	RTI	8	s.49-sch4	1
			s.52	2
			sch3(10)(1)(a)	3
TAFE Queensland Board	RTI	189	s.52	1
			sch3(12)	31
			s.49-sch4	138
Total RTI		197		176
Department of Employment, Small Business and Training	IP	3	s.49-sch4	1
Total IP		3		1
TOTAL		200		177

Table 4. Number of pages included in a disclosure log - section 8(d) RTI Regulation

There were 'zero' pages included in the disclosure log.

APPENDIX 9 – Environment and Science

Table 1. Number of access applications - section 8(a) RTI Regulation and section 6(a) IP Regulation (including IP amendment applications)

PORTFOLIO/AGENCY	Application type	Received	Transferred	Withdrawn	Finalised 30 June 2020
				— no. —	
Department of Environment and Science	Access-RTI	168	2	17	176
Minister for Environment and the Great Barrier Reef, Minister for Science and Minister for the Arts	Access-RTI	3	0	0	2
Queensland Art Gallery/Gallery of Modern Art Foundation Committee	Access-RTI	1	0	0	1
Queensland Museum Foundation	Access-RTI	2	0	1	0
Total RTI Applications		174	2	18	179
Department of Environment and Science	Access-IP	13	0	0	12
Total IP Applications		13	0	0	12
TOTAL APPLICATIONS		187	2	18	191

Table 2. Number of refusals to deal - section 8(b) RTI Regulation and section 6(b) IP Regulation

PORTFOLIO/AGENCY	Provision invoked	No. of times i.e. applications
Department of Environment and Science	s.40 RTI	1
	s.41 RTI	4
TOTAL		5

Table 3. Number of refusals of access - section 8(c) RTI Regulation and section 6(c) IP Regulation

PORTFOLIO/AGENCY	Application type RTI / IP	Pages considered	Provisions invoked to refuse access	
			invoked	no. of times i.e. pages
Department of Environment and Science	RTI	37,807	s.52	9
			sch3(2)(1)(a)	78
			sch3(2)(1)(b)	441
			sch3(2)(1)(c)	1
			sch3(3)(1)(c)	1,728
			sch3(6)(c)(i)	56
			sch3(7)	1,064
			sch3(8)(1)	106
			sch3(10)(1)(a)	287
			sch3(10)(1)(b)	483
			sch3(10)(1)(f)	68
			sch3(10)(4)	500
			s.49-sch4	5,374
Minister for Environment and the Great Barrier Reef, Minister for Science and Minister for the Arts	RTI		s.52(1)(a)	1
Queensland Art Gallery/Gallery of Modern Art Foundation Committee	RTI	2	full release	
Total RTI		37,809		10,196

PORTFOLIO/AGENCY	Application type RTI / IP	Pages considered	Provisions invoked to refuse access	
			(Where s.47(3)(e)-s.52: Document non-existent or unlocatable provision has been invoked, the number in the right hand side column represents the number of applications, not pages.)	no. of times i.e. pages
Department of Environment and Science	IP	1,236	s.52	1
			sch3(7)	213
			s.49-sch4	363
Total IP		1,236		577
TOTAL		39,045		10,773

Table 4. Number of pages included in a disclosure log - section 8(d) RTI Regulation

PORTFOLIO/AGENCY	Total pages published to disclosure log
Department of Environment and Science	9,127
Minister for Environment and the Great Barrier Reef, Minister for Science and Minister for the Arts	303
Queensland Art Gallery/Gallery of Modern Art Foundation Committee	2
TOTAL	9,432

Table 5. Number of deemed decisions, and decisions taken to have been made on internal review - section 8(e) RTI Regulation or section 6(d) IP Regulation

PORTFOLIO/AGENCY	Provision invoked	No. of times
Department of Environment and Science	s.46 RTI	5
Total RTI		5
Department of Environment and Science	s.66 IP	1
Total IP		1
TOTAL		6

Table 6. Number of refusals of amendment - section 6(e) IP Regulation

There were no refusals to amend documents.

Table 7. Number of internal review applications - section 8(f) RTI Regulation or section 6(f) IP Regulation

PORTFOLIO/AGENCY	No. of internal reviews received	Internal review decision (i.e. upheld on review or varied on review)	If decision varied, how?	Exemption
Department of Environment and Science	14-RTI	upheld on review		
	2-RTI	varied on review	additional information withheld	sch4(4)(6)
	1-RTI	varied on review	additional information provided	sch4(3)(3) sch4(3)(8)
	3-RTI	varied on review	additional information provided	sch4(4)(6)

PORTFOLIO/AGENCY	No. of internal reviews received	Internal review decision (i.e. upheld on review or varied on review)	If decision varied, how?	Exemption
Department of Environment and Science <i>(cont'd)</i>	1-RTI	withdrawn		
	1-RTI	under consideration		
TOTAL	22			

Table 8. Number of external review applications – section 8(g) RTI Regulation or section 6(g) IP Regulation

PORTFOLIO/AGENCY	No. of external reviews	Type of review	Decision	Act provision
Department of Environment and Science	8-RTI	preceding internal review	under consideration by the OIC	
	3-RTI	direct	under consideration by the OIC	
	3-RTI	preceding internal review	withdrawn	
	8-RTI	direct	withdrawn	
Minister for Environment and the Great Barrier Reef, Minister for Science and Minister for the Arts	1-RTI	direct	withdrawn	
Total RTI	23			
Department of Environment and Science	1-IP	direct	under consideration by the OIC	
	1-IP	direct	withdrawn	
	1-IP	direct	no jurisdiction to process - matter closed - no decision	
Total IP	3			
TOTAL	26			

Table 9. Amount of fees and charges received under the RTI Act - section 8(j) RTI Regulation

PORTFOLIO/AGENCY	Application fees received	Processing charges received	Access charges received	Total received
		— \$ —		
Department of Environment and Science	8,173.90	18,588.34	0.00	26,762.24
Minister for Environment and the Great Barrier Reef, Minister for Science and Minister for the Arts	152.40	0.00	0.00	152.40
Queensland Art Gallery/Gallery of Modern Art Foundation Committee	50.80	0.00	0.00	50.80
Queensland Museum Foundation	101.60	0.00	0.00	101.60
TOTAL	8,478.70	18,588.34	0.00	27,067.04

Table 10. Amount of charges received under the IP Act - section 6(j) IP Regulation

There were no charges received under the IP Act.

APPENDIX 13 – Innovation and Tourism Industry Development

Note:

- On 11 May 2020 the Department of Innovation and Tourism Industry Development⁶ (DITID) was renamed the Department of State Development, Tourism and Innovation (DSDTI).
- Statistics for DITID for the period 1 July 2019 to 10 May 2020 are outlined in the tables below.
- Statistics for the functions of the former DITID, for the period 11 May 2020 to 30 June 2020, are included in the statistics for DSDTI (Appendix 21).

Table 1. Number of access applications - section 8(a) RTI Regulation and section 6(a) IP Regulation (including IP amendment applications)

PORTFOLIO/AGENCY	Application type	Received	Transferred	Withdrawn	Finalised 30 June 2020
		— no. —			
Department of Innovation and Tourism Industry Development	Access-RTI	13	1	1	11
Minister for Innovation and Tourism Industry Development and Minister for Cross River Rail ⁷	Access-RTI	1	0	1	0
Tourism and Events Queensland	Access-RTI	6	0	0	4
Total RTI Applications		20	1	2	15
Department of Innovation and Tourism Industry Development	Access-IP	2	0	0	3
Total IP Applications		2	0	0	3
TOTAL APPLICATIONS		22	1	2	18

Table 2. Number of refusals to deal - section 8(b) RTI Regulation and section 6(b) IP Regulation

PORTFOLIO/AGENCY	Provision invoked	No. of times i.e. applications
Department of Innovation and Tourism Industry Development	s.40	1
TOTAL		1

Table 3. Number of refusals of access - section 8(c) RTI Regulation and section 6(c) IP Regulation

PORTFOLIO/AGENCY	Application type RTI / IP	Pages considered	Provisions invoked to refuse access	
			invoked	no. of times i.e. pages
Department of Innovation and Tourism Industry Development	RTI	1,081	s.52(1)(a)	2
			sch3(2)(1)(b)	702
			sch3(2)(1)(c)	278
			sch3(8)(1)	8
			s.49-sch4	1
Tourism and Events Queensland	RTI	2,386	sch3(8)	32
			s.49-sch4	2,109
Total RTI		3,467		3,132

⁶ The former Department of Innovation and Tourism Industry Development (DITID) came into effect on 20 September 2019 and was formerly the Department of Innovation, Tourism Industry Development and the Commonwealth Games (DITIDCG). Statistics for DITIDCG for the period 1 July 2019 to 19 September 2019 have been included in DITID's statistics.

⁷ Statistics for the Minister for Innovation and Tourism Industry Development and Minister for the Commonwealth Games for the period 1 July 2019 to 19 September 2019 have been included in the statistics for the Minister for Innovation and Tourism Industry Development and Minister for Cross River Rail.

PORTFOLIO/AGENCY	Application type RTI / IP	Pages considered	Provisions invoked to refuse access	
			invoked	no. of times i.e. pages
Department of Innovation and Tourism Industry Development	IP	39	s.49-sch4	16
Total IP		39		16
TOTAL		3,506		3,148

Table 4. Number of pages included in a disclosure log - section 8(d) RTI Regulation

PORTFOLIO/AGENCY	Total pages published to disclosure log
Department of Innovation and Tourism Industry Development	163
Tourism and Events Queensland	291
TOTAL	454

Table 5. Number of deemed decisions, and decisions taken to have been made on internal review - section 8(e) RTI Regulation or section 6(d) IP Regulation

PORTFOLIO/AGENCY	Provision invoked	No. of times
Tourism and Events Queensland	s.83(2) RTI	1
Total RTI		1
TOTAL		1

Table 6. Number of refusals of amendment - section 6(e) IP Regulation

There were no refusals to amend documents.

Table 7. Number of internal review applications - section 8(f) RTI Regulation or section 6(f) IP Regulation

PORTFOLIO/AGENCY	No. of internal reviews received	Internal review decision (i.e. upheld on review or varied on review)	If decision varied, how?	Exemption
Department of Innovation and Tourism Industry Development	1-RTI	upheld on review		
Tourism and Events Queensland	1-RTI	upheld on review		
TOTAL	2			

Table 8. Number of external review applications - section 8(g) RTI Regulation or section 6(g) IP Regulation

PORTFOLIO/AGENCY	No. of external reviews	Type of review	Decision	Act provision
Department of Innovation and Tourism Industry Development	1-RTI	direct	under consideration by the OIC	
Tourism and Events Queensland	1-RTI	preceding internal review	under consideration by the OIC	
TOTAL	2			

Table 9. Amount of fees and charges received under the RTI Act - section 8(j) RTI Regulation

PORTFOLIO/AGENCY	Application fees received	Processing charges received	Access charges received	Total received
		— \$ —		
Department of Innovation and Tourism Industry Development	403.10	0.00	0.00	403.10
Minister for Innovation and Tourism Industry Development and Minister for Cross River Rail	50.80	0.00	0.00	50.80
Tourism and Events Queensland	355.60	0.00	0.00	355.60
TOTAL	809.50	0.00	0.00	809.50

Table 10. Amount of charges received under the IP Act - section 6(j) IP Regulation

There were no charges received under the IP Act.

Table 3. Number of refusals of access - section 8(c) RTI Regulation and section 6(c) IP Regulation

PORTFOLIO/AGENCY	Application type RTI / IP	Pages considered	Provisions invoked to refuse access	
			invoked	no. of times i.e. pages
Department of Justice and Attorney-General	RTI	29,188	sch3(2)(1)(a)	53
			sch3(2)(1)(b)	35
			sch3(3)(1)(e)	7
			sch3(3)(1)(f)	35
			sch3(7)	859
			sch3(10)(1)(a)	518
			sch3(10)(1)(b)	35
			sch3(10)(1)(e)	14
			sch3(10)(1)(f)	20
			sch3(10)(1)(h)	14
			sch3(10)(3)	106
			sch4(3)(2)	10
			sch4(3)(3)	5,096
			sch4(3)(5)	21
			sch4(3)(6)	2
			sch4(3)(7)	3
			sch4(3)(8)	9
			sch4(3)(15)	50
			sch4(3)(16)	9
			sch4(4)(4)(1)(a)	308
s.52(1)(a)	24			
s.53(a)	1,330			
s.53(d)	63			
Crime and Corruption Commission	RTI	1,266	s.49-sch4	9
			sch3(10)(4)	1,199
			s.52(1)(a)	2
Electoral Commission of Queensland	RTI	111	sch3(2)(1)(c)	2
			s.49-sch4	37
Legal Aid Queensland	RTI	601	sch3(7)	16
			sch3(8)	21
			s.49-sch4	276
			s.52(1)(a)	1
Legal Practitioners Admissions Board	RTI	12	s.53(a)	12
Legal Services Commission	RTI	2,803	sch3(7)	874
			s.49-sch4	574
Office of the Public Advocate	RTI	672	sch3(10)(4)	14
			sch3(12)(1)	1
			sch4(3)(3)	129
			sch4(3)(6)	25
Office of the Public Guardian	RTI	263	s.52(1)(a)	1
			sch4(3)(3)	56
Office of the Public Trustee	RTI	692	s.52(1)(a)	2
			sch4(3)(2)	14
			sch4(3)(3)	90
Office of the Queensland Ombudsman	RTI	971	s.52(1)(a)	1
			s.49-sch4	195
Queensland Law Reform Commission	RTI	0	s.52(1)(a)	1
Total RTI		36,579		12,173
Department of Justice and Attorney-General	IP	16,457	sch3(2)(1)(b)	1
			sch3(7)	2,480
			sch3(8)(1)	2
			sch3(10)(1)(f)	3
			sch3(12)(1)	13
			sch4(3)(2)	137

PORTFOLIO/AGENCY	Application type RTI / IP	Pages considered	Provisions invoked to refuse access	
			<i>(Where s.47(3)(e)-s.52: Document non-existent or unlocatable provision has been invoked, the number in the right hand side column represents the number of applications, not pages.)</i>	
				no. of times i.e. pages
			invoked	
Department of Justice and Attorney-General <i>(cont'd)</i>	IP		sch4(3)(3)	4,659
			sch4(3)(6)	48
			sch4(3)(16)	20
			sch4(3)(19)	213
			s.52(1)(a)	19
			s.52(1)(b)	1
Crime and Corruption Commission	IP	3,512	s.53(a)	2,028
			sch3(7)	30
			sch3(10)(1)(b)	473
			sch3(10)(1)(f)	13
			sch3(10)(4)	1,577
			s.49-sch4	269
Electoral Commission of Queensland	IP	31	s.52(1)(a)	1
			s.49-sch4	24
Legal Aid Queensland	IP	1,061	s.49-sch4	4
			s.51	19
			s.52(1)(a)	1
			s.53(a)	144
Legal Services Commission	IP	883	sch3(10)(1)(f)	355
			s.49-sch4	174
			s.52(1)(b)	1
Office of the Public Trustee	IP	879	sch3(7)	17
			sch4(3)(3)	23
Office of the Queensland Ombudsman	IP	1,168	sch3(7)	5
			sch3(10), sch3(12)	219
			s.49-sch4	29
Queensland Human Rights Commission	IP	135	sch3(7)	44
			s.49-sch4	3
Total IP		24,126		13,049
TOTAL		60,705		25,222

Table 4. Number of pages included in a disclosure log - section 8(d) RTI Regulation

PORTFOLIO/AGENCY	Total pages published to disclosure log
	no.
Department of Justice and Attorney-General	2,820
Crime and Corruption Commission	7
TOTAL	2,827

PORTFOLIO/AGENCY	No. of external reviews	Type of review	Decision	Act provision
Department of Justice and Attorney-General (<i>cont'd</i>)	2-RTI	direct	withdrawn	
	1-RTI	preceding internal review	withdrawn	
	3-RTI	direct	resolved informally	
	1-RTI	direct	extension of time granted by the OIC	
	4-RTI	direct	under consideration by the OIC	
	1-RTI	preceding internal review	under consideration by the OIC	
	1-RTI	preceding internal review	upheld on review	
Legal Aid Queensland	1-RTI	preceding internal review	under consideration by the OIC	
	3-RTI	direct	under consideration by the OIC	
	2-RTI	direct	settled outcome	
Office of the Public Advocate	1-RTI	direct	withdrawn	
	1-RTI	direct	under consideration by the OIC	
Office of the Public Guardian	1-RTI	direct	under consideration by the OIC	
Queensland Law Society	2-RTI	direct	upheld on review – no jurisdiction for OIC to review decision	
Total RTI	25			
Department of Justice and Attorney-General	1-IP	direct	not accepted by the OIC	
	2-IP	direct	withdrawn	
	2-IP	direct	resolved informally	
	2-IP	direct	under consideration by the OIC	
	2-IP	preceding internal review	under consideration by the OIC	
Legal Aid Queensland	1-IP	direct	upheld on review	
Legal Services Commission	1-IP	direct	settled outcome ⁷⁰	
Office of the Queensland Ombudsman	1-IP	direct	upheld on review	
	1-IP	direct	varied on review	s.52(1)(a) s.52(1)(b) s.88(2), sch3(7) s.49-sch4
	1-IP	preceding internal review	settled outcome	
Queensland Human Rights Commission	1-IP	direct	OIC did not further deal due to external review lacking in substance	
	1-IP	direct	reviewable issues resolved after preliminary review	
	2-IP	direct	under consideration by the OIC	
Total IP	18			
Office of the Queensland Ombudsman	1-IP-Amendment	direct	notation placed on file	
Total IP Amendment	1			
TOTAL	44			

Table 9. Amount of fees and charges received under the RTI Act - section 8(j) RTI Regulation

PORTFOLIO/AGENCY	Application fees received	Processing charges received	Access charges received	Total received
			— \$ —	
Department of Justice and Attorney-General	6,750.90	8,264.48	0.00	15,015.38
Crime and Corruption Commission	355.60	0.00	0.00	355.60
Electoral Commission of Queensland	50.80	0.00	0.00	50.80

⁷⁰ Upon the OIC being assigned the review, they worked with the applicant to make the scope compliant (as originally suggested by Legal Services Commission).

PORTFOLIO/AGENCY	Application fees received	Processing charges received	Access charges received	Total received
		— \$ —		
Legal Aid Queensland	203.20	0.00	0.00	203.20
Legal Services Commission	203.20	0.00	0.00	203.20
Office of the Director of Child Protection Litigation	50.80	0.00	0.00	50.80
Office of the Public Advocate	101.60	1,663.20	0.00	1,764.80
Office of the Public Guardian	254.00	0.00	0.00	254.00
Office of the Public Trustee	355.60	314.00	0.00	669.60
Office of the Queensland Ombudsman	252.90	0.00	0.00	252.90
Queensland Human Rights Commission	50.70	0.00	0.00	50.70
Queensland Law Reform Commission	50.80	0.00	0.00	50.80
Queensland Law Society	152.40	0.00	0.00	152.40
TOTAL	8,832.50	10,241.68	0.00	19,074.18

Table 10. Amount of charges received under the IP Act - section 6(j) IP Regulation

There were no charges received under the IP Act.

APPENDIX 16 – Natural Resources, Mines and Energy

Table 1. Number of access applications - section 8(a) RTI Regulation and section 6(a) IP Regulation (including IP amendment applications)

PORTFOLIO/AGENCY	Application type	Received	Transferred	Withdrawn	Finalised 30 June 2020
		— no. —			
Department of Natural Resources, Mines and Energy	Access-RTI	153	2	25	124
Minister for Natural Resources, Mines and Energy	Access-RTI	6	0	1	5
Surveyors Board of Queensland	Access-RTI	1	0	0	1
Central SEQ Distributor - Retailer Authority (Queensland Urban Utilities)	Access-RTI	13	0	0	12
Northern SEQ Distributor – Retailer Authority (Unitywater)	Access-RTI	7	0	1	6
Total RTI Applications		180	2	27	148
Department of Natural Resources, Mines and Energy	Access-IP	12	0	3	11
Total IP Applications		12	0	3	11
TOTAL APPLICATIONS		192	2	30	159

Table 2. Number of refusals to deal - section 8(b) RTI Regulation and section 6(b) IP Regulation

PORTFOLIO/AGENCY	Provision invoked	No. of times i.e. applications
Department of Natural Resources, Mines and Energy	s.40 RTI	1
	s.41 RTI	1
	s.43 RTI	1
Minister for Natural Resources, Mines and Energy	s.41 RTI	1
Surveyors Board of Queensland	s.43 RTI	1
Total RTI		5
Department of Natural Resources, Mines and Energy	s.60 IP – Access	1
Total IP		1
TOTAL		6

Table 3. Number of refusals of access - section 8(c) RTI Regulation and section 6(c) IP Regulation

PORTFOLIO/AGENCY	Application type RTI / IP	Pages considered	Provisions invoked to refuse access	
			invoked	no. of times i.e. pages
Department of Natural Resources, Mines and Energy	RTI	19,292	s.52(1)(a)	6
			s.53(d)	173
			sch3(2)(1)(b)	205
			sch3(6)(c)(i)	63
			sch3(7)	1,428
			sch3(8)(1)	64
			sch3(10)(1)(a)	160
			sch3(10)(1)(b)	30
			sch3(10)(1)(c)	51
			sch3(10)(3)	77
Minister for Natural Resources, Mines and Energy	RTI	323	s.49-sch4	4,473
			sch3(2)(1)(b)	1
			sch3(7)	21

PORTFOLIO/AGENCY	Application type RTI / IP	Pages considered	Provisions invoked to refuse access	
			(Where s.47(3)(e)-s.52: Document non-existent or unlocatable provision has been invoked, the number in the right hand side column represents the number of applications, not pages.)	no. of times i.e. pages
Minister for Natural Resources, Mines and Energy (cont'd)	RTI		s.49-sch4	99
Surveyors Board of Queensland	RTI	76	s.47(3)	22
Central SEQ Distributor – Retailer Authority (Queensland Urban Utilities)	RTI	2,683	sch3(7)	25
			sch3(8)	117
			s.49-sch4	894
Total RTI		22,374		7,909
Department of Natural Resources, Mines and Energy	IP	2,610	s.53(d)	53
			s.49-sch4	1,298
Total IP		2,610		1,351
TOTAL		24,984		9,260

Table 4. Number of pages included in a disclosure log - section 8(d) RTI Regulation

PORTFOLIO/AGENCY	Total pages published to disclosure log
	no.
Department of Natural Resources, Mines and Energy	4,548
Minister for Natural Resources, Mines and Energy	161
Northern SEQ Distributor – Retailer Authority (Unitywater)	26
TOTAL	4,735

Table 5. Number of deemed decisions, and decisions taken to have been made on internal review - section 8(e) RTI Regulation or section 6(d) IP Regulation

PORTFOLIO/AGENCY	Provision invoked	No. of times
Department of Natural Resources, Mines and Energy	s.46 RTI	2
Total RTI		2
Department of Natural Resources, Mines and Energy	s.66 IP	1
Total IP		1
TOTAL		3

Table 6. Number of refusals of amendment - section 6(e) IP Regulation

There were no refusals to amend documents.

Table 7. Number of internal review applications - section 8(f) RTI Regulation or section 6(f) IP Regulation

PORTFOLIO/AGENCY	No. of internal reviews received	Internal review decision (i.e. upheld on review or varied on review)	If decision varied, how?	Exemption
Department of Natural Resources, Mines and Energy	11-RTI	upheld on review		
	1-RTI	varied on review	2 pages determined to be outside scope of application	s.73
	1-RTI	varied on review	access refused to additional third party information	s.73 sch4(4)(6) sch4(3)(2) sch4(3)(15)
	1-RTI	varied on review	all documents released on review	
	1-RTI	withdrawn		
	2-RTI	under consideration		
Central SEQ Distributor – Retailer Authority (Queensland Urban Utilities)	1-RTI	upheld on review		
	1-RTI	varied on review	further 66 pages released in full; further 11 pages released in part; 25 pages released in full	sch4(4)(6); waived LPP ¹¹ on 25 pages initially withheld due to LPP
TOTAL	19			

Table 8. Number of external review applications - section 8(g) RTI Regulation or section 6(g) IP Regulation

PORTFOLIO/AGENCY	No. of external reviews	Type of review	Decision	Act provision
Department of Natural Resources, Mines and Energy	3-RTI	direct	withdrawn	
	4-RTI	direct	under consideration by the OIC	
	3-RTI	preceding internal review	under consideration by the OIC	
	1-RTI	direct	upheld on review	
Surveyors Board of Queensland	1-RTI	direct	under consideration by the OIC	
Total RTI	12			
Department of Natural Resources, Mines and Energy	1-IP	direct	under consideration by the OIC	
Total IP	1			
TOTAL	13			

Table 9. Amount of fees and charges received under the RTI Act - section 8(j) RTI Regulation

PORTFOLIO/AGENCY	Application fees received	Processing charges received	Access charges received	Total received
				— \$ —
Department of Natural Resources, Mines and Energy	7,615.80	11,481.90	0.00	19,097.70
Minister for Natural Resources, Mines and Energy	254.00	423.90	0.00	677.90
Surveyors Board of Queensland	50.80	0.00	0.00	50.80
Central SEQ Distributor – Retailer Authority (Queensland Urban Utilities)	659.30	0.00	0.00	659.30

¹¹ Legal Professional Privilege (LPP)

PORTFOLIO/AGENCY	Application fees received	Processing charges received	Access charges received	Total received
		— \$ —		
Northern SEQ Distributor – Retailer Authority (Unitywater)	297.00	0.00	0.00	297.00
TOTAL	8,876.90	11,905.80	0.00	20,782.70

Table 10. Amount of charges received under the IP Act - section 6(j) IP Regulation

There were no charges received under the IP Act.