

## ACTIVITY 2

# WHO'S WHO?

This activity is designed to enable students to discover for themselves *who* plays a role in the functioning of our Legislative Assembly and *what role* they play.

### INSTRUCTIONS

#### PART I - WHO

- a) Students must solve the puzzles to discover the word clues. Complete the worksheet titled “**Clinch that Clue!**”.
- b) Then proceed to the **Information Sheets**. Answers to the puzzles are found under the heading **CLUE**. Each word clue will be paired with a **role title** and a **description** of what **functions** that person performs.

#### PART II - WHAT

- a) Arrange the classroom to simulate the Legislative Assembly Chamber — see Answer Sheet p24 for layout.
- b) Place **Title Cards** with clips attached, on each chair in “Chamber”, according to the parliamentary seating plan.
- c) Students equipped with their **Information Sheets** occupy a seat and pin on their particular card.
- d) Referring to their **Information Sheets**, each student shares with their classmates information on who they are and what role they play in the Legislative Assembly.

#### PART III - WHERE

Complete the worksheet “**Who Sits Where?**” On the floor plan of the Legislative Assembly Chamber, students are to mark in the seating of the 15 roles identified from “Clinch That Clue!”.



TEACHERS PLEASE NOTE: It is essential that students be made aware of the following points:

- (i) the seating of Government and Opposition to the Right & Left of the Speaker
- (ii) the Speaker and Chairman of Committees are usually Government Members
- (iii) the Government generally has greater numbers than the Opposition
- (iv) Ministers and Shadow Ministers occupy the frontbenches of the Chamber
- (v) Independents occupy seats to the Left of the Speaker.

**MATERIALS NEEDED**

<b>TITLE CARDS</b>	— <b>PART II &amp; III</b>	
<b>ACTIVITY SHEETS</b>	— <b>CLINCH THAT CLUE</b>	<b>(PART I)</b>
	— <b>INFORMATION SHEETS</b>	<b>(PART II)</b>
	— <b>WHO SITS WHERE?</b>	<b>(PART III)</b>

**INSTRUCTIONS**

- A) Select four (4) different colours of cardboard — one colour per group (**Parliamentary Officers, Government Members, Opposition Members, Independents**)
- B) Cut cardboard into pieces approximately 10 cm x 5 cm and add titles from the list on the following page.
- C) Cover cards with contact or laminate them.
- D) Attach a clasp of some description to each card to facilitate student usage.



**PLEASE NOTE:** When making up the numbers to accommodate your particular class size, you should consider the following points.

1. The Government generally has the majority of Members in the Legislative Assembly. Remember that Government Members include the Speaker and the Chairman of Committees.
2. Endeavour to match a Minister with a Shadow Minister for the same portfolio when making your selection.
3. If your group exceeds the thirty-one listed roles, you may supplement with extra Government Backbenchers and Opposition Backbenchers.
4. The fifteen roles which are underlined should always be included in activities which involve the functioning of the Legislative Assembly.
5. The current size of the Ministry in the Queensland Government is 18. A selection of portfolios was made according to the suitability for primary students' comprehension.

**COLOUR A — PARLIAMENTARY OFFICERS**

- Clerk of the Parliament
- Sergeant-at-Arms
- Hansard Reporter
- Attendant
- Media Representative

**COLOUR B — GOVERNMENT MEMBERS**

- Speaker
- Chairman of Committees

**MINISTRY**

- Premier (who may also have another portfolio)
- Treasurer
- Minister for Education
- Minister for Health
- Minister for Police Services
- Minister for Primary Industries
- Minister for Transport
- Minister for Family, Youth & Community Care
- Minister for Tourism
- Minister for Environment
- Government Whip
- Government Backbencher

**COLOUR C — OPPOSITION MEMBERS****SHADOW MINISTRY**


- Leader of the Opposition
- Shadow Treasurer
- Shadow Minister for Education
- Shadow Minister for Health
- Shadow Minister for Police Services
- Shadow Minister for Primary Industries
- Shadow Minister for Transport
- Shadow Minister for Family, Youth and Community Care
- Shadow Minister for Tourism
- Shadow Minister for Environment
- Opposition Whip
- Opposition Backbencher




**COLOUR D — INDEPENDENTS**










**ACTIVITY 2**






# CLINCH THAT CLUE!

Solve each puzzle and place your answer in the column marked **CLUE**. When all 15 puzzles have been solved, you will then have **15 word clues**. Proceed to your **Information Sheets** to see how clever you are. Your clues will lead you to discover **15** very important **roles** that people play in the functioning of our **Legislative Assembly**.

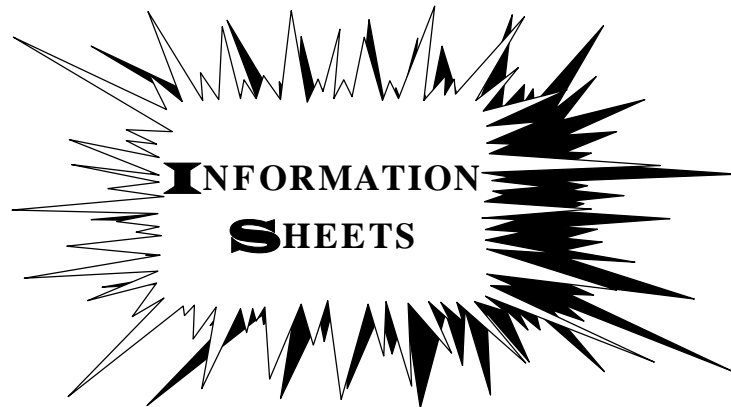


PARLIAMENTARY OFFICERS					
	PUZZLE	CLUE			
1	Ready! Set! <u>  </u> ! + <b>WN</b>	_____			
2	M + 	_____			
3	Re + 	_____			
4	te <u>l</u> l + E  + + i😊n	_____			
5	<u>u</u> nique + <table border="1" data-bbox="670 1836 837 1937"> <tr><td>Name.....</td></tr> <tr><td>Age.....</td></tr> <tr><td>School.....</td></tr> </table>	Name.....	Age.....	School.....	_____
Name.....					
Age.....					
School.....					

GOVERNMENT	
PUZZLE	CLUE
6 Either/___ +  <del>e</del>	_____
7  air + <del>V</del> <sup>i</sup>  <del>a</del>	_____
8  + <b>i</b> + <del>J</del> <b>n</b> 	_____
9 <b>DE</b> + (b 8)	_____
10   ... <b>A</b> is _ <del>a</del> <b>e</b> _____ than <b>B</b> _____	_____
11 <del>h</del> <sup>P</sup>  <del>P</del> + <del>w</del>  <b>it</b>	_____

OPPOSITION	
PUZZLE	CLUE
12  tter +  <del>L</del> <del>D</del>	_____
13  <del>en</del> + <b>ST</b> +  + <del>s</del> on	_____
14 1...2...3...4...5...6...7	_____
15 <b>V</b> + <del>n</del> 	_____

## ACTIVITY 2



Correct your sheets, “CLINCH THAT CLUE!” by finding the answers under the heading CLUE on your INFORMATION SHEETS.

These clues then direct you to the titles of key roles in the functioning of the Queensland Parliament and what function that role performs.

### PARLIAMENTARY OFFICERS — NON-ELECTED

	CLUE	TITLE	ROLE DESCRIPTION
1.	<b>gown</b>	<b>Clerk of the Parliament</b>	I wear a black gown while in the Chamber. I keep a record of all decisions made in the Chamber and advise the Speaker and Members on the rules of parliamentary procedure.
2.	<b>Mace</b>	<b>Sergeant-at-Arms</b>	I carry the Mace into the Chamber and assist the Speaker in keeping order in the Legislative Assembly.
3.	<b>record</b>	<b>Hansard Reporter</b>	I work in the Hansard Gallery of the Legislative Assembly Chamber and keep the official record of parliamentary debates.
4.	<b>television</b>	<b>Media representative</b>	I work in the Media Gallery of the Chamber and report on the proceedings of Parliament to the Queensland people. I may work in television, radio or for newspapers.
5.	<b>uniform</b>	<b>Attendant</b>	I wear a uniform and prepare the Chamber before sittings and I deliver messages to the Members.

**GOVERNMENT MEMBERS — ELECTED BY THE PEOPLE**

CLUE	TITLE	ROLE DESCRIPTION
6. <b>order</b>	<b>Speaker</b>	I occupy the Speaker's Chair, keep order and enforce the rules of parliamentary procedure.
7. <b>chief</b>	<b>Premier</b>	I am the leader of the Government and as the Chief Minister I am the main spokesperson for the Government in parliamentary proceedings.
8. <b>cabinet</b>	<b>Minister</b>	I am responsible for the Government Department of _____. I answer questions and make speeches in the Chamber. I am one of 18 Ministers who together form the Cabinet.
9. <b>debate</b>	<b>Chairman of Committees</b>	I am the Deputy Speaker and may be the chairperson of proceedings when a Bill is debated during the consideration in detail stage.
10. <b>teller</b>	<b>Government Whip</b>	I am responsible for Government Members being in the Chamber to vote on divisions and I count the votes and give the results to the Speaker.
11. <b>speech</b>	<b>Government Backbencher</b>	I am not in the Ministry but may make speeches, ask questions and vote in the Chamber.

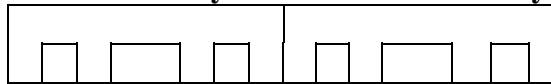
**OPPOSITION MEMBERS — ELECTED BY THE PEOPLE**

CLUE	TITLE	ROLE DESCRIPTION
12. <b>leader</b>	<b>Leader of the Opposition</b>	I am the main spokesperson for the Opposition. I organise the Shadow Ministers and watch the Government's performance closely.
13. <b>question</b>	<b>Shadow Minister</b>	I am the Opposition's spokesperson on _____ and I question the Government Minister for _____ (as above) on his/her responsibilities. I am a member of the Shadow Cabinet.
14. <b>count</b>	<b>Opposition Whip</b>	I am responsible for Opposition Members being in the Chamber to vote on divisions and I count the votes and give the results to the Speaker.
15. <b>vote</b>	<b>Opposition Backbencher</b>	I am not in the Shadow Ministry but may make speeches, ask questions and vote in the Chamber.

# WHO SITS WHERE?

**Media Gallery**

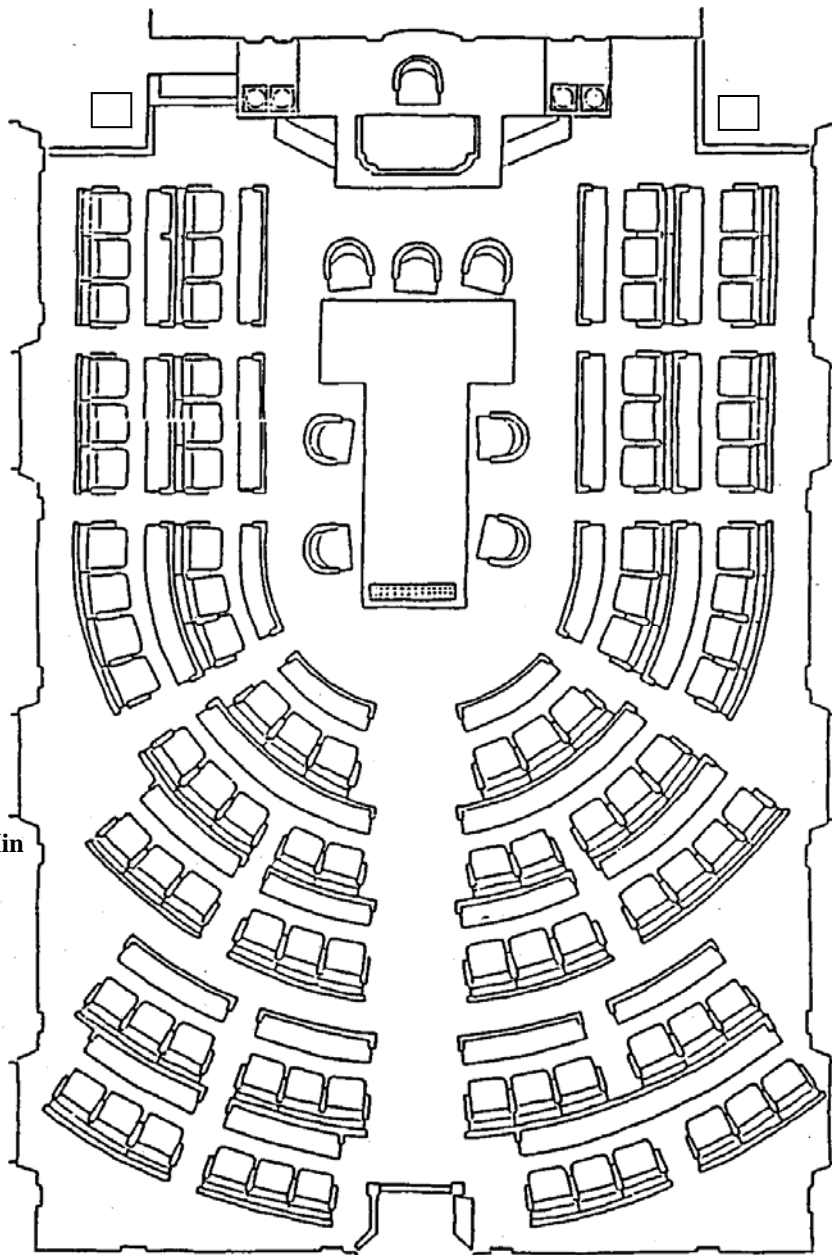
**Hansard Gallery**



(These Galleries are up above the Chamber)

**CODING**

- The Clerk..... **Cl**
- Sergeant-at-Arms . **S**
- Hansard ..... **H**
- Media ..... **M**
- Attendant..... **A**
  
- Speaker..... **Sp**
- Premier ..... **P**
- Minister ..... **Min**
- Chairman of  
Committees ..... **Ch**
- Government Whip **GW**
- Government  
Backbencher..... **GB**
  
- Leader of the  
Opposition..... **LO**
- Shadow Minister .. **S. Min**
- Opposition Whip .. **OW**
- Opposition  
Backbencher..... **OB**
  
- Independent..... **I**



**THE LEGISLATIVE ASSEMBLY CHAMBER**