Childrens Court of Queensland

Annual Report 2016 - 2017

Contents

PRESIDENT'S OVERVIEW 1
General 1
Youth justice trends summary 2
Activities and consultations 3
Childrens Court Committee 3
Seventeen year olds 4
Thanks 5
EXPLANATORY NOTES 6
Definitions 6
Interpreting the data 9
SUMMARY 11
Juvenile defendants by court level 11
Young Aboriginal and Torres Strait Islander people 15
Charges against juveniles by court level 16
Penalties received by juvenile offenders 17
Cautions 18
Youth justice conferencing 18
THE COURTS 21
Time elapsed to finalise court proceedings 21
Childrens Court of Queensland 21
Applications for sentence review 23
Applications for bail 23
Appeals 24
Applications for parentage orders 25
Magistrates Court 26
Applications for child protection orders under the Child Protection Act 1999 28
Supreme and District Courts 29
SUPERVISED YOUTH JUSTICE ORDERS 31
Community supervision 34
Youth detention 36
Remand in custody 39
VICTIMS OF JUVENILE OFFENDERS 40
APPENDIX 42
Detailed tables 42

Tables and graphs

Table 1 Juvenile defendants[(a)] by court level of final disposition[(b)], Queensland, 2015–16r to 2016–17 11
Table 2 Distinct young persons with a charge disposed of[(a)] in a Queensland court, by age 12
Table 3 Proportion of distinct young persons with a charge disposed of[(a)] in a Queensland court, by sex 13
Table 4 Rate[(a)] of young people with a charge disposed of[(b)] in a Queensland court per 1,000 persons aged 10–17 years, by Indigenous status 15
Table 5 Charges against juveniles by court level of final disposition[(a)], Queensland, 2015–16r and 2016–17 16
Table 6 Juvenile offenders[(a)] by most serious penalty, Queensland, 2015–16r and 2016–17 17
Table 7 Juvenile offenders[(a)] proceeded against by caution, by offence type, Queensland, 2015–16r and 2016–17 18
Table 8 Offences for which young people were proceeded against by community conference, by offence type, 2016–17 19
Table 9 Average number of days[(a)] to finalise youth justice proceedings, by court level . 21
Table 10 Childrens Court of Queensland: Juvenile defendants[(a)] disposed of by age, Queensland, 2015–16r and 2016–17 21
Table 11 Childrens Court of Queensland: Charges against juveniles disposed of by offence type, Queensland, 2015–16r and 2016–17 22
Table 12 Childrens Court of Queensland: Juvenile offenders[(a)] by most serious penalty, Queensland, 2015–16r and 2016–17 22
Table 13 Applications for sentence review – Youth Justice Act 1992, 2011–12, 2012–13, 2013–14, and 2016–17[(a)(b)] 23
Table 14 Applications for bail to the Childrens Court of Queensland, 2012–13, 2013–14, 2014–15, 2015–16 and 2016–17[(a)(b)] 23
Table 15 Appeals to Childrens Court of Queensland, 2011–12 to 2016–17, Child Safety Services (DCCSDS) as respondent [(a)(b)(c)] 24
Table 16 Appeals[(a)] lodged pursuant to s222 of the Justices Act 1886, by court location and financial year, 2011–12 to 2016–17 24
Table 17 Originating applications to Childrens Court of Queensland for Surrogacy Act parentage orders[(a)], 2011–12 to 2016–17[(b)(c)] 25
Table 18 Magistrates Court: Juvenile defendants[(a)] by method of finalisation, Queensland, 2015–16r and 2016–17 26
Table 19 Magistrates Court: Charges against juveniles by method of finalisation, Queensland, 2015–16r and 2016–17 26
Table 20 Magistrates Court: Charges against juveniles disposed of[(a)] by offence type, Queensland, 2015–16r and 2016–17 27
Table 21 Magistrates Court: Juvenile offenders[(a)] by most serious penalty, Queensland, 2015–16r and 2016–17 27
Table 22 Applications for child protection orders[(a)], 2011–12 to 2016–17 28
Table 23 Supreme and District Courts[(a)]: Juvenile defendants[(b)] disposed of, by age, Queensland, 2015–16r and 2016–17 29
Table 24 Supreme and District Courts[(a)]: Charges against juveniles disposed of, by offence type, Queensland, 2015–16r and 2016–17 29
Table 25 Supreme and District Courts[(a)]: Juvenile offenders[(b)] by most serious penalty, Queensland, 2015–16r and 2016–17 30
Table 26 Age of juvenile offenders commencing a supervised youth justice order 31
Table 27 Rate[(a)] of young people aged 10–17 years on a supervised youth justice order per 1,000, by Indigenous status 33
Table 28 Supervised youth justice orders commenced[(a)] by juvenile offenders, by order type 33
Table 29 Supervised youth justice orders commenced by juvenile offenders in 2015–16: type of order by completion status as at 30 June 2017[(a)] 34
Table 30 Supervised youth justice orders commenced by juvenile offenders: type of order by completion status as at 30 June of the following period[(a)] 34

Table 31 Rate of young people in youth detention per 10,000, by Indigenous status 38
Table 32 Detention orders by custody status at time of sentencing 39

Figure 1 Distinct young persons aged 10–17 years with a charge disposed of[(a)(b)] in a Queensland court 12
Figure 2 Percentage of proven offences[(a)(b)] accounted for by juvenile offenders in 2016–17 13
Figure 3 Ten-year comparison[(a)] of number of juvenile defendants[(b)] disposed of[(c)] in all Queensland Courts[(d)] 14
Figure 4 Percentage of young people aged 10–17 years with a charge disposed of[(a)] in a Queensland court, by Indigenous status[(b)] 15
Figure 5 Ten-year comparison[(a)] of number of charges[(b)] against juvenile defendants disposed of[(c)] in all Queensland courts[(d)] 16
Figure 6 Number of distinct juvenile offenders aged 10–17 years commencing a supervised youth justice order[(a)(b)] 31
Figure 7 Percentage of juvenile offenders aged 10–17 years commencing a supervised youth justice order, by sex 32
Figure 8 Percentage of juvenile offenders commencing a supervised youth justice order, by Indigenous status[(a)] 32
Figure 9 Average daily number of young people in youth detention[(a)] 36
Figure 10 Average daily number of young people in youth detention, by sex 37
Figure 11 Percentage of average daily number of young people in youth detention, by Indigenous status[(a)] 37
Figure 12 Total daily number of young females in youth detention[(a)], 1 July 2011 to 30 June 2017 38
Figure 13 Average daily number of young people in youth detention, by legal status 39
Figure 14 Victims of acts intended to cause injury by juvenile offenders, by age and sex of victim, 2016–17 40
Figure 15 Victims of sexual assault and related offences by juvenile offenders, by age and sex of victim, 2016–17 41

PRESIDENT'S OVERVIEW

General

The statistics provided in this year's annual report indicate a gratifying reduction in both the number of juvenile defendants "disposed of" in all Queensland courts, (see Explanatory Notes for meaning of the term), the number of distinct young persons dealt with and the number of charges dealt with.

There was an 8.3% decrease across all courts of juvenile defendants disposed of (from 7,063 in 2015–16 to 6,479 in 2016–17 (Table 1)). A juvenile defendant is "disposed of" when all their charges are either proved or dismissed or withdrawn. In 2016–17 80.9% of juvenile defendants were either found guilty or pleaded guilty. There was a 4.1% decrease in the number of charges disposed of (from 25,922 in 2015–16 to 24,860 in 2016–17), (Table 5). Again, that figure includes charges where acquittals were entered or charges were withdrawn. In 2016–17 there were 3,654 distinct juveniles with a charge disposed of compared to 3,743 in 2015–16. As noted in the Summary there has been a downward trend in this number since 2012–13 (Figure 1).

As noted in previous reports, the ten-year trend lines in relation to both juvenile defendants and charges disposed of (Figures 3 and 5) do not show a dramatic increase in youth offending since 2007–08.

Again, a relatively small number of juvenile offenders were responsible for a large number of offences. In 2016–17, 10% of juvenile offenders were responsible for 43% of all proven offences (Figure 2).

Aboriginal and Torres Strait Islander offenders continue to be grossly overrepresented. In 2016–17, young Aboriginal and/or Torres Strait Islander people accounted for 48% of young people who had a charge disposed of. This is higher than in previous years (Figure 4). That overrepresentation is more evident in relation to juveniles held in detention. Again, two out of every three young people in youth detention on an average day were indigenous. That percentage has increased from 67% in 2012–13 to 71% in 2016–17 (Figure 11). More needs to be done in relation to addressing the causes of offending by indigenous young people if this trend is to be reversed.

In 2016–17, the average daily number of young people in youth detention was 179 compared to 186 in 2015–16 (Figure 9). The average daily number in youth detention on remand decreased in 2016–17 to 142 per day compared to 145 per day the previous year. The majority of young people in detention are on remand. In 2016–17, 79% of young people in detention were on remand on an average day (Figure 13). Of all court appearances in 2016–17 at which a detention order was made, 41% resulted in the young person being released from court following sentencing with no time remaining to serve in custody (Table 32). As recommended in last year's report, more should be done to provide facilities other than detention centres for those on remand. The Government has recently announced the establishment of a number of "supervised bail houses" which will, hopefully, reduce the number of juveniles held on remand because of otherwise unsuitable residential alternatives.

There has again been a decrease in the number of cautions administered by the Queensland Police Service. In 2016–17, 11,056 cautions were administered, which was a decrease of 1.1% from 11,174 in 2015–16 (Table 7). In comparison, 6,479 juvenile defendants were disposed of in court in the same period. This followed substantial drops in the number of cautions administered in 2011–12 (9.1%), 2012–13 (13.3%) and 2013–14 (5.8%). There was an increase of 6.4% in 2014–15. The reasons for the steady decline are unclear.

The Childrens Court Committee continues to address systemic issues with particular emphasis on the length of time it takes to finalise proceedings and the large proportion of juveniles in remand detention.

Youth justice trends summary

There was an overall decrease in the number of juveniles whose cases were disposed of in all Queensland courts in 2016–17 from the previous year (from 7,063 to 6,479). That figure includes cases where charges were withdrawn or acquittals were entered. The number of individual young people dealt with decreased from 3,743 to 3,654. There was an overall decrease in the number of charges against juveniles from 25,922 to 24,860. Again, these figures include charges which were withdrawn or acquittals entered.

The Childrens Court of Queensland disposed of 1,812 charges against 361 defendants in 2016–17, an increase of 9.4% in the number of defendants from the previous year. There was a 5.9% increase in the number of charges dealt with (1,711 in 2015–16). The Childrens Court constituted by a Magistrate disposed of 6,357 juvenile defendants, a decrease of 9.5% from the previous year. There were 260 juveniles committed to a higher count (a decrease of 16.1% from the previous year). Those juveniles faced 1,046 charges. There was a 4.9% decrease in the number of charges dealt with in the Magistrates Court (from 24,162 to 22,976). The Magistrates Court disposed of 94.1% of juvenile defendants in 2016–17.

For charges disposed of in 2016–17, it took an average of 51 days to finalise proceedings in the Magistrates Court. The average time taken to finalise proceedings in the Childrens Court of Queensland was 369 days (that is the period from the date of first mention in the Magistrates Court to finalisation in the Childrens Court of Queensland).

In 2016–17, 90 (or 1.7%) of those juveniles who were found guilty of offences were sentenced to detention, and a further 365 (7.0%) received immediate/conditional release orders.

In 2016–17, 1,605 distinct juvenile offenders commenced a supervised youth justice order. This was a 7% decrease from the previous year. The majority of community–based supervision orders commenced in 2015–16 were successfully completed by the end of 2016–17 (70% of probation orders and 69% of community service orders). In relation to court ordered graffiti removal orders, 83% were successfully completed. One-quarter of probation orders and community service orders and 40% of all conditional release orders, were subject to breach action on or before 30 June 2017.

With the re-introduction of sentence reviews on 1 July 2016, 25 reviews were determined in 2016–17. This compared with 36 in 2013–14, 51 in 2012–13 and 71 in 2011–12.

Court referrals to youth justice conferencing recommenced on 1 July 2016. In 2016–17, the Youth Justice restorative justice program received a total of 2,110 referrals. A total of 1,378 referrals involved a youth justice conference. Of those, 95% resulted in an agreement reached between the participants (including the victims of the crime). Of those participants who participated in a satisfaction survey, 94% were satisfied with the process and outcome of the conferences.

Cautions administered by the Queensland Police Service decreased by 1.1% from the previous year (from 11,174 to 11,056). In contrast, 6,479 juvenile defendants were disposed of in court in the same period.

In the Childrens Court of Queensland there were 55 bail applications, a decrease from 62 in the previous year. There were also 14 applications under the *Surrogacy Act 2010* for parentage orders.

There were 4,255 applications for child protection orders lodged in the Magistrates Court, an increase from 3,979 the previous year. There were 29 appeals to the Childrens Court of Queensland in relation to child protection orders, an increase from 14 the previous year.

Activities and consultations

On 23 August 2016, the Chief Judge and I met with representatives of Protect All Children Today (PACT) in one of the regular liaison meetings. On 13 September 2016, I attended the joint Annual General Meeting of PACT and the PACT Foundation Ltd.

From 21 to 24 November, I attended the 20th annual meeting of the South Pacific Council of Youth and Children's Courts (SPCYCC) in Melbourne. As reported previously, the charter of the Council is to support the development of youth justice and child protection systems and maintenance of law in the region. Details of the Council, its charter and its role can be found at the SPCYCC website. The themes of the meeting included the impact of the Youth Justice System on Koori children, trends in youth offending, education justice initiatives in Victoria, clinical forensic medicine for children, a tour of the Broadmeadow's Childrens Court Complex, the impact of family violence on children and child safety issues. The attendees came from Victoria, New South Wales, Western Australia, the ACT, the Northern Territory, New Zealand, Vanuatu, Nauru, Tuvalu, Samoa, the Cook Islands and UNICEF. It was resolved that the 2017 meeting would be held in the Cook Islands. Attendance at the meeting was funded from my Jurisprudential allowance.

- On 9 December 2016, I met with a delegation of Korean Judges in relation to the operations of the Queensland Childrens Court.
- On 23 January 2017, I met with Commissioner Margaret White AO and Commissioner Mick Gooda of the Royal Commission into the Protection and Detention of Children in the Northern Territory about the Queensland youth justice system. On 11 May 2017, I gave evidence by video links to the Royal Commission concerning the Queensland system.
- On 24 January 2017, the Chief Judge, after consultation with me, sent a response to the Executive Director, Courts Service about proposals to amend the Commonwealth Family Law Act to extend Family Law jurisdiction to certain State courts including the Childrens Court.
- On 13 March 2017, I responded to the Department of Justice and Attorney-General (DJAG) in relation to proposed amendments to the *Public Guardian Act 2014*.
- On 16 March 2017, the Chief Judge and I met with officers of DJAG in relation to the Remand Numbers Project being conducted by that Department.
- On 3 May 2017, I met with the Attorney-General to discuss issues concerning the Childrens Court.
- On the 29 May 2017, I responded to DJAG about the Draft Child Protection Reform Amendment Bill 2017.
- On 15 June 2017, together with the Chief Magistrate and Deputy Magistrate O'Shea, I attended a briefing session on the Bill with officers of the Department of Communities, Child Safety and Disability Services.
- On 8 June 2017, I attended the Legal Aid Queensland Separate Representative and Child Protection Masterclass reception.

Throughout the year I met with various officers of Youth Justice to discuss various issues concerning the Childrens Court including the transition of 17 year olds to Youth Justice and alternative detention options.

I continued to chair meetings of the Childrens Court Committee throughout the year.

Childrens Court Committee

The Committee met monthly throughout the reporting period to consider systemic change to the Youth Justice system aimed specifically at reducing delays in the progress of matters and reducing the number of young people held in remand detention. The Committee also considered a wide range of other matters impacting on the Youth Justice system.

In relation to the progress of matters, Practice Directions were issued designed to have matters dealt with more speedily. In particular, the Chief Magistrate issued a Practice Direction to extend case conferencing to Childrens Court matters (No2/2017).

The Committee recommended to the Government that the role of the DPP be extended to prosecute indictable matters in several high volume Magistrates Court locations to reduce the double handling that occurs when police prosecute in the Magistrates Court and the DPP take over the prosecutions in the higher courts. Such an innovation would reduce the time taken to complete matters and enable negotiations aimed at the early resolution of matters. The proposal, in my view, had the most potential to achieve the Committee's aims. Unfortunately, the proposal did not receive budget approval.

The Committee recommended a number of training proposals aimed at practitioners to familiarise them with the procedures in this specialist area of practice. There was published regular articles in Proctor about youth justice issues. Legal Aid Queensland developed a training package which is being delivered state-wide and will be launched in electronic format.

The Committee welcomed the formation of a Child Youth Mental Health Service by Queensland Health which provides assessment services at a number of Childrens Court locations from Rockhampton south. Practice Direction No7 of 2017 was issued by the Chief Magistrate to assist with case management in the Childrens Court when issues arise under Chapter 6, Part 2 of the *Mental Health Act 2016*. The committee recommended to the Government that there should be established a Youth Mental Health Forensic Facility to address issues involving youth suffering mental illness or drug-induced conditions who are held in detention.

The Committee has considered a large number of other issues including the streamlining of the Conditional Bail Program, the provision of alternatives to detention for those young people on remand, the diversion of young people from the youth justice system, the use of video links in Childrens Court proceedings, the inappropriate charging of children held in State care for minor disciplinary matters and the role that Education Queensland should play in relation to young people who are disengaged from education. To that end, Education Queensland were invited to join the Committee.

The Committee receives regular reports from Youth Justice about the administrative arrangements being put in place in relation to the transition of 17 year olds into the youth justice system.

Membership of the Committee includes the Deputy Chief Magistrate, the Director of Public Prosecutions, the Deputy Director-General Youth Justice, the Executive Director, Supreme, District and Land Court Services, the Executive Director Magistrates Court Service, and representatives from the Bar Association, the Law Society, the Queensland Police Service, Legal Aid Queensland, the Aboriginal and Torres Strait Islander Legal Service, the Youth Advocacy Centre, the office of the Public Guardian, the Department of Communities, Child Safety and Disability Services, Queensland Health (Forensic Child Youth and Mental Health Services) and various officers from Youth Justice, DJAG and the Magistrates Court.

Seventeen year olds

On 11 November 2017, the Youth Justice and Other Legislation (inclusion of 17-year-old Persons) Amendment Act was assented to. The Act commences on a day to be fixed by proclamation. Proclamation of the Act has been deferred to 12 February 2018.

The amendments make the Queensland law in relation to the age of children with respect to criminal liability consistent with the law in all other Australian States and Territories. It also conforms with Australia's obligations under the United Nations Convention on the Rights of the Child.

The Act provides a power to make regulations which will provide transitional arrangements for the transfer of 17 year-olds from the adult criminal justice system to the youth justice system. The complexity of the transition process is the reason for the delay in proclamation. The Explanatory Notes to the Bill indicate that a period of 12 months was required "to give

relevant government and non-government stakeholders sufficient time to develop transitionary procedures, draft regulations and implement strategies to reduce the number of young people currently in detention".

On 7 September 2016, the Premier announced that the transition required a whole of government approach. In May 2017, the Attorney-General announced that the 2017–18 Budget provided a package of $199.6 million over four years "to transition 17-year-olds from the adult justice system into the youth justice system."

I am aware from reports to the Childrens Court Committee of the large volume of work being undertaken to address the many complex issues raised by the transition.

The Government is to be congratulated for this long overdue reform.

Thanks

I would like to thank the Judges of the Childrens Court for their assistance in managing the workload of the Childrens Court. During 2016–17, Judges Muir, Kefford and Lynch were appointed Judges of the Childrens Court.

I again thank the Magistrates for their work in this area. The Magistrates across the state perform over 90% of the judicial work in the youth justice system as well as an increasing number of complex child protection matters.

I thank the court and registry staff for the contribution they make to the youth justice system.

Again it is appropriate to recognise the dedication of others involved in the Childrens Court system, including staff in the Office of the Director of Public Prosecutions (Qld), Legal Aid Queensland, the Youth Advocacy Centre, the Aboriginal and Torres Strait Islander Legal Service, staff of the Department of Communities, Child Safety and Disabilities, staff of the Office of the Director of Child Protection Litigation, the Child Practitioners' Association of Queensland and other youth advocacy workers, the officers and volunteers of PACT, as well as officers from the Department of Justice and Attorney-General, particularly Youth Justice and Strategic Policy.

I wish to record my thanks to the members of the Childrens Court Committee for all the work undertaken. I particularly wish to thank Ms Kelly Briggs (Youth Justice) who is the Secretariat for the Committee, particularly for her organisational skills.

Finally, I wish to again thank the officers of the Performance Reporting and Business Application Support Reform and Support Services (DJAG) and the Queensland Government Statistician's Office (Queensland Treasury) for their assistance in the preparation of this report.

Michael Shanahan
President
Childrens Court of Queensland

EXPLANATORY NOTES

Background

Caution should be used in comparing the data in this report to those published in earlier reports, as changes in the scope of the court statistics occur from time to time.

Reference period

The statistics in this report focus on the financial year 1 July 2016 to 30 June 2017. Where possible, data from the previous financial year, and in some cases the previous nine years, are provided for comparison.

Data collection

Statistical information used in this report has been collected and prepared by the Queensland Government Statistician's Office, Queensland Treasury, from operational data collected by courts staff in all criminal courts in Queensland; juvenile caution and victims data from the Queensland Police Service; and youth justice data from the Department of Justice and Attorney-General's Youth Justice Services.

Records in the Courts database are regularly updated as new cases are included and input errors are detected and rectified. This constant updating and data verification may result in a slight variance of figures over time.

The Childrens Court of Queensland Annual Report uses counting rules prescribed by the Australian Bureau of Statistics (ABS). The Magistrates Court Annual Report uses Report on Government Services (RoGS) counting rules as prescribed by the Australian Government Productivity Commission. The differences in the counting rules make the two reports incomparable. The main difference is the unit counted in the RoGS counting rules is lodgements, which gives a measure of workload, while the unit counted in the ABS counting rules is dispositions, which gives a measure of results.
Further information regarding the counting rules is available from the following websites:

Australian Bureau of Statistics: www.abs.gov.au
Report on Government Services: www.pc.gov.au/gsp/rogs

Symbols used in tables

—	nil
. .	not applicable
r	revised

Definitions

caution

an official warning given at police discretion to juveniles as an alternative to a charge.

charge

a formal accusation of an offence.

child

see *juvenile.*

Childrens Court

The Childrens Court is a special court which deals with Magistrates Court matters involving juveniles. (For the purposes of this report, Magistrates Court is the term used.) It is presided over by a Childrens Court magistrate.

Childrens Court of Queensland	an intermediate court created to deal with juveniles charged with serious offences, child safety appeals pursuant to s117 of the *Child Protection Act 1999* and applications under the Surrogacy Act. It is presided over by a Childrens Court judge, who is also a judge of the District Court of Queensland.
Childrens Court judge	a District Court judge appointed to the Childrens Court (s3, *Childrens Court Act 1992*).
Childrens Court magistrate	a magistrate appointed to the Childrens Court (s3, Childrens Court Act).
committal	referral of a case from a Magistrates Court to a higher court for trial or sentence.
Court of Appeal	the Supreme Court sitting in judgement on an appeal.
defendant	a person charged with a criminal offence. A person is counted as a defendant more than once if disposed of more than once during the reference period.
disposition	the ultimate finalisation and clearing of all matters to do with a defendant (for instance by a guilty finding and sentence, discharge or withdrawal, but not by committal or transfer to another court).
District Court of Queensland	a court constituted by a District Court judge (s3, Childrens Court Act, and s5, *District Court of Queensland Act 1967*). A District Court Judge who does not have a commission as a Childrens Court Judge has jurisdiction to deal with a juvenile in circumstances where a Childrens Court Judge is not available. Matters involving juveniles can be heard in the adult District Court if the juvenile is charged as an adult, or in other special circumstances, such as when a juvenile is co-accused with an adult, in accordance with guidelines set down in the Childrens Court Act and the *Youth Justice Act 1992.*
ex officio indictment	an indictment presented to a higher court by the Director of Prosecutions without a committal.
guilty finding	a determination by the court or as a result of a guilty plea that a defendant is legally responsible for an offence.
juvenile	a person who has not reached 17 years of age. (A person who has attained 17 years may be dealt with as a juvenile if the offence with which he or she is charged was committed before the age of 17 years). This definition will be revised for the 2017–18 report, in light of changes to legislation which take effect in November 2017.
Magistrates Court	a court of summary jurisdiction constituted by a magistrate or, in some circumstances, by two Justices of the Peace.
offence	an act or omission which renders the person doing the act or making the omission liable to punishment.
offence type	a category within a classification describing the nature of the offence; the *Australian and New Zealand Standard Offence Classification* (ANZSOC), 2008 is used in this report.

offender	a juvenile who has been found, or has pleaded, guilty of an offence.
penalty	a term of imprisonment or detention, fine or other payment, community service or supervision, surrender of licence or other imposition ordered by the court as part of the punishment of an offender after a guilty finding. *detention order* a custodial penalty placing a juvenile in a youth detention centre. *boot camp order* an order suspending a detention order upon a child, who is aged 13 years or above, entering a boot camp program for a period of at least three months but not more than six months. Such an order requires one month placement at a boot camp centre and the remainder as a period of community supervision. *boot camp (vehicle offences) order* an order made in relation to a child who is aged 13 years or above, who usually resides in an area prescribed by regulation and who is a recidivist vehicle offender. The provisions in relation to a “boot camp order” apply. *conditional release order* suspension by the sentencing court of a detention order against a juvenile offender conditional on participation in a program of up to three months. *intensive supervision order* is a sentencing option for young people who have been found guilty of an offence that if committed by an adult would make them liable to imprisonment. *community service order* a supervision penalty requiring an offender to perform a specified number of hours of unpaid community work. *graffiti removal order* an order made against a juvenile offender aged 12 years or above who is found guilty of a graffiti offence, to perform graffiti removal service for a specified number of hours. *probation order* a penalty allowing an offender freedom under supervision for a specified period, conditional upon compliance with the terms of the order. *fine* a monetary penalty requiring an offender to make a payment of a specified sum to the Crown. *good behaviour order* a penalty where an offender is ordered to be of good behaviour for a specified period and where a breach thereof may be taken into account if the juvenile re-offends during the period of the order. *reprimand* a formal reproof given by the court to a juvenile offender upon a guilty finding.
sentence	the determination by a court of the punishment to be imposed on a person who has been found guilty or has pleaded guilty.

serious offence	an offence that, if committed by an adult, would make the adult liable to imprisonment for life or for 14 years or more (s8, Youth Justice Act).
Supreme Court of Queensland	the highest court in the Queensland judicial system (with unlimited jurisdiction and dealing with murder, attempted murder, manslaughter and the most serious drug offences).
trial (criminal)	a hearing (in a District or Supreme Court) before a judge sitting with a jury or (in the Childrens Court of Queensland) by a judge alone to determine the guilt of a defendant charged with an offence.
youth justice conferencing	a diversionary option based on restorative justice principles whereby the police can divert young offenders from the court system. The victim of an offence has the right to veto any conference.

Interpreting the data

Breaches of juvenile justice orders	A juvenile found to have breached the conditions of a juvenile justice order (i.e. conditional release, probation, community service and good behaviour order) will appear in court for re-sentencing for the offence for which the order was originally made (Youth Justice Act). Therefore, as such breaches are not criminal offences, juveniles appearing for re-sentencing have been excluded from the data in this report. In 2016–17, 325 defendants appeared in Queensland courts for breach of juvenile justice order compared with 6,479 appearing for criminal offences. Breaches of justice orders which are criminal offences have been included in the court statistics (for example those related to escaping custody, breach of bail, or domestic violence protection orders).
Rates	Rates quoted in this report were calculated using the Queensland estimated resident population of 10–17 year olds. This age population is routinely used to calculate rates in national reporting on youth justice including the Report on Government Services (ROGS) and Australian Institute of Health and Welfare (AIHW) publications.
Recording of ages	Where possible, age has been calculated from the date of birth of the defendant to the date of finalisation.
Most serious penalty	Offenders may receive more than one type of penalty in a single disposition. Tables in this report show the number of offenders by their most serious penalty. For example, a person ordered to be detained and also placed on probation is counted in the “Detention” row only, because it is the more serious penalty.
Percentage totals	In tables in this report, constituent percentages may not add to 100% due to rounding to one decimal place.

Classification of offences

This report shows the classification of charges by "offence type". The offence classification used is based on the *Australian and New Zealand Standard Offence Classification* (ANZSOC), 2008. Offences are first classified into one of sixteen divisions using ANZSOC, then the National Offence Index (2009) is applied to establish an order of seriousness. These divisions are further broken down into offence types.

Detailed tables contain figures for all offence types. Summary tables in the body of the text give figures for all categories at the higher level and those at the lower level that are of particular interest.

Miscellaneous offences contain those that involve the breach of statutory rules or regulations that are not explicitly dealt with in any other division, such as: defamation, libel and privacy offences; public health and safety offences; or breaches of commercial/industry/financial regulations.

Caution

On a crime report, a caution is counted once only for each type of offence committed by an offender. Thus, a person cautioned for three property damage offences will only be counted once for that offence type, and a person cautioned for one burglary offence and one property damage offence will be counted twice, once for each offence type. The total number of cautions recorded is therefore less than the total number of offences for which offenders were cautioned.

Imprisonment

As a general rule, there is no power of imprisonment as opposed to detention under the Youth Justice Act. In rare cases, however, the power of imprisonment exists. For example, if a person commits a crime as a child, absconds and is arrested pursuant to warrant after attaining the age of 18, the court is empowered in an appropriate case to impose imprisonment by way of penalty (see Youth Justice Act, s140).

Juvenile defendants disposed of versus distinct young people disposed of

In this report, the Queensland Courts and Youth Justice Services use different terms to explain volume counts. With courts data, a person is counted as a defendant more than once if disposed of more than once during the reference period. Whereas a distinct young person is counted by Youth Justice only once, regardless of how many times the young person had a charge disposed of in the reference period.

SUMMARY

Juvenile defendants by court level

There were 6,479 juvenile defendants disposed of in all Queensland courts in 2016–17, a decrease of 8.3% from 7,063 in 2015–16. The number of defendants in the Magistrates Court decreased by 621 (9.2%). Over the same 12-month period in the Childrens Court of Queensland, the number increased by 31 (9.4%).

In 2016–17, the Magistrates Court disposed of 94.1% of juvenile defendants, the Childrens Court of Queensland 5.6%, and the District and Supreme Courts the remaining 0.3% (Table 1).

Table 1 Juvenile defendants[(a)] by court level of final disposition[(b)], Queensland, 2015–16r to 2016–17

Court level	2015–16r		2016–17		Change
	number	%	number	%	%
Magistrates	6,718	95.1	6,097	94.1	–9.2
Childrens Court of Queensland	330	4.7	361	5.6	9.4
District	15	0.2	19	0.3	26.7
Supreme	–	0.0	2	0.0	…
Total	**7,063**	**100.0**	**6,479**	**100.0**	–8.3

(a) A person is counted as a defendant more than once if disposed of more than once during the reference period.
(b) A defendant is disposed of when all the charges against him/her are proved or dismissed or withdrawn. Juveniles committed from a Magistrates Court are disposed of at a higher court and are counted here only at that level.

Source: Courts Database, Queensland Government Statistician's Office, September 2017

Following the pattern of previous years, males accounted for 72.8% of all finalised defendant dispositions in 2016–17. Fifteen to sixteen year olds represented 54.8% of all defendants, with a further 18.1% aged 14 years. (For more detail refer to Appendix Table 12).

Currently in Queensland, a young person is deemed to be a youth justice client if they offended while aged between 10 and 16 years. However, due to the time it takes to have charges heard and finalised in court, there will be a small number of young people aged 17 years and over who are dealt with as juveniles in the youth justice system. In addition, detention counts include young people aged 17 years and over who are completing their detention orders in a youth detention centre for offences that were committed as juveniles.

In 2016-17, there were 3,654 distinct young persons aged 10 to 17 years who had a charge disposed of in a Queensland court. There has been a downward trend in the number of distinct young people who had a charge disposed of in a Queensland court since 2012–13 (Figure 1).

Figure 1 **Distinct young persons aged 10–17 years with a charge disposed of[(a)(b)] in a Queensland court**

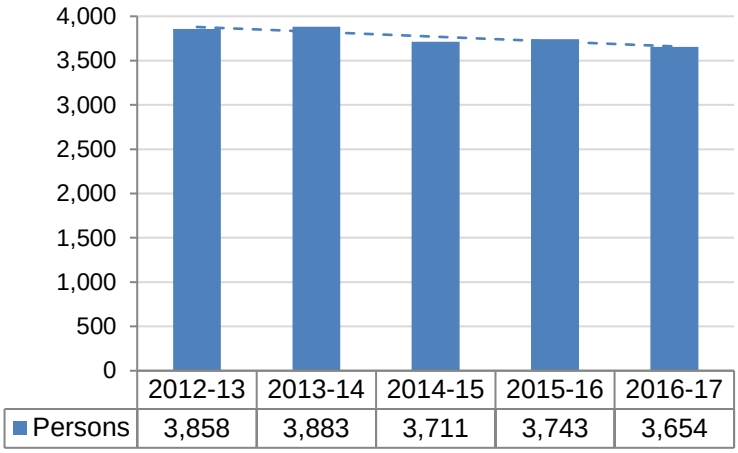

(a) These figures are based on first disposition of charges only (i.e. they exclude re-sentenced offences).
(b) Charges disposed of include those that were proven, dismissed or withdrawn.

Source: Youth Justice Services, Department of Justice and Attorney-General

Young people aged 16 years were consistently the largest single age group among juveniles who had a charge disposed of in a Queensland court, accounting for around one-third of the total in any given period. Those aged 15 years accounted for a quarter of the total. Apart from some year to year variations, the overall proportions for single age groups with a charge disposed of have remained relatively unchanged over the last five periods (Table 2).

Table 2 Distinct young persons with a charge disposed of[(a)] in a Queensland court, by age

Age [(b)]	2012–13	2013–14	2014–15	2015–16	2016–17
10	17	19	23	18	18
11	60	58	50	69	53
12	109	141	159	156	150
13	321	305	317	340	347
14	613	591	600	650	647
15	949	955	871	918	919
16	1,233	1,322	1,233	1,158	1,117
17	556	492	458	434	403
Total	**3,858**	**3,883**	**3,711**	**3,743**	**3,654**

(a) Charges disposed of include those that were proven, dismissed or withdrawn.
(b) Age is reported as at the earliest disposition per person per financial year.

Source: Youth Justice Services, Department of Justice and Attorney-General

Young males continue to outnumber young females, accounting for around three-quarters of all young people with a charge disposed of (Table 3).

Table 3 Proportion of distinct young persons with a charge disposed of[(a)] in a Queensland court, by sex

Sex	2012–13	2013–14	2014–15	2015–16	2016–17
Female	25%	26%	27%	27%	28%
Male	75%	74%	73%	73%	72%
Total	**100%**	**100%**	**100%**	**100%**	**100%**

(a) Charges disposed of include those that were proven, dismissed or withdrawn.

Source: Youth Justice Services, Department of Justice and Attorney-General

In 2016–17, ten percent of juvenile offenders were responsible for 43% of all proven offences (Figure 2).

Figure 2 Percentage of proven offences[(a)(b)] accounted for by juvenile offenders in 2016–17

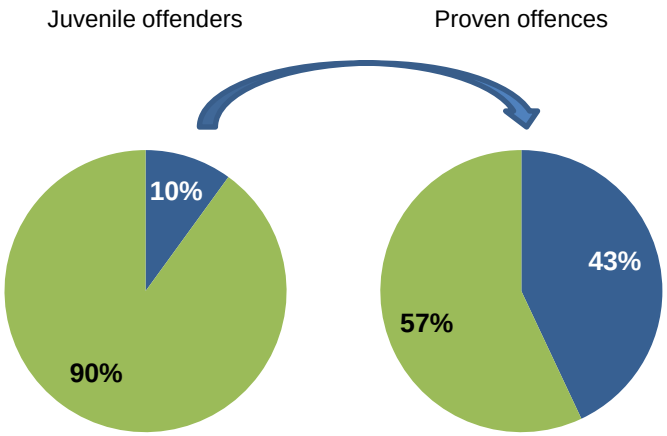

(a) This figure is based on proven offences disposed of during 2016–17.
(b) A proven offence excludes charges that were dismissed or withdrawn.

Source: Youth Justice Services, Department of Justice and Attorney-General

Figure 3 **Ten-year comparison[(a)] of number of juvenile defendants[(b)] disposed of[(c)] in all Queensland Courts[(d)]**

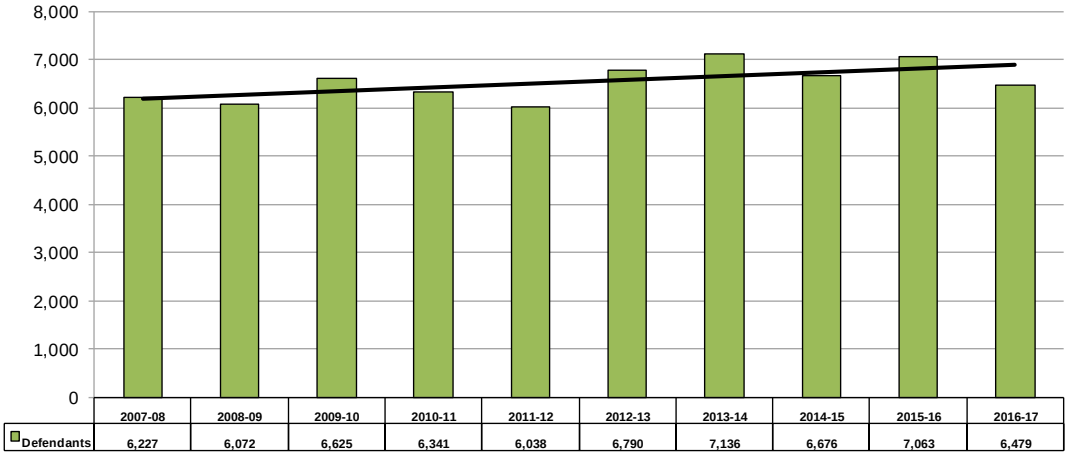

Note: Records in the Courts database are regularly updated as new cases are included and input errors are detected and rectified. This constant updating and data verification may result in a slight variance of figures over time.

(a) Figures for all years are as at September 2017, and therefore include revisions.
(b) A person is counted as a defendant more than once if disposed of more than once during the reference period.
(c) A defendant is disposed of when all the charges against him/her are proved or dismissed or withdrawn. Breaches of juvenile justice orders are excluded. Juveniles committed from a Magistrates Court are disposed of at a higher court and are counted here only at that level. Similarly, those defendants who are indefinitely referred to youth justice conferencing are not counted here.
(d) Includes counts from all court levels — Magistrates, Childrens Court of Queensland, District and Supreme.

Source: Courts Database, Queensland Government Statistician's Office, September 2017

Young Aboriginal and Torres Strait Islander people

In 2016–17, young Aboriginal and/or Torres Strait Islander people accounted for 48 percent of all young people who had a charge disposed of. This is higher than previous years.

Figure 4 **Percentage of young people aged 10–17 years with a charge disposed of[(a)] in a Queensland court, by Indigenous status[(b)]**

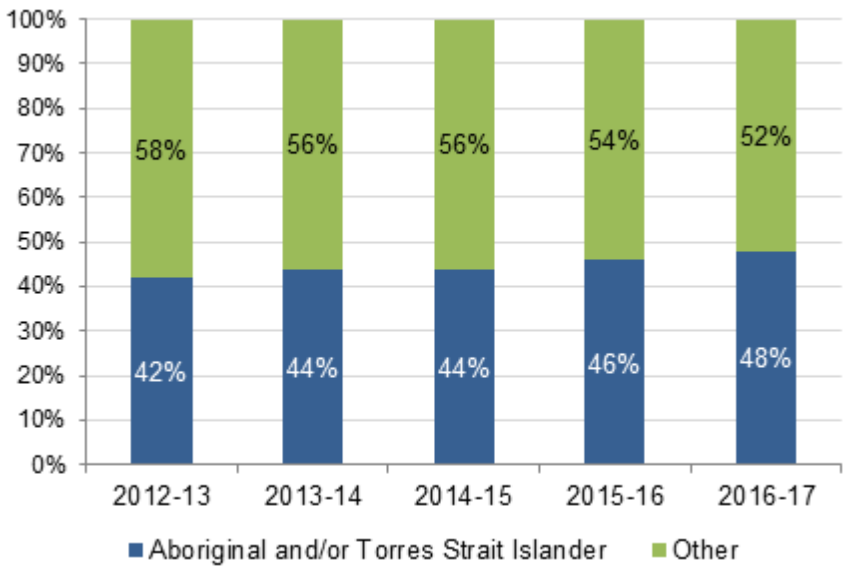

(a) Charges disposed of include those that were proven, dismissed or withdrawn.
(b) "Other" includes non-Indigenous young people and those whose Indigenous status is unknown or not specified.

Source: Youth Justice Services, Department of Justice and Attorney-General

Young Aboriginal and Torres Strait Islander people aged 10–17 years were 11 times as likely as other young people to have had a charge disposed of in a Queensland Court in 2016–17. This is slightly higher than the previous year (10 times as likely) (Table 4).

Table 4 Rate[(a)] of young people with a charge disposed of[(b)] in a Queensland court per 1,000 persons aged 10–17 years, by Indigenous status

Indigenous status	2012–13	2013–14	2014–15	2015–16	2016–17
Aboriginal and Torres Strait Islander	45.2	47.5	44.7	46.4	47.7
Other [(c)]	5.0	4.9	4.7	4.5	4.2

(a) Rates were calculated using the Queensland estimated resident population of 10–17 year olds.
(b) Charges disposed of include those that were proven, dismissed or withdrawn.
(c) "Other" includes non-Indigenous young people and those whose Indigenous status is unknown or not specified.

Source: Youth Justice Services, Department of Justice and Attorney-General

Charges against juveniles by court level

For all court levels, the average number of charges per juvenile defendant increased slightly, from 3.7 in 2015–16 to 3.8 in 2016–17. The average number per juvenile defendant in the Magistrates Court increased from 3.6 in 2015–16 to 3.8 in 2016–17, and those in the District Court from 3.3 to 3.6. There was a small drop in average charges per defendant in the Childrens Court of Queensland over the same period, from 5.2 to 5.0.

The offence categories with the largest number of charges in 2016–17 were theft and related offences with 7,686 charges (30.9%), unlawful entry with intent with 4,511 charges (18.1%), public order offences with 2,591 charges (10.4%) and property damage with 2,259 charges (9.1%). In total, these four offence categories represented 68.6% of all charges against juveniles. (For more detail refer to Appendix Table 1)

Table 5 Charges against juveniles by court level of final disposition[(a)], Queensland, 2015–16r and 2016–17

Court level	2015–16r		2016–17		Change
	number	%	Number	%	%
Magistrates	24,162	93.2	22,976	92.4	–4.9
Childrens Court of Queensland	1,711	6.6	1,812	7.3	5.9
District	49	0.2	69	0.3	40.8
Supreme	–	0.0	3	0.0	…
Total	**25,922**	**100.0**	**24,860**	**100.0**	–4.1

(a) Charges against juveniles committed from a Magistrates Court are disposed of at a higher court and are counted here only at that level.

Source: Courts Database, Queensland Government Statistician's Office, September 2017

Figure 5 Ten-year comparison[(a)] of number of charges[(b)] against juvenile defendants disposed of[(c)] in all Queensland courts[(d)]

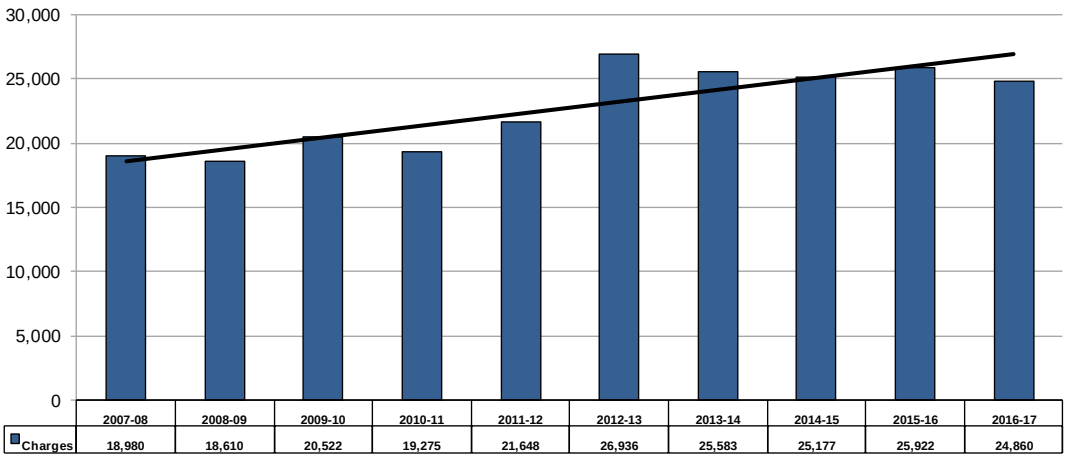

Note: Records in the Courts database are regularly updated as new cases are included and input errors are detected and rectified. This constant updating and data verification may result in a slight variance of figures over time.

(a) Figures for all years are as at September 2017, and therefore include revisions.
(b) Breaches of juvenile justice orders are excluded.
(c) A charge is disposed of by being proven or dismissed or withdrawn. Charges committed from a Magistrates Court are disposed of at a higher court and are counted here only at that level.
(d) Includes counts from all court levels — Magistrates, Childrens Court of Queensland, District and Supreme.

Source: Courts Database, Queensland Government Statistician's Office, September 2017

Penalties received by juvenile offenders

In 2016–17, 80.9% (5,245) of the 6,479 juvenile defendants in Queensland courts were either found guilty or pleaded guilty (Table 6).

Table 6 Juvenile offenders[(a)] by most serious penalty, Queensland, 2015–16r and 2016–17

Penalty[(b)]	2015–16r	2016–17	Change %
Detention[(c)]	122	90	–26.2
Immediate / conditional release[(d)]	428	365	–14.7
Community service	1,001	792	–20.9
Probation	1,169	1,102	–5.7
Treatment Orders	47	21	–55.3
Fine	65	57	–12.3
Compensation	17	26	52.9
Good behaviour	1,051	923	–12.2
Disqualification of drivers licence	28	11	–60.7
Reprimand[(e)]	2,045	1,858	–9.1
Total	**5,973**	**5,245**	–12.2

(a) A person is counted as an offender more than once if disposed of more than once during the reference period.
(b) In descending order of seriousness.
(c) Includes imprisonment, intensive supervision orders and boot camp orders.
(d) Includes suspended imprisonment.
(e) Includes other minor penalties such as convicted not punished.

Source: Courts Database, Queensland Government Statistician's Office, September 2017

Of those found guilty in 2016–17, 90 (or 1.7%) were sentenced to detention, and a further 365 (7.0%) received immediate/conditional release orders.

Reprimands and other minor penalties were ordered for 1,858 offenders (35.4%). The next largest group of 1,102 (21.0%) received a probation as their most serious penalty, followed by 923 (17.6%) with a good behaviour order.

Cautions

Data provided by the Queensland Police Service showed that 11,056 cautions were administered to juveniles in 2016–17, a decrease of 118 or 1.1% since 2015–16 (Table 7). In comparison, 6,479 juvenile defendants were disposed of in court in the same period.

As in 2015–16, the greatest number of cautions was administered for theft and related offences (3,071 or 27.8% of all cautions) in 2016–17. A further 1,535 were cautioned for illicit drug offences (13.9%), and 2,048 (18.5%) for "other offences", including dangerous or negligent acts, public order offences etc (see table footnote, below).

Table 7 Juvenile offenders[(a)] proceeded against by caution, by offence type, Queensland, 2015–16r and 2016–17

Offence type[(b)]	2015–16r	2016–17	Change %
Acts intended to cause injury	645	712	10.4
Sexual assault & related offences	1,025	732	–28.6
Robbery & extortion	30	32	6.7
Unlawful entry with intent	1,128	1,231	9.1
Theft & related offences	3,064	3,071	0.2
(Motor vehicle theft)	*568*	*568*	–
(Other theft)	*2,303*	*2,329*	*1.1*
(Receiving & handling)	*193*	*174*	*–9.8*
Deception & related offences	261	292	11.9
Illicit drug offences	1,607	1,535	–4.5
Property damage	1,346	1,393	3.5
Road traffic offences	9	10	11.1
Other offences[(c)]	2,059	2,048	–0.5
Total	**11,174**	**11,056**	–1.1

(a) A person is counted as an offender more than once if he/she has been cautioned for more than one type of offence, or for offences against more than one victim, or for offences during more than one incident.
(b) Only selected offence types are shown [in brackets] at the more detailed level.
(c) Other offences = *dangerous or negligent acts* + *abduction & related offences* + *weapons & explosives offences* + *public order offences* + *justice & government offences* + *miscellaneous offences*, and *inadequate data*.

Source: Queensland Police Service

Youth justice conferencing

Court referrals to the Youth Justice restorative justice program, which were discontinued in January 2013, were re-introduced on 1 July 2016. Therefore, the 2016–17 figures represent a break in time series and are not comparable with previous years' figures.

In 2016-17, the Youth Justice restorative justice program received a total of 2,110 referrals.

Young Aboriginal and/or Torres Strait Islander people accounted for 48 percent (1,003) of all referrals received in 2016–17.

In 2016–17, a total of 1,378 referrals were conferenced. This includes referrals received in 2015–16 that were conferenced in 2016–17.

Of the referrals conferenced, 95 percent resulted in an agreement being reached between conference participants. In addition, of those conference participants who responded to a participant satisfaction survey, 94 per cent were satisfied with the process and outcome of the conference[1].

[1] In 2016–17, a new conference participant survey was piloted which contained different questions to previous surveys. As a result, the 2016–17 participant survey is not comparable with previous surveys.

The majority of offences for which juvenile offenders were proceeded against by community conference in 2016–17 were unlawful entry with intent / burglary, break and enter (19.6%), theft and related offences (19.3%), and property damage (14.5%)(Table 8).

Table 8 Offences for which young people were proceeded against by community conference, by offence type, 2016–17

Offence type[(a)]	2016–17[(b)]
Homicide and related offences	1
Assaults	305
(Assault)	*298*
(Other acts intended to cause injury)[(c)]	*7*
Sexual offences	301
(Non-assaultive sexual offences)	*136*
(Sexual assault)	*165*
Dangerous or negligent acts endangering persons	187
(Dangerous or negligent operation of a vehicle)	*19*
(Other dangerous or negligent acts endangering persons)[(c)]	*168*
Abduction, harassment and other offences against the person	37
Robbery & extortion	53
Fraud and misappropriation	321
(Obtain benefit by deception)	*95*
(Other fraud and deception offences)[(c)]	*226*
Theft, breaking and entering etc	1,865
(Theft / Unlawful use of MV)	*230*
(Other theft)	*573*
(Receiving, unlawful possession)	*123*
(Breaking and entering)	*939*
Property damage	695
Driving, traffic and related offences	138
(Licence offences)	*56*
(Other traffic offences)[(c)]	*82*
Drug offences	277
(Possession or use of drugs)	*51*
(Deal or traffic illicit drugs)	*169*
(Manufacture or cultivate illicit drugs)	*3*
(Other drug offences)[(c)]	*54*
Prohibited and regulated weapons and explosives offences	25
Public nuisance offences	435
(Offensive conduct)	*92*
(Disorderly conduct)	*336*
(Regulated public order offences)	*7*
Offences against justice procedures, government security and government operations	128
(Breach of violence and non-violence orders)	*2*
(Offences against government operations)	*9*
(Offences against justice procedures)	*117*

Other offences	17
Total	**4,785**

(a) Offence categories and sub-categories correspond to Australian and New Zealand Standard Offence Classification (ANZSOC), 2008, where possible.
(b) Data are a count of offences for which conferences were held, not a count of conferences held or juvenile offenders who participated in a conference.
(c) Sub-categories relating to “other” offences include offences which are peripheral to the main offence category.

Source: Youth Justice Services, Department of Justice and Attorney-General.

THE COURTS

Time elapsed to finalise court proceedings

For charges disposed of in 2016–17, it took an average of 51 days to finalise proceedings in the Magistrates Court, which is slightly longer than in 2015–16 (49 days).

In 2016–17, the average time taken to finalise proceedings in the Childrens Court of Queensland was 369 days from the date of first mention in a Magistrates Court.

Table 9 Average number of days[(a)] to finalise youth justice proceedings, by court level

Court level[(b)]	2012–13	2013–14	2014–15	2015–16	2016–17
Magistrates Court	50	47	50	49	51
Childrens Court of Queensland [(c)]	352	322	327	349	369

(a) These figures are based on days elapsed between the date of first mention and date of disposition of each charge, averaged across all charges disposed of in the reported financial year.
(b) These figures exclude the District Court, Supreme Court and Murri Court due to low numbers of youth justice charges disposed of in these jurisdictions.
(c) Time elapsed for charges disposed of in the Childrens Court of Queensland is calculated from the date of first mention in a Magistrates Court.

Source: Youth Justice Services, Department of Justice and Attorney-General

Childrens Court of Queensland

The Childrens Court of Queensland disposed of 1,812 charges against 361 defendants in 2016–17. The majority of defendants were aged 15 years or older (304 or 84.2%), with 37.9% of all defendants aged 17 years or older, appearing for offences committed before the age of 17 (Table10). Only 15.8% of defendants were aged less than 15 years.

Table 10 Childrens Court of Queensland: Juvenile defendants[(a)] disposed of by age, Queensland, 2015–16r and 2016–17

Age	2015–16r	2016–17	Change %
12	2	3	50.0
13	13	10	–23.1
14	28	44	57.1
15	72	67	–6.9
16	97	100	3.1
17 & over[(b)]	118	137	16.1
Total	**330**	**361**	9.4

(a) A person is counted as a defendant more than once if disposed of more than once during the reference period.
(b) A person may be dealt with as a juvenile if the offence with which he/she is charged was committed before the age of 17 years.

Source: Courts Database, Queensland Government Statistician's Office, September 2017

In 2016–17, the Childrens Court of Queensland disposed of 5.9% more charges than in the previous year (Table 11). However, the average number of charges per defendant decreased in this period, from 5.2 in 2015–16 to 5.0 in 2016–17.

Table 11 Childrens Court of Queensland: Charges against juveniles disposed of by offence type, Queensland, 2015–16r and 2016–17

Offence type[(a)]	2015–16r	2016–17	Change %
Acts intended to cause injury	146	182	24.7
Sexual assault & related offences	263	214	–18.6
Robbery & extortion	220	211	–4.1
Unlawful entry with intent	256	352	37.5
Theft & related offences	429	416	–3.0
(Motor vehicle theft)	*212*	*210*	–0.9
(Other theft)	*189*	*169*	–10.6
(Receiving & handling)	*28*	*37*	32.1
Deception & related offences	43	39	–9.3
Illicit drug offences	48	63	31.2
Property damage	136	178	30.9
Road traffic offences	41	37	–9.8
Other offences[(b)]	129	120	–7.0
Total	**1,711**	**1,812**	5.9

(a) Only selected offence types are shown [in brackets] at the more detailed level.
(b) Other offences = *dangerous or negligent acts* + *abduction & related offences* + *weapons & explosives offences* + *public order offences* + *justice & government offences* + *miscellaneous offences*, and *inadequate data*.

Source: Courts Database, Queensland Government Statistician's Office, September 2017

Theft & related offences accounted for 416 (23.0%) of all charges in 2016–17, compared with 429 (25.1%) in 2015–16. Charges for unlawful entry with intent increased from 256, or 15.0% of all charges in 2015–16, to 352, or 19.4%, in 2016–17.

Of the 361 juvenile defendants before the Childrens Court of Queensland in 2016–17, 281 (77.8%) were found guilty or pleaded guilty (Table 12). Of these, 20 offenders (7.1%) received a custodial sentence as their most serious penalty, with a further 56 (19.9%) given an immediate/conditional release order. The most prevalent penalty was probation (54.8%).

Table 12 Childrens Court of Queensland: Juvenile offenders[(a)] by most serious penalty, Queensland, 2015–16r and 2016–17

Penalty[(b)]	2015–16r	2016–17	Change %
Detention[(c)]	25	20	–20.0
Immediate/conditional release[(d)]	86	56	–34.9
Community service	31	37	19.3
Probation	107	154	43.9
Good behaviour	6	7	16.7
Disqualification of drivers licence	1	1	..
Reprimand[(e)]	10	6	–40.0
Total	**266**	**281**	5.6

(a) A person is counted as an offender more than once if disposed of more than once during the reference period.
(b) In descending order of seriousness.
(c) Includes imprisonment, intensive supervision orders and boot camp orders.
(d) Includes suspended imprisonment.
(e) Includes other minor penalties such as convicted not punished.

Source: Courts Database, Queensland Government Statistician's Office, September 2017

Applications for sentence review

Table 13 Applications for sentence review – *Youth Justice Act 1992*, 2011–12, 2012–13, 2013–14, and 2016–17[(a)(b)]

Court location	2011–12	2012–13	2013–14[(b)]	2016–17[(b)]
Beenleigh	6	–	–	–
Brisbane	62	47	36	25
Cairns	2	–	–	–
Mount Isa	–	–	–	–
Townsville	1	4	–	–
Total	**71**	**51**	**36**	**25**

(a) This count is based on originating applications lodged at the Childrens Court of Queensland, pursuant to section 119 of the Youth Justice Act, within the reported period.
(b) Sentence Review legislation was repealed on 28 March 2014 and was enacted again on 1 July 2016.

Source: Department of Justice and Attorney-General, data current as at August 2017

Applications for bail

Table 14 Applications for bail to the Childrens Court of Queensland, 2012–13, 2013–14, 2014–15, 2015–16 and 2016–17[(a)(b)]

Court location	2012–13	2013–14	2014–15	2015–16	2016–17
Beenleigh	1	7	3	7	10
Brisbane	50	44	36	35	30
Cairns	–	3	2	2	–
Hervey Bay	–	–	1	2	–
Ipswich	5	12	5	2	6
Mackay	–	–	2	1	1
Maroochydore	–	–	1	–	1
Maryborough	–	–	–	1	–
Rockhampton	–	–	–	3	–
Roma	–	–	1	–	–
Southport	–	2	2	2	3
Toowoomba	5	3	5	7	–
Townsville	2	–	2	–	4
Total	**63**	**71**	**60**	**62**	**55**

(a) This count is based on originating applications lodged at the Childrens Court of Queensland within the reported period.
(b) The count is not a count of defendants as a defendant may apply for bail more than once.

Source: Department of Justice and Attorney-General, data current as at August 2017

Appeals

Table 15 Appeals to Childrens Court of Queensland, 2011–12 to 2016–17, Child Safety Services (DCCSDS) as respondent [(a)(b)(c)]

Court location	2011–12	2012–13	2013–14	2014–15	2015–16	2016–17
Beenleigh	1	–	–	–	–	–
Brisbane	5	9	8	4	4	21
Cairns	1	–	1	1	2	–
Gladstone	–	–	–	–	–	1
Hervey Bay	–	–	1	–	1	–
Ipswich	–	3	–	–	1	2
Mackay	–	1	–	–	–	–
Maroochydore	1	–	1	–	–	–
Maryborough	–	–	1	–	–	–
Rockhampton	–	–	–	–	–	4
Southport	1	1	6	7	3	1
Toowoomba	4	–	3	–	3	–
Townsville	1	–	–	–	–	–
Total	**14**	**14**	**21**	**12**	**14**	**29**

(a) The statistics are a count of appeals from a Magistrates Court to the Childrens Court of Queensland, relating to temporary assessment orders, temporary custody orders, court assessment orders or child protection orders under the Child Protection Act.
(b) Child Safety Services, Department of Communities, Child Safety and Disability Services was either respondent or appellant in each of the matters.
(c) The count is based on the originating appeal document lodged at the Childrens Court of Queensland within the reported period.

Source: Department of Justice and Attorney-General, data current as at 5 October 2017

Table 16 Appeals[(a)] lodged pursuant to s222 of the *Justices Act 1886,* by court location and financial year, 2011–12 to 2016–17

Court location	2011–12	2012–13	2013–14	2014–15	2015–16	2016–17
Brisbane	–	2	5	4	22	–
Bundaberg	–	–	–	–	1	–
Cairns	–	1	–	–	–	–
Ipswich	–	–	–	1	–	–
Kingaroy	–	2	–	–	–	–
Maroochydore	–	1	–	2	–	1
Maryborough	1	–	1	–	–	–
Southport	–	–	–	–	–	1
Toowoomba	2	–	3	1	2	–
Townsville	–	–	–	1	–	–
Total	**3**	**6**	**9**	**9**	**25**	**2**

(a) Under s222 of the Justices Act, if a person feels aggrieved by an order made in the Magistrates Court for an offence, the person may appeal the order to a District Court Judge.

Source: Queensland higher courts civil database (QCivil), Department of Justice and Attorney-General, September 2017

Applications for parentage orders

Table 17 Originating applications to Childrens Court of Queensland for Surrogacy Act parentage orders[(a)], 2011–12 to 2016–17[(b)(c)]

Originating court location	2011–12	2012–13	2013–14	2014–15	2015–16	2016–17
Brisbane	5	8	5	9	14	13
Cairns	1	–	–	–	–	–
Maroochydore	–	–	–	–	–	1
Rockhampton	–	1	–	–	–	–
Southport	–	1	–	–	–	–
Total	**6**	**10**	**5**	**9**	**14**	**14**

(a) Chapter 3, Part 2 of the Surrogacy Act – *Making a parentage order* facilitates the transfer of children born as a result of a surrogacy arrangement.
(b) The statistics reflect a count of originating applications for parentage orders made per section 21 of the Surrogacy Act.
(c) The count is based upon the originating application document lodged at the Childrens Court of Queensland within the reporting period.

Source: Department of Justice and Attorney-General, data current as at August 2017

Magistrates Court

In 2016–17, 6,357 juvenile defendants were disposed in the Magistrates Court in Queensland, a decrease of 9.5% from 7,028 in the previous year. Of these, 260 were committed to a higher court for trial or sentence, a decrease of 16.1% since 2015–16, and 6,097 were disposed of, either by a guilty finding (4,953 or 81.2%) or by discharge (1,144 or 18.8%)(Table18).

Table 18 Magistrates Court: Juvenile defendants[(a)] by method of finalisation, Queensland, 2015–16r and 2016–17

Method of finalisation	2015–16r	2016–17	Change %
Committed[(b)]	310	260	–16.1
Disposed	6,718	6,097	–9.2
Found guilty	*5,699*	*4,953*	–13.1
Discharged[(c)]	*1,019*	*1,144*	12.3
Total	**7,028**	**6,357**	–9.5

(a) A person is counted as a defendant more than once if disposed of more than once during the reference period.
(b) Includes only those appearances where committal to a higher court was the defendant's most serious outcome.
(c) Where all charges against the defendant were dismissed or withdrawn.

Source: Courts Database, Queensland Government Statistician's Office, September 2017

The difference between the 260 juvenile defendants committed to a higher court and the 382 disposed of in the Childrens Court of Queensland, and the District and Supreme Courts in 2016–17 is accounted for by ex officio indictments and matters committed to a higher court in 2015–16 being disposed of in 2016–17.

Of the 24,022 charges against juveniles in the Magistrates Court in 2016–17, 22,976 (95.6%) were disposed of, while 1,046 (4.3%) were committed to a higher court for trial or sentence (Table 19).

Table 19 Magistrates Court: Charges against juveniles by method of finalisation, Queensland, 2015–16r and 2016–17

Method of finalisation	2015–16r	2016–17	Change %
Committed	1,583	1,046	–33.9
Disposed	24,162	22,976	–4.9
Total	**25,745**	**24,022**	–6.7

Source: Courts Database, Queensland Government Statistician's Office, September 2017

In 2016–17, 22,976 charges against juveniles were disposed of in the Magistrates Court, 1,186 (6.7%) less than the previous year.

The largest number of charges disposed of were for theft and related offences (7,269 or 31.6%), followed by "other offences" (4,359 or 19.0%) and unlawful entry with intent (4,153 or 18.1%). (Table 20)

In total, these three offence types accounted for 68.7% of all charges disposed of in the Magistrates Court in 2016–17.

Table 20 Magistrates Court: Charges against juveniles disposed of[(a)] by offence type, Queensland, 2015–16r and 2016–17

Offence type[(b)]	2015–16r	2016–17	Change %
Homicide & related offences	1	2	100.0
Acts intended to cause injury	1,116	1,009	–9.6
Sexual assault & related offences	33	43	30.3
Robbery & extortion	66	111	68.2
Unlawful entry with intent	4,300	4,153	–3.4
Theft & related offences	7,027	7,269	3.4
(Motor vehicle theft)	*1,828*	*1,810*	–1.0
(Other theft)	*4,210*	*4,434*	5.3
(Receiving & handling)	*989*	*1,025*	3.6
Deception & related offences	905	1,206	33.3
Illicit drug offences	1,294	1,335	3.2
Property damage	2,754	2,074	–24.7
Road traffic offences	1,509	1,415	–6.2
Other offences[(c)]	5,157	4,359	–15.5
Total	**24,162**	**22,976**	–4.9

(a) Excludes committals.
(b) Only selected offence types are shown [in brackets] at the more detailed level.
(c) Other offences = *dangerous or negligent acts* + *abduction & related offences* + *weapons & explosives offences* + *public order offences* + *justice & government offences* + *miscellaneous offences*, and *inadequate data*.

Source: Courts Database, Queensland Government Statistician's Office, September 2017

Of the 6,097 juvenile defendants disposed of in the Magistrates Court in 2016–17, 4,953 (81.2%) were found guilty or pleaded guilty (Table 21). Of these, over one-third (1,852 or 37.4%) received a reprimand as their most serious penalty. A custodial sentence was given to 70 offenders (1.4%) and 307 (6.2%) received an immediate/conditional release order as their most serious penalty.

Table 21 Magistrates Court: Juvenile offenders[(a)] by most serious penalty, Queensland, 2015–16r and 2016–17

Penalty[(b)]	2015–16r	2016–17	Change %
Detention[(c)]	96	70	–27.1
Immediate/conditional release[(d)]	341	307	–10.0
Community service	965	754	–21.9
Probation	1,061	941	–11.3
Treatment order	47	21	–55.3
Fine	65	57	–12.3
Compensation	17	26	52.9
Good behaviour	1,045	915	–12.4
Disqualification of drivers licence	27	10	–63.0
Reprimand[(e)]	2,035	1,852	–9.0
Total	**5,699**	**4,953**	–13.1

(a) A person is counted as an offender more than once if disposed of more than once during the reference period.
(b) In descending order of seriousness.
(c) Includes imprisonment, intensive supervision orders and boot camp orders.
(d) Includes suspended imprisonment.
(e) Includes other minor penalties such as convicted not punished.

Source: Courts Database, Queensland Government Statistician's Office, September 2017

Applications for child protection orders under the *Child Protection Act 1999*

Table 22 Applications for child protection orders[(a)], 2011–12 to 2016–17

	2011–12	2012–13	2013–14	2014–15	2015–16	2016–17
Applications for child protection orders	3,776	3,951	3,499	3,570	3,979	4,255

(a) The unit of measurement of workload used for these applications in Childrens Courts (Magistrates Court) is lodgements based on the number of cases.

Source: Department of Justice and Attorney-General, data current as at 29 September 2017

Supreme and District Courts

In 2016–17, the Supreme and District Courts disposed of 72 charges against 21 juveniles. The number of defendants increased by 40.0% from 2015–16, whereas the number of charges increased by 60.0% (Table 23 and Table 24).

In the same period, 46.9% of the 21 juvenile defendants before the Supreme and District Courts were aged 17 years and over, with 28.6% aged 15 years. (For more detail refer to Appendix Table 9.)

Table 23 Supreme and District Courts[(a)]: Juvenile defendants[(b)] disposed of, by age, Queensland, 2015–16r and 2016–17

Age	2015–16r	2016–17
14	–	1
15	4	6
16	2	3
17 & over[(c)]	9	11
Total	**15**	**21**

(a) Figures for 2015–16 represent District Court only, as no charges against juveniles were disposed of in the Supreme Court during this period.
(b) A person is counted as a defendant more than once if disposed of more than once during the reference period.
(c) A person may be dealt with as a juvenile if the offence with which he/she is charged was committed before the age of 17 years.

Source: Courts Database, Queensland Government Statistician's Office, September 2017

Of the 72 charges disposed by the Supreme and District Courts in 2016–17, acts intended to cause injury accounted for the largest number, with 29 charges (40.3%), while sexual assault & related offences accounted for 20 charges (27.8%). Property damage accounted for 7 charges (or 9.7%) of the total. (Table 24)

Table 24 Supreme and District Courts[(a)]: Charges against juveniles disposed of, by offence type, Queensland, 2015–16r and 2016–17

Offence type[(b)]	2015–16r	2016–17
Acts intended to cause injury	10	29
Sexual assault & related offences	4	20
Robbery & extortion	4	6
Unlawful entry with intent	9	6
Theft & related offences	15	1
(Motor vehicle theft)	*12*	*1*
(Other theft)	*3*	–
Illicit drug offences	–	3
Property damage	6	7
Other offences[(c)]	1	–
Total	**49**	**72**

(a) Figures for 2015–16 represent District Court only, as no charges against juveniles were disposed of in the Supreme Court during this period.
(b) Only selected offence types are shown [in brackets] at the more detailed level.
(c) Other offences = *dangerous or negligent acts* + *abduction & related offences* + *weapons & explosives offences* + *public order offences* + *justice & government offences* + *miscellaneous offences*, and inadequate data.

Source: Courts Database, Queensland Government Statistician's Office, September 2017

Of the 21 juveniles before the Supreme and District Court in 2016–17, 11 (52.4%) were found guilty or pleaded guilty (Table 25). Of these, 2 (18.2%) received immediate/conditional release orders as their most serious penalty and 7 (63.6%) were given probation orders.

Table 25 Supreme and District Courts[(a)]: Juvenile offenders[(b)] by most serious penalty, Queensland, 2015–16r and 2016–17

Penalty[(c)]	2015–16r	2016–17
Detention[(d)]	1	–
Immediate / conditional release[(e)]	1	2
Community service	5	1
Probation	1	7
Good behaviour	–	1
Total	**8**	**11**

(a) Figures for 2015–16 represent District Court only, as no charges against juveniles were disposed of in the Supreme Court during this period.
(b) A person is counted as an offender more than once if disposed of more than once during the reference period.
(c) In descending order of seriousness.
(d) Includes imprisonment, intensive supervision orders and boot camp orders.
(e) Includes suspended imprisonment.

Source: Courts Database, Queensland Government Statistician's Office, September 2017

SUPERVISED YOUTH JUSTICE ORDERS

In 2016–17, 1,605 distinct juvenile offenders aged 10 to 17 years commenced a supervised youth justice order, seven percent fewer than the previous period. The number of distinct juvenile offenders commencing a supervised youth justice order has been decreasing since 2013–14. (Figure 6).

Figure 6 Number of distinct juvenile offenders aged 10–17 years commencing a supervised youth justice order[(a)(b)]

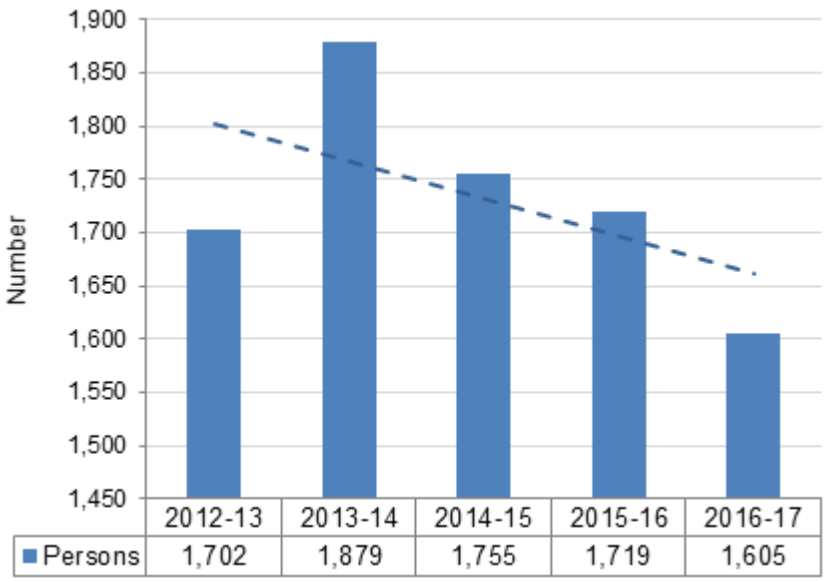

(a) A supervised youth justice order may commence at a later date than the date the court made the order.
(b) This count excludes admissions to a supervised release order. A supervised release order is the part of a detention order that is completed in the community.

Source: Youth Justice Services, Department of Justice and Attorney-General

Juvenile offenders aged 16 years were consistently the largest single age group commencing a supervised youth justice order in any given period (ranging between 29% and 32%), followed by those aged 15 years (Table 26).

Table 26 Age of juvenile offenders commencing a supervised youth justice order

Age[(a)]	2012–13	2013–14	2014–15	2015–16	2016–17
10	2	5	4	4	7
11	25	15	19	21	12
12	45	73	72	72	48
13	158	166	168	164	168
14	272	334	292	327	277
15	445	493	430	436	417
16	487	575	557	499	491
17	268	218	213	196	185
Total	**1,702**	**1,879**	**1,755**	**1,719**	**1,605**

(a) Age is reported as at the earliest commencement of a supervised order per person per financial year.

Source: Youth Justice Services, Department of Justice and Attorney-General

Young males commencing a supervised youth justice order continue to outnumber young females by three to one. This pattern has remained consistent, with young males accounting for 76% or more of juvenile offenders commencing a supervised youth justice order. (Figure 7).

Figure 7 **Percentage of juvenile offenders aged 10–17 years commencing a supervised youth justice order, by sex**

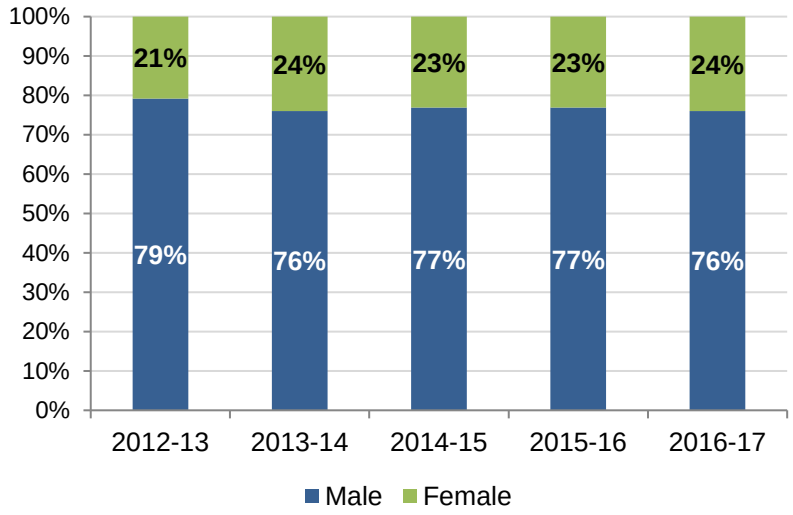

Source: Youth Justice Services, Department of Justice and Attorney-General

In 2016–17, young Aboriginal and/or Torres Strait Islander people represented 56% of all juvenile offenders commencing a supervised youth justice order. This pattern has remained relatively unchanged over the past five years (Figure 8).

Figure 8 **Percentage of juvenile offenders commencing a supervised youth justice order, by Indigenous status[(a)]**

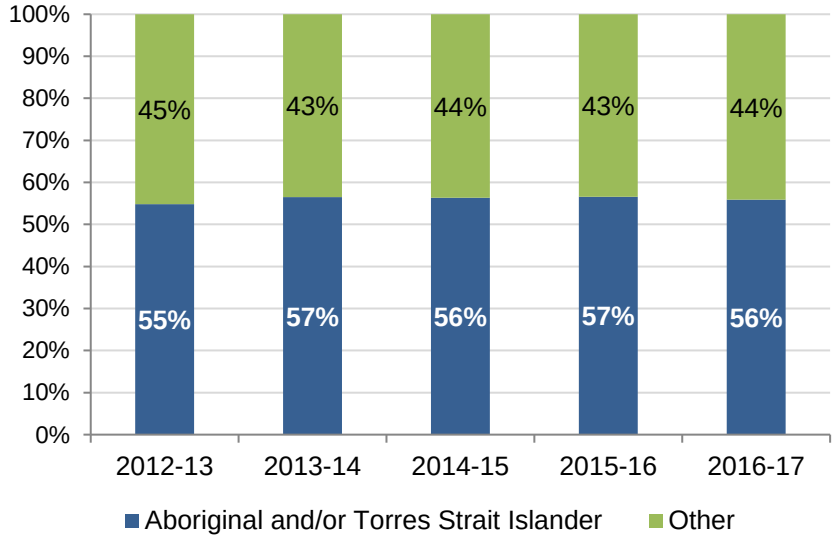

(a) "Other" includes non-Indigenous young people and those whose Indigenous status is unknown or not specified.

Source: Youth Justice Services, Department of Justice and Attorney-General

Young Aboriginal and Torres Strait Islander people were 15 times as likely as other young people to commence a supervised youth justice order in 2016–17 (Table 27).

Table 27 Rate[(a)] of young people aged 10–17 years on a supervised youth justice order per 1,000, by Indigenous status

	2012–13	2013–14	2014–15	2015–16	2016–17
Aboriginal and/or Torres Strait Islander	26.0	29.3	27.2	26.5	24.4
Other[(b)]	1.7	1.8	1.7	1.7	1.6

(a) Rates were calculated using the Queensland estimated resident population of 10–17 year olds.
(b) "Other" includes non-Indigenous young people and those whose Indigenous status is unknown or not specified.

Source: Youth Justice Services, Department of Justice and Attorney-General

The most prevalent order types commenced by juvenile offenders were consistently probation (averaging 49% of orders commenced between 2012–13 and 2016–17) and community service (averaging 28%). Detention orders (excluding suspended detention), on average, accounted for 8.5% of orders commenced during the last five periods.

Table 28 Supervised youth justice orders commenced[(a)] by juvenile offenders, by order type

Order type	2012–13	2013–14	2014–15	2015–16	2016–17
Boot camp [(b)]	3	11	15	2	–
Boot camp (vehicle offences) [(c)]	–	5	48	10	–
Community service	977	1,129	1,006	920	724
Conditional release	236	277	231	249	226
Detention [(d)]	228	308	282	336	267
Graffiti removal [(e)]	–	107	250	197	185
Intensive supervision [(f)]	6	12	13	10	2
Probation	1,676	1,834	1,580	1,644	1,495
Restorative justice [(g)]	–	–	–	–	276
Total	**3,126**	**3,683**	**3,425**	**3,368**	**3,175**

(a) Data are a count of orders commenced, not a count of juvenile offenders.
(b) Boot camp orders came into effect in the Cairns area on 31 January 2013 and were temporarily discontinued between April 2013 and December 2013 and were discontinued from 30 September 2015. Boot camp (sentenced) order counts exclude boot camp (vehicle offences) order counts.
(c) Boot camp (vehicle offence) orders came into effect in the Townsville area in April 2014 and expanded to the Cairns area in October 2014. They were discontinued from 30 September 2015.
(d) Detention order counts exclude suspended detention orders associated with a conditional release order or boot camp order.
(e) Court-ordered graffiti removal orders came into effect on 27 September 2013. These counts exclude graffiti removal program referrals by police and as a result of youth justice conference agreements.
(f) Intensive supervision orders (ISO) are a sentencing option for juvenile offenders aged between 10 and 12 years where the court considers that the child, unless subject to an intensive period of supervision and support in the community, is likely to commit further offences. ISO can only be ordered in cases where the young person has been found guilty of an offence that if committed by an adult would make the adult liable to imprisonment.
(g) Restorative justice orders commenced on 1 July 2016.

Source: Youth Justice Services, Department of Justice and Attorney-General

Community supervision

The majority of community–based supervised orders that commenced in 2015–16 were successfully completed by the end of 2016–17 (70% of probation orders and 69% of community service orders, the two most prevalent community–based order types). Court–ordered graffiti removal orders fared better with 83% successfully completed by 30 June 2017.

One in four probation and community service orders were subject to breach action on or before 30 June 2017. Forty per cent of all conditional release orders were subject to breach action on or before 30 June 2017 (Table 29).

Table 29 Supervised youth justice orders commenced by juvenile offenders in 2015–16: type of order by completion status as at 30 June 2017[(a)]

Completion Status at 30 June 2017	Type of Order commenced in 2015–16													
	Probation		Conditional release		Community service		Intensive supervision		Court-ordered Graffiti removal		Boot camp-sentenced		Boot camp (vehicle offences)	
	No.	%	No.	%	No.	%	No.	%	No.	%	No.	%	No.	%
Order successfully completed	1,181	70%	165	59%	651	69%	5	50%	168	83%	1	50%	4	40%
Order remains active	89	5%	2	1%	50	5%	–	0%	4	2%	–	0%	1	10%
Breach action initiated [(b)]	410	24%	111	40%	238	25%	5	50%	30	15%	1	50%	5	50%
Total	**1,680**	**100%**	**278**	**100%**	**939**	**100%**	**10**	**100%**	**202**	**100%**	**2**	**100%**	**10**	**100%**

(a) Includes orders that commenced during 2015–16. Order status is reported as at 30 June 2017. Data are a count of orders commenced, not a count of juvenile offenders.
(b) Orders against which breach action was initiated on or prior to 30 June 2017 are reported as "Breach action initiated" irrespective of the completion status of the order at 30 June 2017.

Source: Youth Justice Services, Department of Justice and Attorney-General

Table 30 Supervised youth justice orders commenced by juvenile offenders: type of order by completion status as at 30 June of the following period[(a)]

Completion status at 30 June in the following period	Probation orders commenced									
	2011–12		2012–13		2013–14		2014–15		2015–16	
	No.	%	No.	%	No.	%	No.	%	No.	%
Successfully completed	1,055	73%	1,232	71%	1,319	71%	1,073	67%	1,181	70%
Remained active	121	8%	125	7%	118	6%	81	5%	89	5%
Breach action initiated [(b)]	266	18%	368	21%	429	23%	453	28%	410	24%
Total	**1,442**	**100%**	**1,725**	**100%**	**1,866**	**100%**	**1,607**	**100%**	**1,680**	**100%**

Completion status at 30 June in the following period	Conditional release orders commenced									
	2011–12		2012–13		2013–14		2014–15		2015–16	
	No.	%	No.	%	No.	%	No.	%	No.	%
Successfully completed	197	71%	160	62%	183	63%	138	52%	165	59%
Remained active	1	0%	3	1%	1	0%	1	0%	2	1%
Breach action initiated [(b)]	78	28%	97	37%	108	37%	125	47%	111	40%
Total	**276**	**100%**	**260**	**100%**	**292**	**100%**	**264**	**100%**	**278**	**100%**

Completion status at 30 June in the following period	Community service orders commenced									
	2011–12		2012–13		2013–14		2014–15		2015–16	
	No.	%	No.	%	No.	%	No.	%	No.	%
Successfully completed	639	74%	713	72%	781	69%	723	71%	651	69%
Remained active	38	4%	59	6%	67	6%	46	5%	50	5%
Breach action initiated (b)	181	21%	222	22%	292	26%	253	25%	238	25%
Total	**858**	**100%**	**994**	**100%**	**1,140**	**100%**	**1,022**	**100%**	**939**	**100%**

Completion status at 30 June in the following period	Intensive supervision orders commenced									
	2011–12		2012–13		2013–14		2014–15		2015–16	
	No.	%	No.	%	No.	%	No.	%	No.	%
Successfully completed	6	75%	3	50%	10	83%	8	57%	5	50%
Remained active	–	0%	–	0%	–	0%	–	0%	–	0%
Breach action initiated (b)	2	25%	3	50%	2	17%	6	43%	5	50%
Total	**8**	**100%**	**6**	**100%**	**12**	**100%**	**14**	**100%**	**10**	**100%**

Completion status at 30 June in the following period	Court-ordered graffiti removal orders commenced									
	2011–12		2012–13		2013–14		2014–15		2015–16	
	No.	%	No.	%	No.	%	No.	%	No.	%
Successfully completed	..	..	..	..	94	83%	213	83%	168	83%
Remained active	..	..	..	..	4	4%	4	2%	4	2%
Breach action initiated (b)	..	..	..	..	15	13%	41	16%	30	15%
Total	**..**	**..**	**..**	**..**	**113**	**100%**	**258**	**100%**	**202**	**100%**

Completion status at 30 June in the following period	Boot camp (sentenced) orders commenced									
	2011–12		2012–13		2013–14		2014–15		2015–16	
	No.	%	No.	%	No.	%	No.	%	No.	%
Successfully completed	..	..	1	33%	7	47%	9	50%	1	50%
Remained active	..	..	–	0%	–	0%	–	0%	–	0%
Breach action initiated (b)	..	..	2	67%	8	53%	9	50%	1	50%
Total	**..**	**..**	**3**	**100%**	**15**	**100%**	**18**	**100%**	**2**	**100%**

Completion status at 30 June in the following period	Boot camp (vehicle offences) orders commenced									
	2011–12		2012–13		2013–14		2014–15		2015–16	
	No.	%	No.	%	No.	%	No.	%	No.	%
Successfully completed	..	..	..	..	5	100%	36	75%	4	40%
Remained active	..	..	..	..	–	0%	–	0%	1	10%
Breach action initiated (b)	..	..	..	..	–	0%	12	25%	5	50%
Total	**..**	**..**	**..**	**..**	**5**	**100%**	**48**	**100%**	**10**	**100%**

(a) Orders are reported against the financial year in which they commenced. Order status is reported as at 30 June in the following financial year. Data are a count of orders commenced, not a count of juvenile offenders.

(b) Orders against which breach action was initiated on or prior to 30 June in the following period are reported as "Breach action initiated", irrespective of the completion status of the order at 30 June.

(c) Source: Youth Justice Services, Department of Justice and Attorney-General

Youth detention

In 2016–17 the average daily number of young people in youth detention was 179, compared with 186 in 2015–16 (Figure 9).

Figure 9 Average daily number of young people in youth detention[(a)]

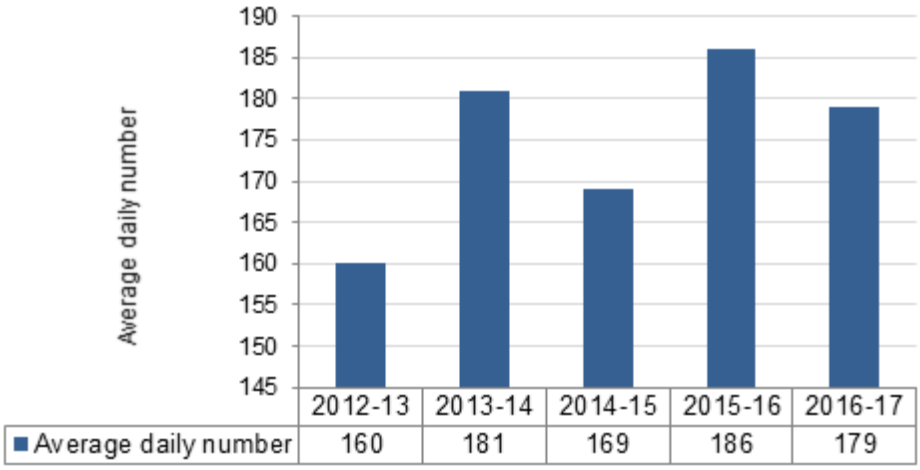

(a) The average daily number of young people in youth detention is calculated based on the number of young people who were physically located in a detention centre at midnight on each night during the period. This includes young people held in a detention centre in pre-court custody. It should be noted that not all young people who are charged by police for an offence which requires them to be held in custody are transported to a youth detention centre prior to a court appearance (pre-court custody). Placement in a youth detention centre for the purpose of pre-court custody is based on proximity to a youth detention centre. There will be instances therefore where a young person will be kept in a police watch house rather than in a youth detention centre prior to their court appearance.

Source: Youth Justice Services, Department of Justice and Attorney-General

Young males continue to outnumber young females in youth detention, accounting for more than 75% of young people on average in any given period. In 2016–17 the rate of young males in youth detention per 10,000 males aged 10–17 years was 6.2, compared with that of young females at 1.1 per 10,000 females aged 10–17 years.

Young females entering youth detention was down in 2016–17 (14%) compared with previous years, where females in detention ranged between 16% and 18%.

Figure 10 Average daily number of young people in youth detention, by sex

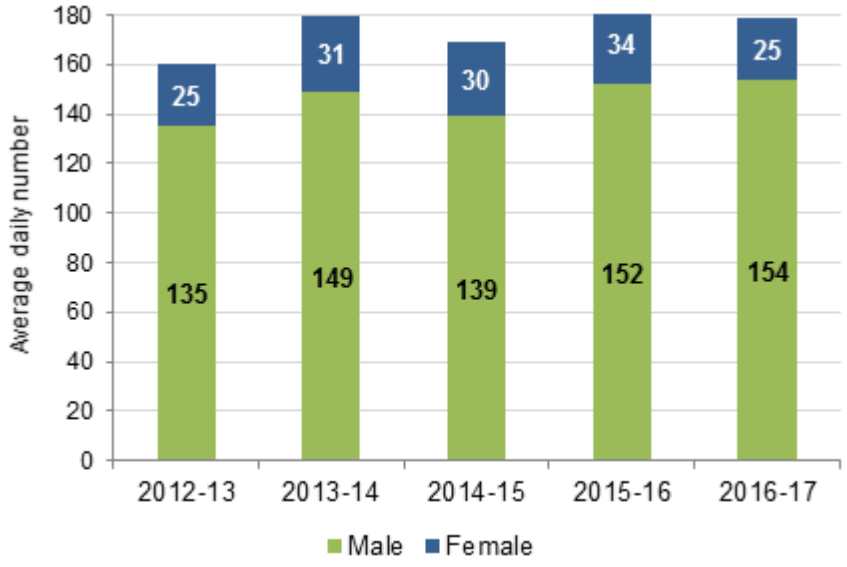

As a result of rounding, discrepancies may occur between sums of the component items and totals in Figure 9.

Source: Youth Justice Services, Department of Justice and Attorney-General

Young Aboriginal and/or Torres Strait Islander people continue to dominate the numbers in youth detention, accounting for two out of every three young people in youth detention on an average day (Figure 11).

Figure 11 Percentage of average daily number of young people in youth detention, by Indigenous status[(a)]

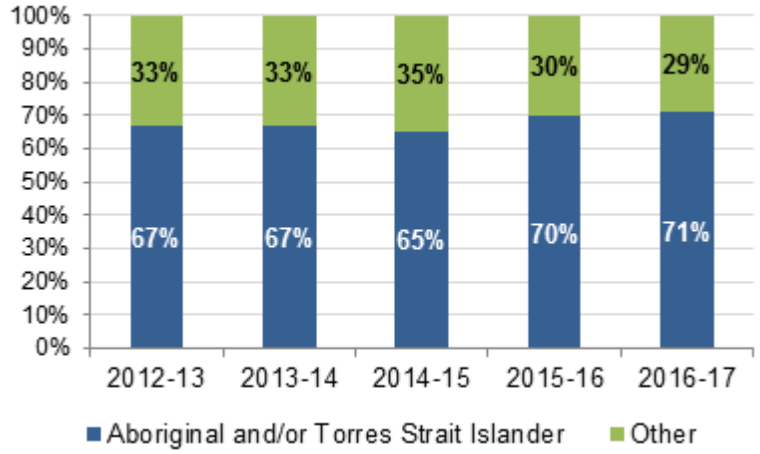

(a) "Other" includes non-Indigenous young people and those whose Indigenous status is unknown or not specified.

Source: Youth Justice Services, Department of Justice and Attorney-General

Young Aboriginal and Torres Strait Islander people aged 10–17 years were 29 times as likely as other young people to have been in youth detention in 2016–17[2] (Table 31).

Table 31 Rate of young people in youth detention per 10,000, by Indigenous status

	2012–13	2013–14	2014–15	2015–16	2016–17
Aboriginal and/or Torres Strait Islander	29.8	33.1	30.5	35.1	34.6
Other [(a)]	1.2	1.3	1.3	1.2	1.2

(a) "Other" includes non-Indigenous young people and those whose Indigenous status is unknown or not specified.

Source: Youth Justice Services, Department of Justice and Attorney-General; ABS 3235.0, Population by Age and Sex, Regions of Australia unpublished data

Figure 12 shows the total daily number of young females in Brisbane and Cleveland (Townsville) youth detention centres between 1 July 2012 and 30 June 2017. Young females were admitted to the Cleveland Youth Detention Centre (CYDC) for the first time on 22 January 2015. Prior to this date, young females who were admitted to detention (either remanded in custody or sentenced) were transferred to the Brisbane Youth Detention Centre (BYDC).

Figure 12 Total daily number of young females in youth detention[(a)], 1 July 2011 to 30 June 2017

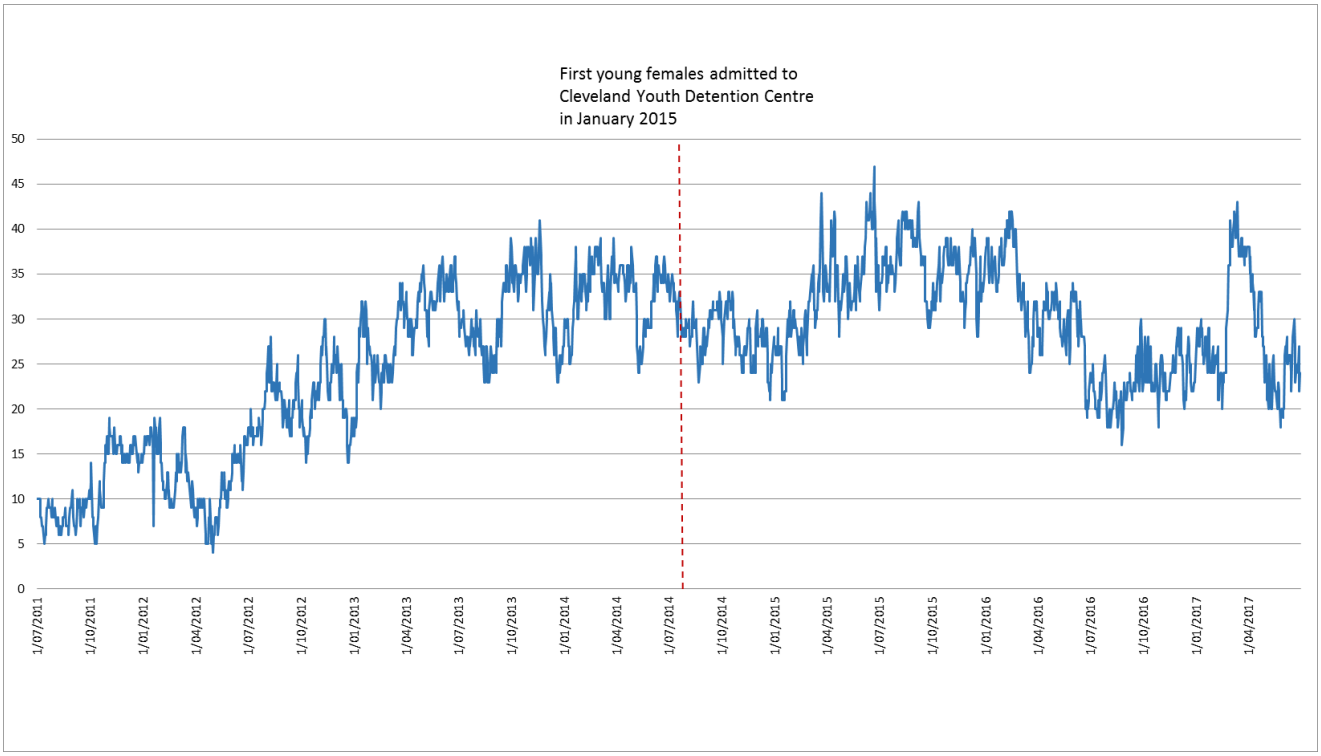

(a) Data are based on figures reported in the Youth Justice Detention Centre Operational Information System (DCOIS) Source: Youth Justice Services, Department of Justice and Attorney-General

[2] The rate at which young people were in youth detention per 10,000 young people aged 10–17 years is based on the average daily number of young people in detention, by Indigenous status.

Remand in custody

The average daily number of young people in youth detention on remand[3] decreased to 142 per day in 2016–17 compared with 145 in the previous year. At the same time, the average daily number in sentenced detention decreased to 34 young people per day compared with 38 in the previous period (Figure 13).

The majority of young people in youth detention are held on remand (averaging around 76% over the last five years). In 2016–17, 79% were on remand on an average day, one percentage point higher than the previous year.

Figure 13 Average daily number of young people in youth detention, by legal status

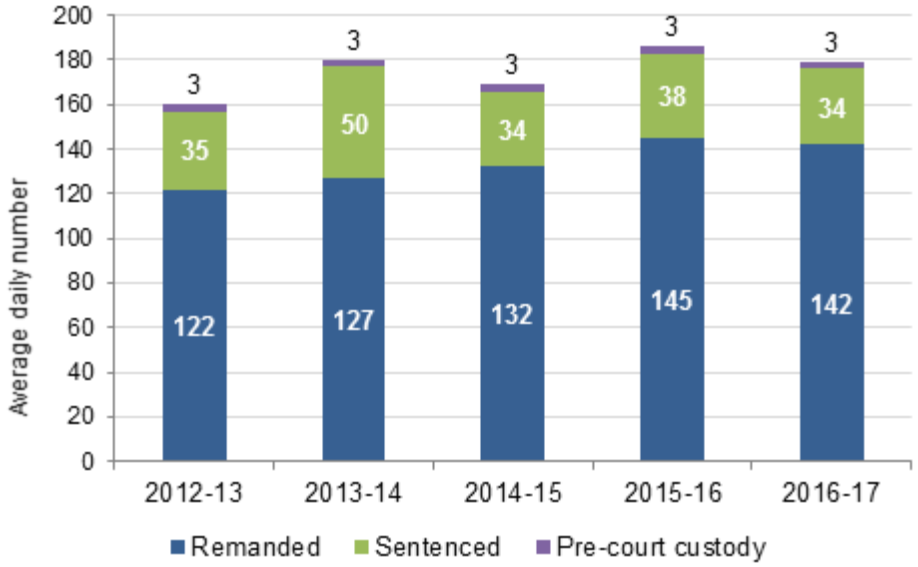

Source: Youth Justice Services, Department of Justice and Attorney-General

In 2016–17, the average length of time young people spent in youth detention per remand in custody episode was 34 days, compared with an average of 40 days in 2015–16.

Of all court appearances in 2016–17 at which a detention order was made, 41% resulted in the young person being released from court following sentencing with no time remaining to serve in custody. In 26% of all appearances at which a young person received a detention order, the young person was not required to serve a supervised release order. This reflects the number of detention orders that had been served as pre-sentence custody[a]. Fifty-nine percent of all sentencing events resulting in detention orders involved the young person serving a period of custody following sentencing.

Table 32 Detention orders by custody status at time of sentencing

Sentenced detention period [(a, b)]	2012–13	2013–14	2014–15	2015–16	2016–17
Released directly from court following sentencing	49%	32%	35%	43%	41%
Without a supervised release order	*28%*	*17%*	*20%*	*25%*	*26%*
With a supervised release order	*20%*	*14%*	*15%*	*18%*	*15%*
Custodial period to serve following sentencing	51%	68%	65%	57%	59%

(a) If a young person received multiple concurrent detention orders at the same sentencing event, only the longest detention order is counted.
(b) Subtotals may not sum to totals due to rounding.

Source: Youth Justice Services, Department of Justice and Attorney-General

[3] This excludes young people held in detention in pre-court custody.

VICTIMS OF JUVENILE OFFENDERS

Data relating to the victims of juvenile offenders were extracted from Queensland Police Service's statistical system for incidents, where at least one of the offenders identified was under the age of 17 years. The incidents extracted were restricted to those involving an offence against the person and where the age of the offender was known. This is the context in which all victims data are reported in this report.

Of the 4,399 victims of offences against the person by juvenile offenders in 2016–17, the majority were under the age of 20 years (55.3% of those where age was recorded), with 30.7% aged 10 to 14 years, and 17.4% aged 15 to 19 years. Only 7.5% of victims were aged 50 years or over.

Assault victims accounted for 61.2% of all victims of juvenile offenders in relation to offences against the person, with 28.0% of those victims aged between 25 and 39 years, 20.4% aged between 10 and 14 years, and a further 26.1% aged 40 years and over. (Figure 14)

Figure 14 Victims of acts intended to cause injury by juvenile offenders, by age and sex of victim, 2016–17

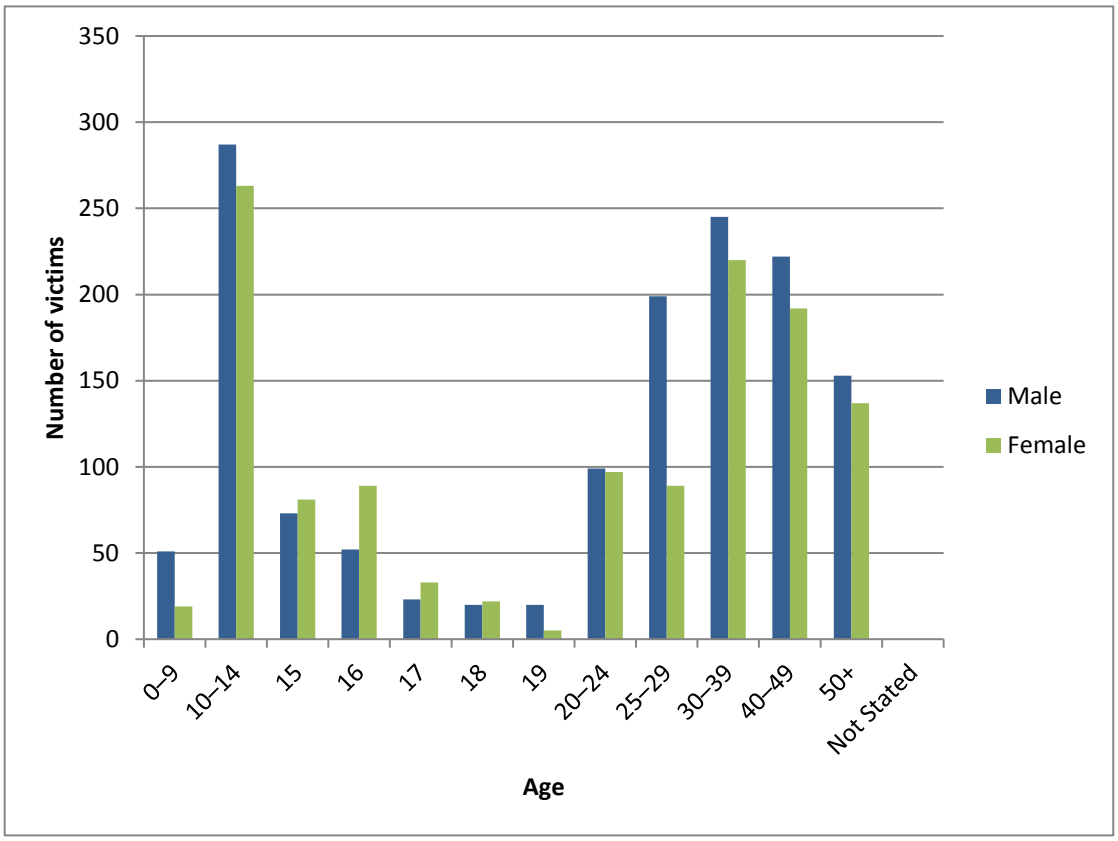

Source: Queensland Police Service unpublished data

Victims of sexual assault and related offences accounted for a further 17.8% of offences against the person by juvenile offenders in 2016–17. Victims aged 10 to 14 years accounted for 53.4% of those, and a further 27.1% were under 10 years of age. (Figure 15)

Figure 15 Victims of sexual assault and related offences by juvenile offenders, by age and sex of victim, 2016–17

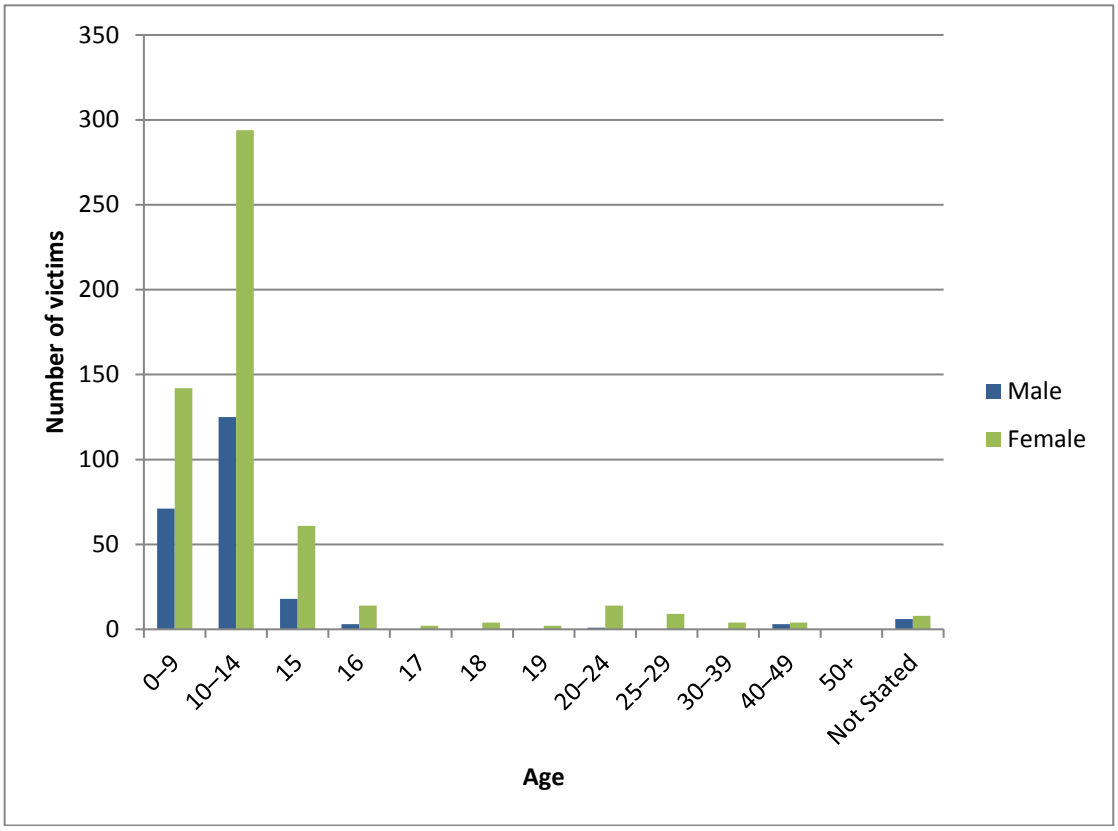

Source: Queensland Police Service unpublished data

For all offences against the person committed by juveniles in 2016–17, victims were evenly spread between male and female. However, females comprised 71.1% of victims of sexual offences and 46.3% of victims of assault, while males comprised 60.9% of robbery victims and 53.6% of assault victims.

APPENDIX

Detailed tables

All tables represent data for Queensland only, for both 2015–16 and 2016–17.

Source: Courts Database, Queensland Government Statistician's Office, September 2017

Summary

Table 1 All Courts: Charges against juveniles disposed of by offence type and court

Magistrates Court (committals)

Table 2 Juvenile defendants and charges committed for sentence or trial by statistical area level 4 (SA4)

Magistrates Court (dispositions)

Table 3 Juvenile defendants disposed of by age and sex

Figure 1 Juvenile defendants disposed of by age

Table 4 Juvenile defendants and charges disposed of by SA4

Table 5 Juvenile offenders by most serious penalty and sex

Figure 2 Juvenile offenders by most serious penalty

Childrens Court of Queensland

Table 6 Juvenile defendants disposed of by age and sex

Figure 3 Juvenile defendants disposed of by age

Table 7 Juvenile defendants and charges disposed of by SA4

Table 8 Juvenile offenders by most serious penalty and sex

Figure 4 Juvenile offenders by most serious penalty

District and Supreme Courts

Table 9 Juvenile defendants disposed of by age and sex

Figure 5 Juvenile defendants disposed of by age

Table 10 Juvenile defendants and charges disposed of by SA4

Table 11 Juvenile offenders by most serious penalty and sex

Figure 6 Juvenile offenders by most serious penalty

All Courts

Table 12 Juvenile defendants disposed of by age and sex

Figure 7 Juvenile defendants disposed of by age

Table 1 All courts: Charges against juvenile defendants[(a)] disposed of by offence type and court level, Queensland

Offence type	2015–16r				2016–17			
	Magistrates Court[(b)]	Childrens Court of Qld	District & Supreme Courts	**Total**	Magistrates Court[(b)]	Childrens Court of Qld	District & Supreme Courts	**Total**
Homicide & related offences	**1**	**—**	**—**	**1**	**2**	**—**	**—**	**2**
Murder	—	—	—	—	—	—	—	**—**
Attempted murder	1	—	—	1	2	—	—	**2**
Manslaughter and driving causing death	—	—	—	—	—	—	—	**—**
Acts intended to cause injury	**1,116**	**146**	**10**	**1,272**	**1,009**	**182**	**29**	**1,220**
Assault	1,106	145	10	1,261	998	181	29	**1,208**
Acts intended to cause injury, nec	10	1	—	11	11	1	—	**12**
Sexual assault & related offences	**33**	**263**	**4**	**300**	**43**	**214**	**20**	**277**
Sexual assault	13	194	3	210	21	176	19	**216**
Non-assaultive sexual offences	20	69	1	90	22	38	1	**61**
Dangerous or negligent acts	**251**	**30**	**—**	**281**	**254**	**19**	**—**	**273**
Dangerous operation of a vehicle	91	20	—	111	125	11	—	**136**
Other dangerous or negligent acts	160	10	—	170	129	8	—	**137**
Abduction & related offences	**96**	**8**	**—**	**104**	**79**	**29**	**—**	**108**
Abduction and kidnapping	—	—	—	—	2	—	—	2
Deprivation of Liberty	7	3	—	10	10	11	—	**21**
Harrassment and Threatening Behaviour	89	5	—	94	67	18	—	**85**
Robbery & extortion	**66**	**220**	**4**	**290**	**111**	**211**	**6**	**328**
Robbery	62	220	4	286	96	208	6	**310**
Blackmail & extortion	4	—	—	4	15	3	—	**18**
Unlawful entry with intent	**4,300**	**256**	**9**	**4,565**	**4,153**	**352**	**6**	**4,511**
Theft & related offences[(c)]	**7,027**	**429**	**15**	**7,471**	**7,269**	**416**	**1**	**7,686**
Motor vehicle theft & related offences	1,828	212	12	2,052	1,810	210	1	**2,021**
Other theft & related offences	—	—	—	—	—	—	—	**—**
Receiving or handling proceeds of crime	989	28	—	1,017	1,025	37	—	**1,062**
Theft (except motor vehicles)	4,210	189	3	4,402	4,434	169	—	**4,603**
Deception & related offences	**905**	**43**	**—**	**948**	**1,206**	**39**	**—**	**1,245**
Obtain benefit by deception	463	2	—	465	432	7	—	**439**
Forgery & counterfeiting	17	—	—	17	7	—	—	**7**
Deceptive busibness/government practices	—	—	—	—	1	—	—	**1**
Other fraud and deception offences	425	41	—	466	766	32	—	**798**
Illicit drug offences	**1,294**	**48**	**—**	**1,342**	**1,335**	**63**	**3**	**1,401**
Deal or traffic in illicit drugs	78	12	—	90	139	29	1	**169**
Manufacture or cultivate illicit drugs	28	1	—	29	20	—	—	**20**
Possess &/or use illicit drugs	512	20	—	532	465	15	—	**480**
Other illicit drug offences	676	15	—	691	711	19	2	**732**
Weapons & explosives offences	**222**	**5**	**—**	**227**	**238**	**10**	**—**	**248**
Prohibited weapons/explosives offences	21	1	—	22	23	1	—	**24**
Regulated weapons/explosives offences	201	4	—	205	215	9	—	**224**
Property damage	**2,754**	**136**	**6**	**2,896**	**2,074**	**178**	**7**	**2,259**
Property damage	2,753	136	6	2,895	2,074	178	7	**2,259**
Environmental pollution	1	—	—	1	—	—	—	**—**
Public order offences	**2,886**	**38**	**1**	**2,925**	**2,558**	**33**	**—**	**2,591**
Road traffic offences	**1,509**	**41**	**—**	**1,550**	**1,415**	**37**	**—**	**1,452**
Justice & government offences	**1,664**	**48**	**—**	**1,712**	**1,191**	**29**	**—**	**1,220**
Breach of justice order[(d)]	66	—	—	66	80	5	—	**85**
Offences against government operations	279	10	—	289	98	3	—	**101**
Offences against government security	2	—	—	2	—	—	—	**—**
Offences against justice procedures	1,317	38	—	1,355	1,013	21	—	**1,034**
Miscellaneous offences	**38**	**—**	**—**	**38**	**39**	**—**	**—**	**39**
Total	**24,162**	**1,711**	**49**	**25,922**	**22,976**	**1,812**	**72**	**24,860**

(a) A person is counted as a defendant more than once if disposed of more than once during the reference period.
(b) Charges are disposed of at Magistrates Court level by conviction, dismissal or withdrawal, but not by committal or referral to youth justice conference.
(c) Total includes offences not further disaggregated.
(d) Includes offences such as breach of bail, breach of domestic violence protection order, and escape custody.

Source: Courts Database, Queensland Government Statistician's Office, September 2017

Table 2 Magistrates court: Juvenile charges committed for sentence or trial by SA4, Queensland

Statistical area level 4 (SA4)	2015–16r			2016–17		
	Defendants (a)	Charges	Charges per defendant	Defendants (a)	Charges	Charges per defendant
Brisbane Inner City	46	183	3.98	33	113	3.42
Brisbane East	4	13	3.25	4	18	4.50
Brisbane South	2	6	3.00	—	—	. .
Cairns	40	312	7.80	42	214	5.10
Central Queensland	9	24	2.67	17	48	2.82
Darling Downs–Maranoa	3	5	1.67	8	15	1.88
Gold Coast	60	183	3.05	37	65	1.76
Ipswich	49	129	2.63	23	60	2.61
Logan–Beaudesert	48	165	3.44	30	184	6.13
Mackay - Isaac - Whitsunday	7	16	2.29	2	2	1.00
Moreton Bay–North	26	165	6.35	27	131	4.85
Moreton Bay–South	5	20	4.00	3	18	6.00
Queensland–Outback	8	26	3.25	12	38	3.17
Sunshine Coast	11	15	1.36	16	33	2.06
Toowoomba	19	66	3.47	8	22	2.75
Townsville	15	70	4.67	32	52	1.63
Wide Bay	21	185	8.81	16	33	2.06
Total	**373**	**1,583**	**4.24**	**310**	**1,046**	**3.37**

(a) Defendants here include those whose appearance resulted in a committal to a higher court for sentence or trial, regardless of whether or not this was their most serious outcome. A person is counted as a defendant more than once if committed more than once during the reference period.

Source: Courts Database, Queensland Government Statistician's Office, September 2017

Table 3 Magistrates Court: Juvenile defendants[(a)] disposed of by age and sex, Queensland

Age	2015–16r			2016–17			Percentage change		
	Male	Female	Total [(b)]	Male	Female	Total	Male	Female	Total
10	32	2	34	43	2	45	34.4	—	32.4
11	110	23	133	80	12	92	-27.3	-47.8	-30.8
12	222	81	303	199	45	244	-10.4	-44.4	-19.5
13	507	166	673	414	198	612	-18.3	19.3	-9.1
14	894	355	1,250	775	350	1,125	-13.3	-1.4	-10.0
15	1,142	483	1,625	1,103	445	1,548	-3.4	-7.9	-4.7
16	1,518	505	2,024	1,321	508	1,829	-13.0	0.6	-9.6
17+	534	130	665	454	144	598	-15.0	10.8	-10.1
Unknown	9	2	11	3	1	4	-66.7	-50.0	-63.6
Total	**4,968**	**1,747**	**6,718**	**4,392**	**1,705**	**6,097**	**-11.6**	**-2.4**	**-9.2**

(a) A person is counted as a defendant more than once if disposed of more than once during the reference period.
(b) Includes three defendants with unknown gender.

Source: Courts Database, Queensland Government Statistician's Office, September 2017

Figure 1 Magistrates Court: Juvenile defendants[(a)] disposed of by age, Queensland

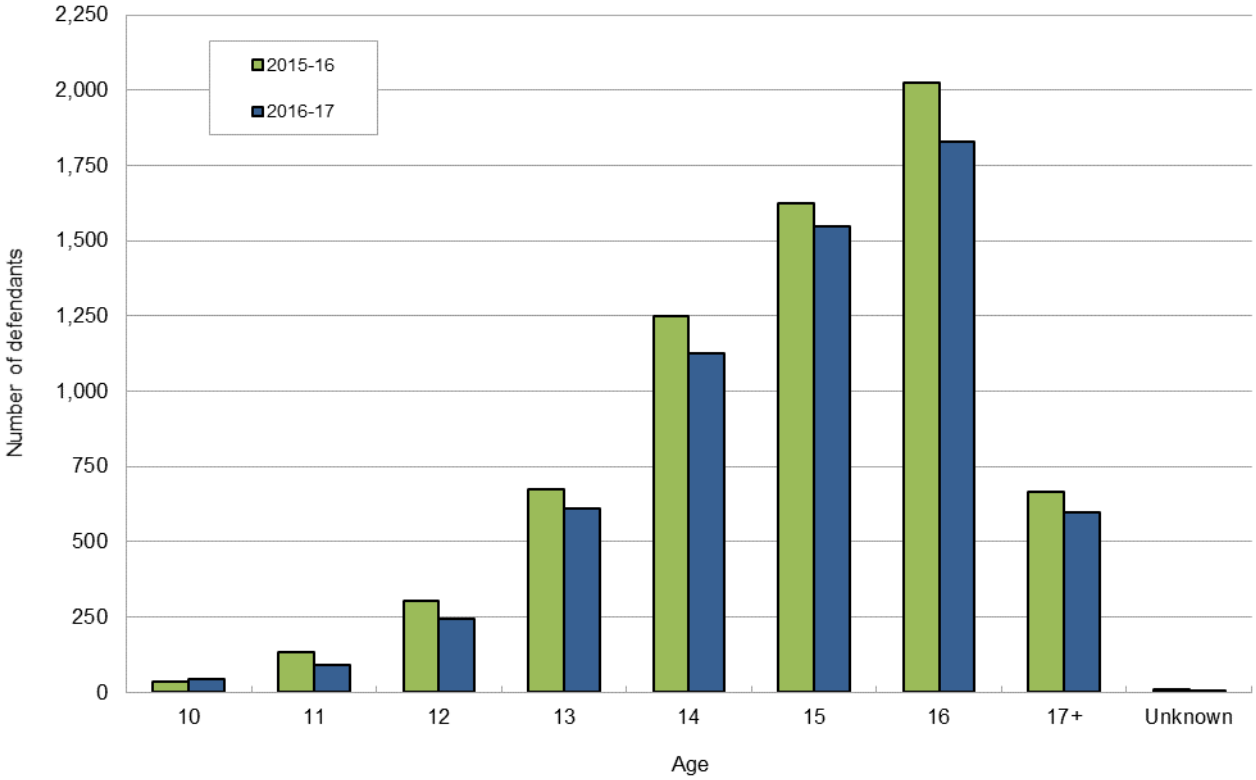

(a) A person is counted as a defendant more than once if disposed of more than once during the reference period.

Source: Courts Database, Queensland Government Statistician's Office, September 2017

Table 4 Magistrates Court: Juvenile defendants[(a)] and charges disposed of by SA4, Queensland

Statistical area level 4 (SA4)	2015–16r			2016–17		
	Defendants	Charges	Charges per defendant	Defendants	Charges	Charges per defendant
Brisbane Inner City	566	2,067	3.65	569	2,139	3.76
Brisbane–East	138	400	2.90	143	676	4.73
Brisbane–North	3	5	1.67	—	—	. .
Brisbane–South	70	360	5.14	4	8	2.00
Cairns	833	3,233	3.88	664	2,558	3.85
Central Queensland	466	1,888	4.05	401	1,524	3.80
Darling Downs–Maranoa	179	490	2.74	129	621	4.81
Gold Coast	493	1,529	3.10	330	1,242	3.76
Ipswich	489	1,756	3.59	671	2,300	3.43
Logan–Beaudesert	635	2,778	4.37	584	2,407	4.12
Mackay–Isaac–Whitsunday	157	497	3.17	138	584	4.23
Moreton Bay–North	290	1,114	3.84	354	1,575	4.45
Moreton Bay–South	124	475	3.83	141	757	5.37
Queensland–Outback	556	1,871	3.37	496	1,595	3.22
Sunshine Coast	274	816	2.98	247	783	3.17
Toowoomba	322	960	2.98	305	978	3.21
Townsville	627	2,452	3.91	496	1,809	3.65
Wide Bay	496	1,471	2.97	425	1,420	3.34
Total	**6,718**	**24,162**	**3.60**	**6,097**	**22,976**	**3.77**

(a) A person is counted as a defendant more than once if disposed of more than once during the reference period.

Source: Courts Database, Queensland Government Statistician's Office, September 2017

Table 5 Magistrates Court: Juvenile offenders[(a)] by most serious penalty and sex, Queensland

Penalty[(b)]	2015–16r			2016–17			Percentage change		
	Male	Female	**Total[(f)]**	Male	Female	**Total**	Male	Female	**Total**
Detention[(c)]	77	19	96	59	11	70	-23.4	-42.1	-27.1
Immediate/conditional release[(d)]	296	45	341	250	57	307	-15.5	26.7	-10.0
Community service	793	171	965	560	194	754	-29.4	13.5	-21.9
Probation	782	279	1,061	688	253	941	-12.0	-9.3	-11.3
Treatment Order	40	7	47	15	6	21	-62.5	-14.3	-55.3
Fine	58	7	65	52	5	57	-10.3	-28.6	-12.3
Compensation	14	3	17	16	10	26	14.3	233.3	52.9
Good behaviour order	749	296	1,045	675	240	915	-9.9	-18.9	-12.4
Disqualification of licence	21	6	27	9	1	10	-57.1	-83.3	-63.0
Reprimand[(e)]	1,407	627	2,035	1,253	599	1,852	-10.9	-4.5	-9.0
Total	**4,237**	**1,460**	**5,699**	**3,577**	**1,376**	**4,953**	**-15.6**	**-5.8**	**-13.1**

(a) A person is counted as an offender more than once if disposed of more than once during the reference period.
(b) In descending order of seriousness.
(c) Includes intensive supervision, imprisonment, intensive correction and boot camp orders.
(d) Includes immediate release order and conditional release order.
(e) Includes other minor penalties such as convicted not punished.
(f) Includes two defendants with unknown gender.

Source: Courts Database, Queensland Government Statistician's Office, September 2017

Figure 2 Magistrates Court: Juvenile offenders[(a)] by most serious penalty, Queensland

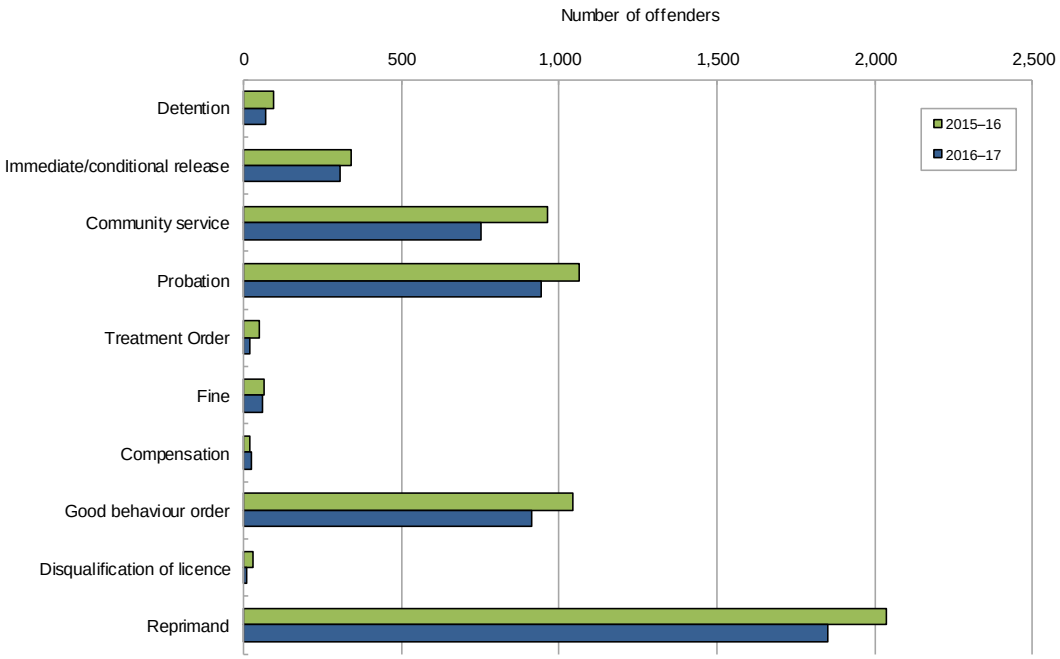

(a) A person is counted as an offender more than once if disposed of more than once during the reference period.

Source: Courts Database, Queensland Government Statistician's Office, September 2017

Table 6 Childrens Court of Queensland: Juvenile defendants[(a)] disposed of by age and sex, Queensland

Age	2015–16r			2016–17			Percentage change		
	Male	Female	**Total**	Male	Female	**Total**	Male	Female	**Total**
12	1	1	2	3	—	3	200.0	-100.0	50.0
13	10	3	13	9	1	10	-10.0	-66.7	-23.1
14	18	10	28	33	11	44	83.3	10.0	57.1
15	47	25	72	52	15	67	10.6	-40.0	-6.9
16	77	20	97	91	9	100	18.2	-55.0	3.1
17+	99	19	118	117	20	137	18.2	5.3	16.1
Total	**252**	**78**	**330**	**305**	**56**	**361**	**21.0**	**-28.2**	**9.4**

(a) A person is counted as a defendant more than once if disposed of more than once during the reference period.

Source: Courts Database, Queensland Government Statistician's Office, September 2017

Figure 3 Childrens Court of Queensland: Juvenile defendants[(a)] disposed of by age, Queensland

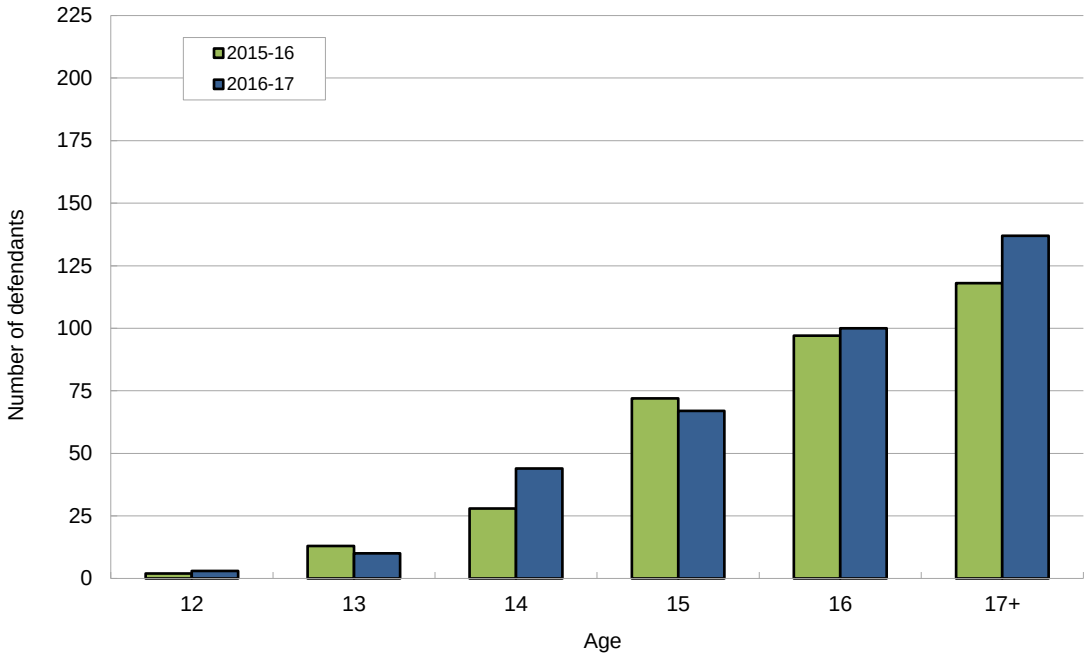

(a) A person is counted as a defendant more than once if disposed of more than once during the reference period.

Source: Courts Database, Queensland Government Statistician's Office, September 2017

Table 7 Childrens Court of Queensland: Juvenile defendants[(a)] and charges disposed of by SA4, Queensland

Statistical area level 4 (SA4)	2015–16r			2016–17		
	Defendants	Charges	Charges per defendant	Defendants	Charges	Charges per defendant
Brisbane Inner City	104	559	5.38	105	575	5.48
Cairns	45	296	6.58	42	346	8.24
Central Queensland	12	59	4.92	9	22	2.44
Darling Downs–Maranoa	—	—	. .	9	26	2.89
Gold Coast	28	100	3.57	61	192	3.15
Ipswich	15	24	1.60	29	90	3.10
Logan–Beaudesert	41	227	5.54	27	166	6.15
Mackay–Isaac–Whitsunday	7	110	15.71	4	27	6.75
Queensland–Outback	6	11	1.83	2	7	3.50
Sunshine Coast	14	47	3.36	17	56	3.29
Toowoomba	14	84	6.00	20	50	2.50
Townsville	27	155	5.74	26	234	9.00
Wide Bay	17	39	2.29	10	21	2.10
Total	**330**	**1,711**	**5.18**	**361**	**1,812**	**5.02**

(a) A person is counted as a defendant more than once if disposed of more than once during the reference period.

Source: Courts Database, Queensland Government Statistician's Office, September 2017

Table 8 **Childrens Court of Queensland: Juvenile offenders[(a)] by most serious penalty and sex, Queensland**

Penalty[(b)]	2015–16r			2016–17			Percentage change		
	Male	Female	**Total**	Male	Female	**Total**	Male	Female	**Total**
Detention	21	4	25	19	1	20	-9.5	-75.0	-20.0
Immediate/conditional release	63	23	86	47	9	56	-25.4	-60.9	-34.9
Community service	25	6	31	34	3	37	36.0	-50.0	19.4
Probation	78	29	107	128	26	154	64.1	-10.3	43.9
Good behaviour order	3	3	6	6	1	7	100.0	-66.7	16.7
Disqualification of drivers licence	1	—	1	1	—	1	—	. .	—
Reprimand	8	2	10	4	2	6	-50.0	—	-40.0
Total	**199**	**67**	**266**	**239**	**42**	**281**	**20.1**	**-37.3**	**5.6**

(a) A person is counted as an offender more than once if disposed of more than once during the reference period.
(b) In descending order of seriousness.

Source: Courts Database, Queensland Government Statistician's Office, September 2017

Figure 4 **Childrens Court of Queensland: Juvenile offenders[(a)] by most serious penalty, Queensland**

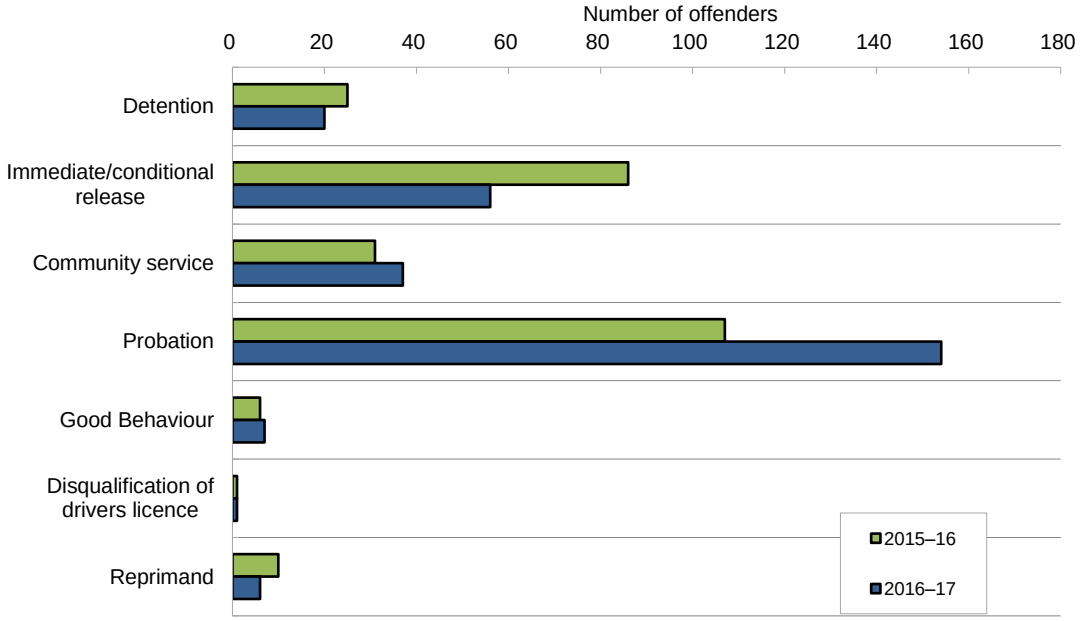

(a) A person is counted as an offender more than once if disposed of more than once during the reference period.

Source: Courts Database, Queensland Government Statistician's Office, September 2017

Table 9 **Supreme and District Courts: Juvenile defendants[(a)] disposed of by age and sex, Queensland**

	2015–16r			2016–17		
Age	Male	Female	**Total**	Male	Female	**Total**
14	—	—	—		1	1
15	4	—	4	6	—	6
16	2	—	2	2	1	3
17+	8	1	9	11	—	11
Total	**14**	**1**	**15**	**19**	**2**	**21**

(a) A person is counted as a defendant more than once if disposed of more than once during the reference period.

Source: Courts Database, Queensland Government Statistician's Office, September 2017

Figure 5 **Supreme and District Courts: Juvenile defendants[(a)] disposed of by age, Queensland**

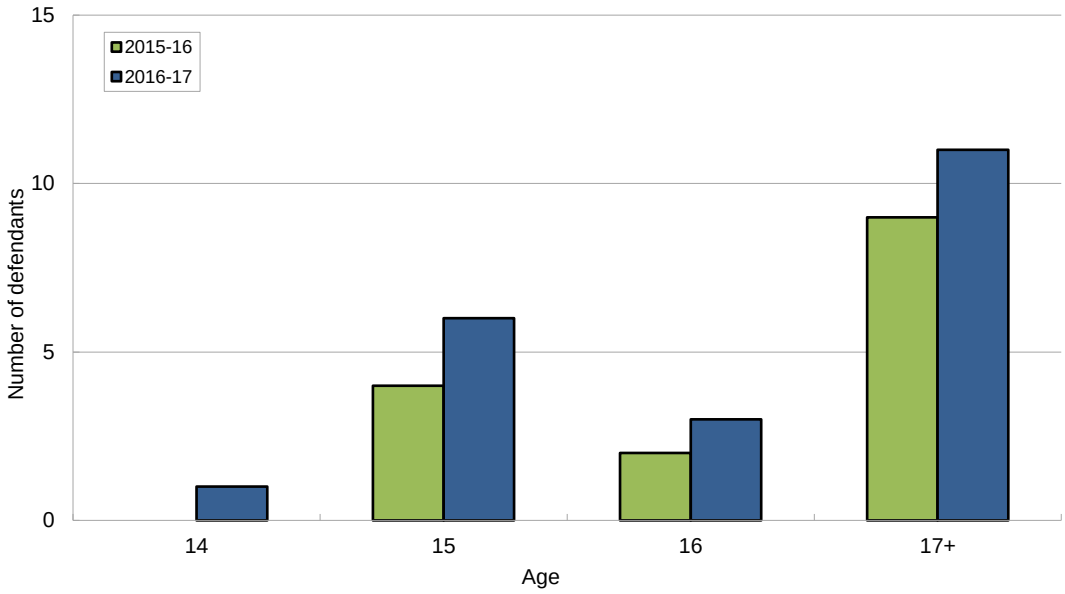

(a) A person is counted as a defendant more than once if disposed of more than once during the reference period.

Source: Courts Database, Queensland Government Statistician's Office, September 2017

Table 10 Supreme and District Courts: Juvenile defendants[(a)] and charges disposed of by SA4, Queensland

Statistical area level 4 (SA4)	2015–16r			2016–17		
	Defendants	Charges	Charges per defendant	Defendants	Charges	Charges per defendant
Brisbane Inner City	5	34	6.80	11	26	2.36
Cairns	1	1	1.00	2	12	6.00
Central Queensland [(b)]	1	1	1.00	1	1	1.00
Gold Coast	4	7	1.75	1	2	2.00
Ipswich	1	2	2.00	—	—	. .
Logan–Beaudesert	2	3	1.50	3	6	2.00
Mackay–Isaac–Whitsunday [(c)]	—	—	. .	1	2	2.00
Queensland–Outback	—	—	. .	1	3	3.00
Sunshine Coast	1	1	1.00	—	—	. .
Townsville	—	—	. .	1	20	20.00
Total	**15**	**49**	**3.27**	**21**	**72**	**3.43**

(a) A person is counted as a defendant more than once if disposed of more than once during the reference period.
(b) Central Queensland includes Supreme and District courts. All other locations, except where indicated, are District Court only.
(c) Supreme Court only

Source: Courts Database, Queensland Government Statistician's Office, September 2017

Table 11 **Supreme and District Courts: Juvenile offenders[(a)] by most serious penalty and sex, Queensland**

Penalty[(b)]	2015–16r			2016–17		
	Male	Female	**Total**	Male	Female	**Total**
Detention	1	—	1	—	—	—
Immediate/conditional release	—	1	1	2	—	2
Community service	5	—	5	—	1	1
Probation	1	—	1	6	1	7
Good behaviour	—	—	—	1	—	1
Total	**7**	**1**	**8**	**9**	**2**	**11**

(a) A person is counted as an offender more than once if disposed of more than once during the reference period.
(b) In descending order of seriousness.

Source: Courts Database, Queensland Government Statistician's Office, September 2017

Figure 6 **Supreme and District Courts: Juvenile offenders[(a)] by most serious penalty, Queensland**

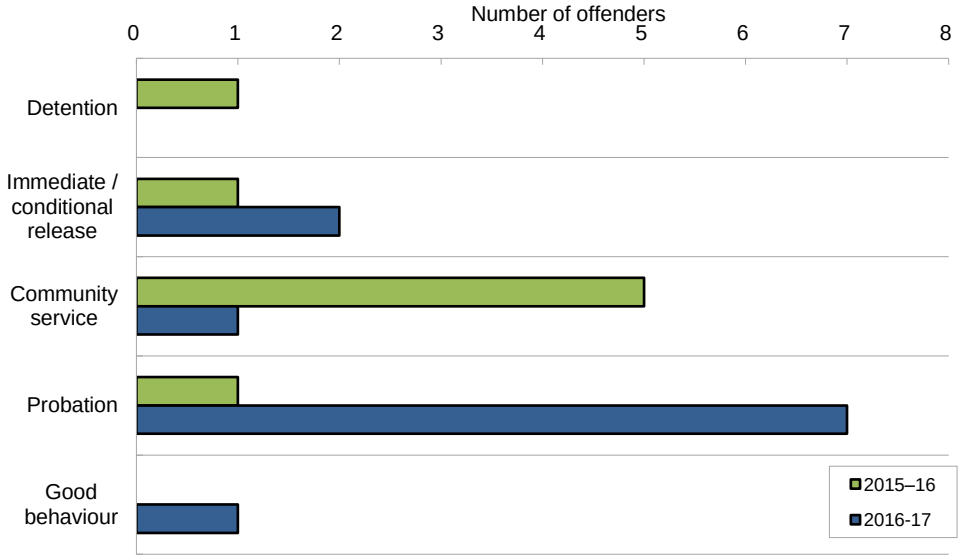

(a) A person is counted as an offender more than once if disposed of more than once during the reference period.

Source: Courts Database, Queensland Government Statistician's Office, September 2017

Table 12 All Courts: Juvenile defendants[(a)] disposed of by age and sex, Queensland

	2015–16r			2016–17			Percentage change		
Age	Male	Female	**Total[(b)]**	Male	Female	**Total**	Male	Female	**Total**
10	32	2	34	43	2	45	34.4	—	32.4
11	110	23	133	80	12	92	-27.3	-47.8	-30.8
12	223	82	305	202	45	247	-9.4	-45.1	-19.0
13	517	169	686	423	199	622	-18.2	17.8	-9.3
14	912	365	1,278	808	362	1,170	-11.4	-0.8	-8.5
15	1,193	508	1,701	1,161	460	1,621	-2.7	-9.4	-4.7
16	1,597	525	2,123	1,414	518	1,932	-11.5	-1.3	-9.0
17+	641	150	792	582	164	746	-9.2	9.3	-5.8
Unknown	9	2	11	3	1	4	-66.7	-50.0	-63.6
Total[(c)]	**5,234**	**1,826**	**7,063**	**4,716**	**1,763**	**6,479**	**-9.9**	**-3.5**	**-8.3**

(a) A person is counted as a defendant more than once if disposed of more than once during the reference period.
(b) Includes three defendants with unknown gender.
(c) Includes charges disposed of at Magistrates Court level by conviction, dismissal or withdrawal, but not by committal or referral to conference.

Source: Courts Database, Queensland Government Statistician's Office, September 2017

Figure 7 All Courts: Juvenile defendants[(a)] disposed of by age, Queensland

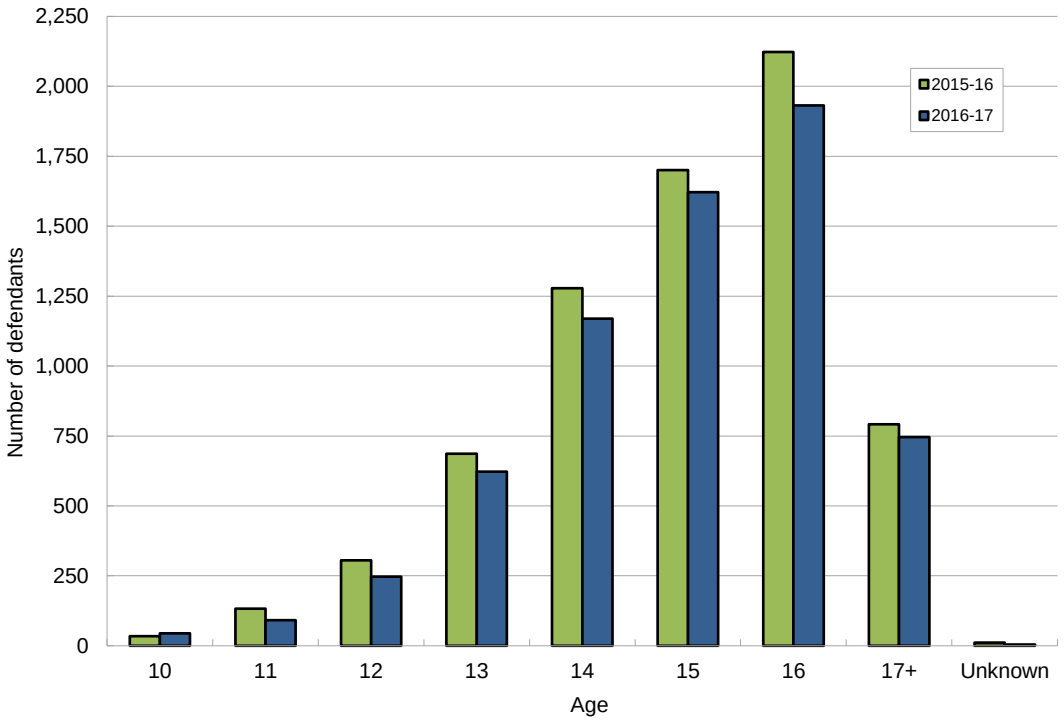

(a) A person is counted as a defendant more than once if disposed of more than once during the reference period.

Source: Courts Database, Queensland Government Statistician's Office, September 2017