




Right to Information Act 2009 and Information Privacy Act 2009

Annual Report 2015–16



**Queensland
Government**

Licence



This annual report is licensed by the State of Queensland (the Department of Justice and Attorney-General) under a Creative Commons Attribution (CC BY) 3.0 Australia licence.

In essence, you are free to copy, communicate and adapt this annual report, as long as you attribute the work to the State of Queensland (the Department of Justice and Attorney-General).

To view a copy of this licence, visit:

<http://creativecommons.org/licences/by/3.0/au/deed.en>

Attribution: Content from this annual report should be attributed as: The State of Queensland (Department of Justice and Attorney-General) *Right to Information Act 2009* and *Information Privacy Act 2009* Annual Report 2015-2016.

Copies of this report are available on our website at: <http://www.justice.qld.gov.au/>.

April 2017

Minister's Preface

I am pleased to provide Parliament with a report on the operation of the *Right to Information Act 2009* and the *Information Privacy Act 2009* regarding access and amendment applications for the 2015-16 reporting year.

This annual report provides essential statistical information about how the Acts operate across government agencies. In particular, it provides important statistics for each agency relating to the handling of access and amendment applications and applications for review of a decision.

These two Acts provide individuals with a right to access government-held information. The *Information Privacy Act 2009* also provides individuals with the right to request amendment of their personal information where they believe that personal information held by government is inaccurate, incomplete, out of date or misleading.

The Government places a high priority on accountability, transparency and integrity across government. This report provides information about how agencies across government are implementing these principles every day and their activities to further the Acts' objectives.

It is important that public sector agencies maintain a high level of awareness and understanding of their responsibilities when handling and releasing information.

For the 2015–16 reporting year, all figures have been reported based on the actual applications processed by individual Right to Information and Privacy units.



YVETTE D'ATH

Attorney-General and Minister for Justice
Minister for Training and Skills

Contents

Minister's Preface.....	1
Abbreviations.....	3
Explanation of terms used in this report	3
Overview	4
Releasing government information	4
Publication Scheme	4
Disclosure Log	4
Furthering the objects of the Acts	4
Reporting requirements	5
Legislative basis	5
Summary of data	5
 Table 1. Overview of RTI/IP access and amendment applications received by State Government agencies (total), 2015–16	 7
Figure 1. Number of RTI/IP access and amendment applications received, 2004–05 to 2015–16	8
Table 2. Pages released in full or part, 2004–05 to 2015–16	8
Figure 2. Number of IP amendment applications received, 2004–05 to 2015–16	9
 APPENDIX 1 – Premier and Cabinet.....	 10
APPENDIX 2 – Aboriginal and Torres Strait Islander Partnerships.....	13
APPENDIX 3 – Agriculture and Fisheries	15
APPENDIX 4 – Communities, Child Safety and Disability Services	17
APPENDIX 5 – Education and Training.....	20
APPENDIX 6 – Energy and Water Supply	24
APPENDIX 7 – Environment and Heritage Protection.....	27
APPENDIX 8 – Queensland Health	30
APPENDIX 9 – Housing and Public Works.....	41
APPENDIX 10 – Infrastructure, Local Government and Planning	45
APPENDIX 11 – Justice and Attorney-General.....	54
APPENDIX 12 – National Parks, Sport and Racing.....	61
APPENDIX 13 – Natural Resources and Mines.....	64
APPENDIX 14 – Queensland Police Service.....	68
APPENDIX 15 – Science, Information Technology and Innovation	74
APPENDIX 16 – State Development	77
APPENDIX 17 – Tourism, Major Events, Small Business and the Commonwealth Games	80
APPENDIX 18 – Transport and Main Roads	82
APPENDIX 19 – Queensland Treasury.....	86
APPENDIX 20 – Efforts to further the object of the RTI Act and IP Act	89
APPENDIX 21 – Regulations	99
 Notes about Appendices 1 to 19	 102
Deletion where no data returned.....	102
Disclosure logs section 8(d) RTI Regulation	102
Recording refusal of access – section 8(c) RTI Regulation and section 6(c) IP Regulation	102

Abbreviations

DJAG	Department of Justice and Attorney-General
IP	Information Privacy
IP Act	<i>Information Privacy Act 2009</i>
IP Regulation	<i>Information Privacy Regulation 2009</i>
IPA	Information Privacy Amendment
IPP	Information Privacy Principle
moG	machinery of Government
NPP	National Privacy Principle
OIC	Office of the Information Commissioner
PWN	Prescribed Written Notice
RTI	Right to Information
RTI Act	<i>Right to Information Act 2009</i>
RTI Regulation	<i>Right to Information Regulation 2009</i>

Explanation of terms used in this report

Term	Explanation
Access application	An application for information made under either the RTI Act or Chapter 3 of the IP Act.
Access charge	Charges prescribed under a regulation and payable for being given access to documents. in the reporting period, for example, black and white photocopying charges were 25 cents for each A4 page.
Amendment application	An application made under the IP Act to have personal information amended on the basis that it is inaccurate, incomplete, out of date or misleading.
Application fee	The fee prescribed in the RTI Regulation and payable for an access application under the RTI Act. in the reporting period, the application fee was \$44.85.
internal Review	A review of a decision within an agency by a person who is no less senior than the original decision maker.
External Review	A review by the information Commissioner of a decision made by an agency or Minister.
Processing charge	Charges prescribed in the RTI Regulation for searching for, or retrieving a document, and making, or doing things related to making, a decision on an application. in general, processing charges are payable for RTI Act applications where an agency or Minister spends more than five hours processing an application. in the reporting period, the processing fees were \$6.95 for each 15 minutes or part thereof.
Portfolio/agencies	Agencies within a Minister's administrative responsibility are reported on under the relevant portfolio heading, e.g. the Justice and Attorney-General portfolio includes DJAG and the Office of the Attorney-General and Minister for Justice and Minister for Training and Skills, as well as agencies such as Legal Services Commission and Electoral Commission Queensland.
State Government agencies	Includes Ministers, statutory authorities, local governments and hospital and health services.

Overview

This annual report covers the 2015-16 financial year regarding the operation of the *Right to Information Act 2009* (RTI Act) and the *Information Privacy Act 2009* (IP Act).

The primary object of the RTI Act is to give a right of access to information in the government's possession or under the government's control unless, on balance, it is contrary to the public interest to give the access.

The IP Act works in parallel with the RTI Act and provides for the fair collection and handling of personal information by Queensland Government agencies and a right of access to, and amendment of, personal information in the government's possession or under the government's control unless, on balance, it is contrary to the public interest.

The IP Act sets out 11 Information Privacy Principles (IPPs) with which all agencies must adhere, except for Queensland Health, which is subject to the National Privacy Principles (NPPs). The IPPs and NPPs govern how Queensland Government agencies collect, store, use and disclose personal information.

Releasing government information

The process of routinely releasing government information to the public is commonly referred to as the "push" model. Under this model, information is released administratively via mechanisms which include agencies' publication schemes and disclosure logs. As a result, access applications for information under the legislation are provided as a mechanism of last resort.

Publication Scheme

A publication scheme is a structured list of an agency's information that is readily available to the public, free of charge wherever possible. Every government agency which is subject to the RTI Act must have a publication scheme.

Disclosure Log

Disclosure logs form part of the "push" model where information released under an RTI application is made available for access to the public by being published on agency websites. They provide speedy access to information already released under the RTI application process. They can provide a cost and time benefit to both the individual and agency by reducing the number of additional applications under the RTI Act for the same information.

Furthering the objects of the Acts

In the reporting period, State Government agencies made efforts to further the objects of the RTI Act and the IP Act. This information is summarised in Appendix 20.

Reporting requirements

Legislative basis

Section 185 of the RTI Act and section 194 of the IP Act require statistical and other information to be collected from Ministers and agencies. Each requirement is outlined as follows:

- *section 185(1) RTI Act* and *section 194(1) IP Act* require the Attorney-General and Minister for Justice and Minister for Training and Skills to prepare the report and table it in Parliament.
- *section 185(2) RTI Act* and *section 194(2) IP Act* refer to the *Right to Information Regulation 2009* (the RTI Regulation) and the *Information Privacy Regulation 2009* (the IP Regulation) which set out the details of the information required to be included in the report (*refer to Appendix 21*).
- *section 194(3) IP Act* provides that an annual report under this section may be included as part of an annual report the Minister is required to give under the RTI Act.

Summary of data

This report includes statistics on both the RTI Act and IP Act for the period 1 July 2015 to 30 June 2016.

Data from all Ministers and agencies covered by the RTI Act and IP Act were collected and collated by the Right to Information and Privacy Unit, Department of Justice and Attorney-General (DJAG) for inclusion in this report.

The detailed data for Ministers and agencies is set out in Appendices 1-19 of this report and includes information required under:

- section 8(a) - (g) and (j) of the RTI Regulation; and
- section 6(a) - (g) and (j) of the IP Regulation.

For the 2015-16 reporting year, all figures are reported based on the actual applications processed by individual RTI and Privacy units.

Disciplinary action

For the 2015-16 year, Ministers and agencies advised no disciplinary action was taken against any officer in relation to the administration of the Acts under section 8(h) of the RTI Regulation and section 6(h) of the IP Regulation.

In the 2014-15 year, one agency reported that an investigation was ongoing against an officer arising from the administration of the Acts. No disciplinary action was taken as a result of this investigation.

Proceedings brought for offences

Ministers and agencies advised no proceedings were brought for offences under section 175(1) or (3) of the RTI Act or section 184(1) or (3) of the IP Act (section 8(i) of the RTI Regulation and section 6(i) of the IP Regulation).

Relevant facts indicating efforts by agencies or Ministers to further the objects of the RTI Act and IP Act (section 8(k) of the RTI Regulation and section 6(k) of the IP Regulation)

Appendix 20 summarises the efforts made by State Government agencies during the 2015-16 financial year which build on efforts made in the previous year.

Machinery of government changes

The Office of Fair and Safe Work Queensland transitioned from the Department of Justice and Attorney-General to Queensland Treasury on 1 July 2015 and became the Office of Industrial Relations. Due to officers not transitioning across until mid-January 2016, management agreed that RTI and IP annual report statistics for the Office of Industrial Relations be incorporated into the Department of Justice and Attorney-General's figures for the reporting period 2015-16.

Non-compliant access applications

If an application fails to comply with the requirements under the legislation, even after consultation with the applicant, a Prescribed Written Notice (PWN) of the decision is sent under section 33 of the RTI Act and section 53 of the IP Act – *Noncompliance with application requirement*. This allows the applicant rights of review.

Under the current 'Reporting guidelines – RTI and IP annual report for 2015-16' agencies are not required to include 'non-compliant' applications in their statistics.

Overview and comparison

Detailed information for each agency is presented in the Appendices 1 - 19 and summarised in the tables and figures below.

Table 1 presents summary information about 2015-16 activity by agency.

It shows:

- the total number of RTI/IP access and amendment applications received as 13,099, an increase from 12,398 applications in the previous year.
- the total number of pages considered was 2,361,326 representing a 18.8 per cent increase from 1,987,382 in 2014-15.
- internal reviews of 276 compared with 268 for 2014-15.
- external reviews of 322 compared with 353 for 2014-15.
- fees received totalling \$525,921.28 in 2014-15 compared with \$483,098.60 in 2015-16.

Table 1. Overview of RTI/IP access and amendment applications received by State Government agencies (total), 2015–16

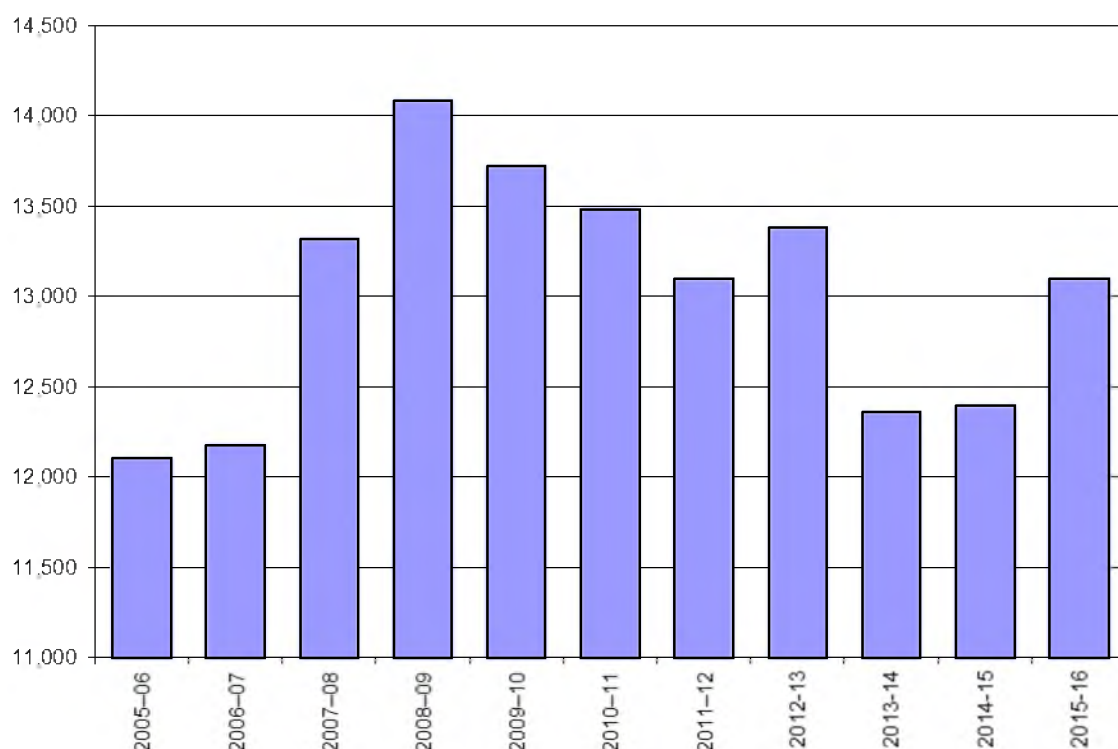
AGENCY	RTIs	IPs	IPAs	Total applns	Page numbers considered	Internal reviews	External reviews ¹	Total fees and charges received
Queensland Health	1,846	3,169	77	5,092	1,251,233	21	93	98,847.30
Queensland Police Service	1,355	1,017	5	2,377	73,899	69	32	77,954.31
Justice and Attorney-General	671	811	2	1,484	471,814	49	43	51,055.27
Infrastructure, Local Government and Planning	1,157	218	1	1,376	155,304	57	52	96,241.56
Transport and Main Roads	719	74	1	794	23,859	14	6	49,956.10
Communities, Child Safety and Disability Services	30	612	2	644	167,894	10	12	2,454.90
Education and Training	114	204	10	328	56,986	5	28	20,390.30
Housing and Public Works	149	71	2	222	83,166	11	6	12,327.15
Natural Resources and Mines	171	14	1	186	15,743	14	11	19,868.06
Environment and Heritage Protection	168	7	0	175	22,406	13	10	23,171.75
Energy and Water Supply	71	29	0	100	12,507	3	6	5,882.55
Queensland Treasury	61	33	0	94	12,198	2	7	9,250.05
Premier and Cabinet	52	9	0	61	3,122	2	4	5,696.35
Aboriginal and Torres Strait Islander Partnerships	11	38	0	49	3,855	0	0	491.85
Agriculture and Fisheries	33	1	0	34	2,919	2	0	3,539.30
National Parks, Sport and Racing	29	3	0	32	2,732	2	4	1,509.30
State Development	29	2	0	31	1,252	2	1	2,209.90
Science, Information Technology and Innovation	11	3	0	14	411	0	7	2,028.35
Tourism, Major Events, Small Business and the Commonwealth Games	6	0	0	6	26	0	0	224.25
TOTAL	6,683	6,315	101	13,099	2,361,326	276	322	483,098.60

Note. Agencies have been listed in order of 'total applications' received – from highest number of applications to least amount of applications.

¹ Statistics in relation to applications for external review of decisions by Ministers and agencies may differ from those reported in the 'Office of the Information Commissioner Annual Report 2015/16'.

Figure 1 shows the total number of RTI/IP access and amendment applications received over the last ten years by State Government agencies. These applications have increased between 2014-15 (12,398) and 2015-16 (13,099). These figures include both applications for information (access applications) and applications to have personal information amended on the basis it is inaccurate, incomplete, out of date or misleading (amendment applications).

Figure 1. Number of RTI/IP access and amendment applications received, 2005-06 to 2015-16



NB. For the reporting periods 2005-06 to 2008-09, applications were made under the *Freedom of Information Act 1992*.

Table 2 sets out the percentage of pages released in full (with no information deleted) or part (with only some information deleted) by all State Government agencies in response to access and amendment applications. These percentages are based on a comparison of the total number of pages released with the total number of pages considered when assessing applications.

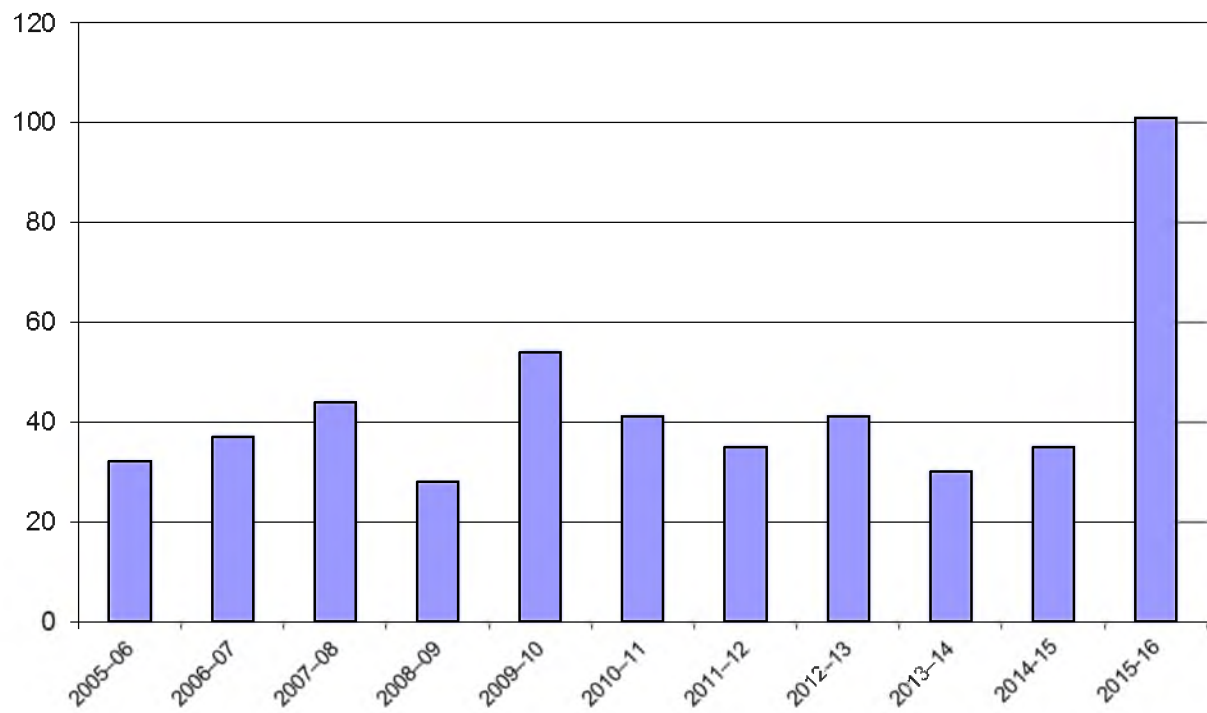
Table 2. Pages released in full or part, 2005-06 to 2015-16

Financial year	No. of pages considered	Per cent ²
2005-06		86.0
2006-07		86.0
2007-08		86.0
2008-09 ³	2,090,345	85.0
2009-10	1,090,403	86.0
2010-11	1,584,975	85.3
2011-12	1,762,288	86.9
2012-13	1,839,947	74.7
2013-14	1,911,152	71.0
2014-15	1,987,382	76.0
2015-16	2,361,326	81.1

² Percentages are based on a comparison of the total number of pages released with the total number of pages considered when assessing applications.

³ The *Right to Information Act 2009* and the *Information Privacy Act 2009* commenced on 1 July 2009.

Figure 2. Number of IP amendment applications received, 2005–06 to 2015–16



APPENDIX 1 – Premier and Cabinet

Table 1. Number of access applications - section 8(a) RTI Regulation and section 6(a) IP Regulation (including IP amendment applications)

PORTFOLIO/AGENCY	Application type	Received	Transferred	Withdrawn	Finalised 30 June 2016
		— no. —			
Department of the Premier and Cabinet	Access-RTI	28	1	13	16
Office of the Premier and Minister for the Arts	Access-RTI	20	0	5	14
Public Service Commission	Access-RTI	2	0	0	4
Queensland Audit Office	Access-RTI	1	0	0	1
Queensland Museum	Access-RTI	1	0	0	1
Total RTI Applications		52	1	18	36
Department of the Premier and Cabinet	Access-IP	5	0	1	4
Office of the Premier and Minister for the Arts	Access-IP	1	0	0	1
Public Service Commission	Access-IP	1	0	0	1
Queensland Family and Child Commission	Access-IP	1	0	0	1
Queensland Performing Arts Trust	Access-IP	1	0	0	1
Total IP Applications		9	0	1	8
TOTAL APPLICATIONS		61	1	19	44

Table 2. Number of refusals to deal - section 8(b) RTI Regulation and section 6(b) IP Regulation

PORTFOLIO/AGENCY	Provision invoked	No. of times i.e. applications
Department of the Premier and Cabinet	s.40 RTI	4
Queensland Audit Office	s.40 RTI	1
TOTAL		5

Table 3. Number of refusals of access - section 8(c) RTI Regulation and section 6(c) IP Regulation

PORTFOLIO/AGENCY	Application type RTI / IP	Pages considered	Provisions invoked to refuse access	no. of times i.e. pages
			invoked	
Department of the Premier and Cabinet	RTI	1,249	s.49-sch4	36
			sch3(2)(1)(a)	66
			sch3(2)(1)(b)	4
			sch3(6)(c)(i)	9
			sch3(7)	9
			sch3(8)(1)	27
Office of the Premier and Minister for the Arts	RTI	375	s.52	9
			s.49-sch4	12
			sch3(2)(1)(a)	2
			sch3(2)(1)(b)	13
			sch3(6)(c)(i)	30
			sch3(7)	26
			sch3(9)(1)	8
			sch3(12)(1)	23
Public Service Commission	RTI	268	s.52	1
			s.49-sch4	91
			sch3(2)(1)(b)	72

PORTFOLIO/AGENCY	Application type RTI / IP	Pages considered	Provisions invoked to refuse access	
			invoked	no. of times i.e. pages
Public Service Commission (<i>cont'd</i>)	RTI		sch3(2)(1)(a)	1
			sch3(7)	42
Queensland Museum	RTI	37	s.49-sch4	1
Total RTI		1,929		482
Department of the Premier and Cabinet	IP	1,193	s.53(a)	160
			s.49-sch4	599
			sch3(2)(1)(a)	42
			sch3(2)(1)(b)	26
			sch3(6)(c)(i)	2
			sch3(7)	307
Office of the Premier and Minister for the Arts	IP	0	s.52	1
Queensland Family and Child Commission	IP	0	s.52	1
Total IP		1,193		1,138
TOTAL		3,122		1,620

Table 4. Number of pages included in a disclosure log - section 8(d) RTI Regulation

PORTFOLIO/AGENCY	Total pages published to disclosure log
	no.
Department of the Premier and Cabinet	904
Office of the Premier and Minister for the Arts	274
Public Service Commission	198
Queensland Museum	37
TOTAL	1,413

Table 5. Number of deemed decisions, and decisions taken to have been made on internal review - section 8(e) RTI Regulation or section 6(d) IP Regulation

There were no deemed decisions or decisions taken to have been made at internal review.

Table 6. Number of refusals to amend documents - section 6(e) IP Regulation

There were no refusals to amend documents.

Table 7. Number of internal review applications - section 8(f) RTI Regulation or section 6(f) IP Regulation

PORTFOLIO/AGENCY	No. of internal reviews received	Internal review decision (i.e. upheld on review or varied on review)	If decision varied, how?	Exemption
Department of the Premier and Cabinet	1-RTI	upheld on review		sch3(7) sch3(8)(1)
Queensland Audit Office	1-RTI	upheld on review		s.40

PORTFOLIO/AGENCY	No. of internal reviews received	Internal review decision (i.e. upheld on review or varied on review)	If decision varied, how?	Exemption
TOTAL	2			

Table 8. Number of external review applications - section 8(g) RTI Regulation or section 6(g) IP Regulation

PORTFOLIO/AGENCY	No. of external reviews	Type of review	Decision	Act provision
Department of the Premier and Cabinet	2-RTI	direct	settled outcome under consideration by OIC	
Office of the Premier and Minister for the Arts	1-RTI	direct	withdrawn	
TOTAL	4			

Table 9. Amount of fees and charges received under the RTI Act - section 8(j) RTI Regulation

PORTFOLIO/AGENCY	Application fees received	Processing charges received	Access charges received	Total received
		— \$ —		
Department of the Premier and Cabinet	2,107.95	2,949.85		5,057.80
Public Service Commission	89.70	174.20		263.90
Queensland Audit Office	44.85			44.85
Queensland Museum	44.85	284.95		329.80
TOTAL	2,287.35	3,409.00	0.00	5,696.35

Table 10. Amount of charges received under the IP Act - section 6(j) IP Regulation

There were no charges received under the IP Act.

APPENDIX 2 – Aboriginal and Torres Strait Islander Partnerships

Table 1. Number of access applications - section 8(a) RTI Regulation and section 6(a) IP Regulation (including IP amendment applications)

PORTFOLIO/AGENCY	Application type	Re	Transferred	Withdrawn	Finalised 30 June 2016
		— no. —			
Department of Aboriginal and Torres Strait Islander Partnerships	Access-RTI	11	0	1	9
Total RTI Applications		11	0	1	9
Department of Aboriginal and Torres Strait Islander Partnerships	Access-IP	38	0	0	34
Total IP Applications		38	0	0	34
TOTAL APPLICATIONS		49	0	1	43

Table 2. Number of refusals to deal - section 8(b) RTI Regulation and section 6(b) IP Regulation

PORTFOLIO/AGENCY	Provision invoked	No. of times i.e. applications
Department of Aboriginal and Torres Strait Islander Partnerships	s.62 IP	1
TOTAL		1

Table 3. Number of refusals of access - section 8(c) RTI Regulation and section 6(c) IP Regulation

PORTFOLIO/AGENCY	Application type RTI / IP	Pages considered	Provisions invoked to refuse access	no. of times i.e. pages
			invoked	
Department of Aboriginal and Torres Strait Islander Partnerships	RTI	1,227	s.49-sch4	790
			s.52(1)(a)	1
			sch3(1)	3
Total RTI		1,227		794
Department of Aboriginal and Torres Strait Islander Partnerships	IP	2,628	s.49-sch4	189
			s.52(1)(a)	8
			sch3(12)(1)	36
Total IP		2,628		233
TOTAL		3,855		1,027

Table 4. Number of pages included in a disclosure log - section 8(d) RTI Regulation

There were 'zero' pages included in the disclosure log.

Table 5. Number of deemed decisions, and decisions taken to have been made on internal review - section 8(e) RTI Regulation or section 6(d) IP Regulation

There were no deemed decisions or decisions taken to have been made at internal review.

Table 6. Number of refusals of amendment – section 6(e) IP Regulation

There were no refusals to amend documents.

Table 7. Number of internal review applications - section 8(f) RTI Regulation or section 6(f) IP Regulation

There were no internal review applications received.

Table 8. Number of external review applications - section 8(g) RTI Regulation or section 6(g) IP Regulation

There were no external review applications received.

Table 9. Amount of fees and charges received under the RTI Act - section 8(j) RTI Regulation

PORTFOLIO/AGENCY	Application fees received	Processing charges received	Access charges received	Total received
		— \$ —		
Department of Aboriginal and Torres Strait Islander Partnerships	491.85			491.85
TOTAL	491.85			491.85

Table 10. Amount of charges received under the IP Act - section 6(j) IP Regulation

There were no charges received under the IP Act.

APPENDIX 3 – Agriculture and Fisheries

Table 1. Number of access applications - section 8(a) RTI Regulation and section 6(a) IP Regulation (including IP amendment applications)

PORTFOLIO/AGENCY	Application type	Received	Transferred	Withdrawn	Finalised 30 June 2016
		— no. —			
Department of Agriculture and Fisheries	Access-RTI	25	0	8	13
Minister for Agriculture and Fisheries	Access-RTI	3	0	2	1
Queensland Rural Adjustment Authority	Access-RTI	4	0	2	2
Veterinary Surgeon's Board of Queensland	Access-RTI	1	0	1	0
Total RTI Applications		33	0	13	16
Department of Agriculture and Fisheries	Access-IP	1	0	0	1
Total IP Applications		1	0	0	1
TOTAL APPLICATIONS		34	0	13	17

Table 2. Number of refusals to deal - section 8(b) RTI Regulation and section 6(b) IP Regulation

There were no refusals to deal.

Table 3. Number of refusals of access - section 8(c) RTI Regulation and section 6(c) IP Regulation

PORTFOLIO/AGENCY	Application type RTI / IP	Pages considered	Provisions invoked to refuse access	no. of times i.e. pages
			invoked	
Department of Agriculture and Fisheries	RTI	1,482	sch3(2)(1)(a)	85
			sch3(7)	91
			sch3(10)(1)(b)	4
			s.49-sch4	339
Queensland Rural Adjustment Authority	RTI	1,064	sch3(7)	33
			s.53(c)(ii)	12
			s.53(d)	5
Total RTI		2,546		569
Department of Agriculture and Fisheries	IP	373	s.49-sch4	48
Total IP		373		48
TOTAL		2,919		617

Table 4. Number of pages included in a disclosure log - section 8(d) RTI Regulation

PORTFOLIO/AGENCY	Total pages published to disclosure log
Department of Agriculture and Fisheries	2,601
TOTAL	2,601

Table 5. Number of deemed decisions, and decisions taken to have been made on internal review - section 8(e) RTI Regulation or section 6(d) IP Regulation

There were no deemed decisions or decisions taken to have been made at internal review.

Table 6. Number of refusals to amend documents - section 6(e) IP Regulation

There were no refusals to amend documents.

Table 7. Number of internal review applications - section 8(f) RTI Regulation or section 6(f) IP Regulation

PORTFOLIO/AGENCY	No. of internal reviews received	Internal review decision (i.e. upheld on review or varied on review)	If decision varied, how?	Exemption
Department of Agriculture and Fisheries	1-RTI	varied on review	sch3(2)(1)(a) sch3(7), s.49-sch4	
	1-RTI	upheld on review		s.49-sch4(6)
TOTAL	2			

Table 8. Number of external review applications - section 8(g) RTI Regulation or section 6(g) IP Regulation

There were no external review applications received.

Table 9. Amount of fees and charges received under the RTI Act - section 8(j) RTI Regulation

PORTFOLIO/AGENCY	Application fees received	Processing charges received	Access charges received	Total received
		— \$ —		
Department of Agriculture and Fisheries	1,074.90	1,226.00	0.00	2,300.90
Minister for Agriculture and Fisheries	134.55	0.00	0.00	134.55
Queensland Rural Adjustment Authority	44.85	834.00	225.00	1,103.85
TOTAL	1,254.30	2,060.00	225.00	3,539.30

Table 10. Amount of charges received under the IP Act - section 6(j) IP Regulation

There were no charges received under the IP Act.

APPENDIX 4 – Communities, Child Safety and Disability Services

Table 1. Number of access applications - section 8(a) RTI Regulation and section 6(a) IP Regulation (including IP amendment applications)

PORTFOLIO/AGENCY	Application type	Received	Transferred	Withdrawn	Finalised 30 June 2016
		— no. —			
Department of Communities, Child Safety and Disability Services	Access-RTI	26	0	9	23
Minister for Disability Services, Minister for Seniors and Minister Assisting the Premier on North Queensland	Access-RTI	2	0	1	1
Minister for Communities, Women and Youth, Minister for Child Safety and Minister for Multicultural Affairs ⁴	Access-RTI	1	0	0	1
Minister for Communities, Women and Youth, Minister for Child Safety and Minister for the Prevention of Domestic and Family Violence ⁵	Access-RTI	1	0	1	0
Total RTI Applications		30	0	11	25
Department of Communities, Child Safety and Disability Services	Access-IP	612	0	28	566
Total IP Applications		612	0	28	566
Department of Communities, Child Safety and Disability Services	Amendment-IP	2	0	1	2
Total IP Amendment Applications		2	0	1	2
TOTAL APPLICATIONS		644	0	40	593

Table 2. Number of refusals to deal - section 8(b) RTI Regulation and section 6(b) IP Regulation

PORTFOLIO/AGENCY	Provision invoked	No. of times i.e. applications
Department of Communities, Child Safety and Disability Services	s.40 RTI	1
TOTAL		1

Table 3. Number of refusals of access - section 8(c) RTI Regulation and section 6(c) IP Regulation

PORTFOLIO/AGENCY	Application type RTI / IP	Pages considered	Provisions invoked to refuse access	no. of times i.e. applications
Department of Communities, Child Safety and Disability Services	RTI	4,291	s.49-sch4	250
			s.52(1)(a)	1
			s.53(a)	78
			sch3(12)(1)	1,294
			sch3(2)	1
			sch3(2)(1)(b)	119
			sch3(6)(c)(i)	50
			sch3(7)	21
Minister for Disability Services, Minister for Seniors and Minister Assisting the Premier on North Queensland	RTI	67	s.49-sch4	15
			sch3(6)(c)(i)	25
Minister for Communities, Women and Youth, Minister for Child Safety and Minister for Multicultural Affairs	RTI	27	s.49-sch4	8

⁴ up to 7 December 2015

⁵ effective from 8 December 2015

PORTFOLIO/AGENCY	Application type RTI / IP	Pages considered	Provisions invoked to refuse access	
			invoked	no. of times i.e. pages
Total RTI		4,385		1,862
Department of Communities, Child Safety and Disability Services	IP	163,509	s.49-other	25
			s.49-sch4	2,780
			s.50	855
			s.52(1)(a)	23
			s.52(1)(b)	45
			s.53(a)	3,382
			sch3(10)(1)(a)	200
			sch3(10)(1)(b)	1
			sch3(10)(1)(i)	58
			sch3(10)(4)	57
			sch3(12)(1)	99,601
			sch3(7)	60
Total IP		163,509		107,087
TOTAL		167,894		108,949

Table 4. Number of pages included in a disclosure log - section 8(d) RTI Regulation

PORTFOLIO/AGENCY	Total pages published to disclosure log
Department of Communities, Child Safety and Disability Services	2,375
TOTAL	2,375

Table 5. Number of deemed decisions, and decisions taken to have been made on internal review - section 8(e) RTI Regulation or section 6(d) IP Regulation

There were no deemed decisions or decisions taken to have been made at internal review.

Table 6. Number of refusals of amendment - section 6(e) IP Regulation

PORTFOLIO/AGENCY	Provision invoked	No. of times
Department of Communities, Child Safety and Disability Services	s.72(1)(a)(i)	2
TOTAL		2

Table 7. Number of internal review applications - section 8(f) RTI Regulation or section 6(f) IP Regulation

PORTFOLIO/AGENCY	No. of internal reviews received	Internal review decision (i.e. upheld on review or varied on review)	If decision varied, how?	Exemption
Department of Communities, Child Safety and Disability Services	1-RTI	varied on review	1 page released in full 2 pages released in part	sch3(6)(c)(i)
Total RTI	1			
Department of Communities, Child Safety and Disability Services	1-IP	out of jurisdiction		
	4-IP	upheld on review		
			45 pages released in full 163 pages released in part 121 pages access refused	s.52(1)(b) sch3(12)(1)
	1-IP	varied on review	2 pages released in part	s.49-sch4
	1-IP	varied on review		
	1-IP	withdrawn		
	1-IP	under consideration		
Total IP	9			
TOTAL	10			

Table 8. Number of external review applications - section 8(g) RTI Regulation or section 6(g) IP Regulation

PORTFOLIO/AGENCY	No. of external reviews	Type of review	Decision	Act provision
Department of Communities, Child Safety and Disability Services	3-IP	direct	OIC refused to deal - outside of timeframe	
	4-IP	direct	under consideration by OIC	
	4-IP	direct	withdrawn	
	1-IP	preceding internal review	under consideration by OIC	
TOTAL	12			

Table 9. Amount of fees and charges received under the RTI Act - section 8(j) RTI Regulation

PORTFOLIO/AGENCY	Application fees received	Processing charges received	Access charges received	Total received
		— \$ —		
Department of Communities, Child Safety and Disability Services	897.00	1,142.20	0.00	2,039.20
Minister for Disability Services, Minister for Seniors and Minister Assisting the Premier on North Queensland	89.70	236.30	0.00	326.00
Minister for Communities, Women and Youth, Minister for Child Safety and Minister for Multicultural Affairs	44.85	0.00	0.00	44.85
Minister for Communities, Women and Youth, Minister for Child Safety and Minister for the Prevention of Domestic and Family Violence	44.85	0.00	0.00	44.85
TOTAL	1,076.40	1,378.50	0.00	2,454.90

Table 10. Amount of charges received under the IP Act - section 6(j) IP Regulation

There were no charges received under the IP Act.

APPENDIX 5 – Education and Training

Table 1. Number of access applications - section 8(a) RTI Regulation and section 6(a) IP Regulation (including IP amendment applications)

PORTFOLIO/AGENCY	Application type	Received	Transferred — no. —	Withdrawn	Finalised 30 June 2016
Department of Education and Training	Access-RTI	82	2	28	61
Minister for Education	Access-RTI	6	0	0	6
Central Queensland University	Access-RTI	1	0	0	1
Griffith University	Access-RTI	4	0	2	2
James Cook University	Access-RTI	6	0	0	7
University of Queensland	Access-RTI	6	0	1	6
University of Southern Queensland	Access-RTI	1	0	0	1
University of the Sunshine Coast	Access-RTI	4	0	0	3
Non-State School Accreditation Board	Access-RTI	1	0	0	0
Queensland Training Assets Management Authority	Access-RTI	1	0	0	1
TAFE Queensland	Access-RTI	2	0	1	2
Total RTI Applications		114	2	32	90
Department of Education and Training	Access-IP	168	0	12	154
Central Queensland University	Access-IP	2	0	0	2
Griffith University	Access-IP	2	0	0	2
James Cook University	Access-IP	2	0	0	2
Queensland University of Technology	Access-IP	4	0	1	2
University of Queensland	Access-IP	22	0	2	18
Queensland Curriculum and Assessment Authority	Access-IP	3	0	0	3
TAFE Queensland	Access-IP	1	0	1	0
Total IP Applications		204	0	16	183
Department of Education and Training	Amendment-IP	9	0	0	8
University of the Sunshine Coast	Amendment-IP	1	0	0	1
Total IP Amendment Applications		10	0	0	9
TOTAL APPLICATIONS		328	2	48	282

Table 2. Number of refusals to deal - section 8(b) RTI Regulation and section 6(b) IP Regulation

PORTFOLIO/AGENCY	Provision invoked	No. of times i.e. applications
Department of Education and Training	s.41 RTI	4
Total RTI		
University of Queensland	s.62 IP	3
Total IP		
TOTAL		7

Table 3. Number of refusals of access - section 8(c) RTI Regulation and section 6(c) IP Regulation

PORTFOLIO/AGENCY	Application type RTI / IP	Pages considered	Provisions Invoked to refuse access invoked	no. of times i.e. pages
Department of Education and Training	RTI	9,646	s.47(3)(b)	2,131

PORTFOLIO/AGENCY	Application type RTI / IP		Provisions invoked to refuse access	no. of times i.e. pages
			invoked	
Department of Education and Training (<i>cont'd</i>)	RTI		s.49-sch4	2,131
			sch3(2)(1)(b)	4
			sch3(6)(c)(i)	4
			sch3(7)	168
			sch3(8)(1)	31
			sch3(10)(1)(a)	112
			sch3(10)(1)(d)	1
			s.47(3)(e), s.52(1)(a)	3
			s.47(3)(e), s.52(1)(b)	1
			s.47(3)(c), s.50	238
Minister for Education	RTI	179	s.47(3)(b)	48
			s.47(3)(e), s.52(1)(a)	2
Central Queensland University	RTI	18	full release	
Griffith University	RTI	1,299	s.47(3)(b)	79
James Cook University	RTI	1,105	sch3(7)	81
University of Queensland	RTI	3,213	s.47(3)(b)	1,440
			sch3(8)	786
			s.73	5
University of Southern Queensland	RTI	53	s.47(3)(b)	38
			s.73	15
University of the Sunshine Coast	RTI	120	full release	
Queensland Training Assets Management Authority	RTI	5,008	full release	
TAFE Queensland	RTI	108	sch3(10)(4)	108
Total RTI		20,749		7,426
Department of Education and Training	IP	23,986	s.47(3)(b)	3,735
			s.49-sch4	3,735
			sch3(7)	1,252
			sch3(10)(1)(a)	91
			sch3(10)(1)(b)	62
			s.47(3)(e), s.52(1)(a)	1
			s.47(3)(e), s.52(1)(b)	3
Central Queensland University	IP	41	full release	
James Cook University	IP	36	full release	
Queensland University of Technology	IP	1,772	s.47(3)(b)	4
University of Queensland	IP	10,393	s.47(3)(b)	506
			sch3(7)	423
			sch3(8)	726
			s.47(3)(e), s.52(1)(a)	1
			s.88	694
Queensland Curriculum and Assessment Authority	IP	9	s.47(3)(b)	2
			s.47(3)(e), s.52(1)(a)	2
Total IP		36,237		11,237
TOTAL		56,986		18,663

Table 4. Number of pages included in a disclosure log - section 8(d) RTI Regulation

PORTFOLIO/AGENCY	Total pages published to disclosure log
Department of Education and Training	991
Minister for Education	99

PORTFOLIO/AGENCY	Total pages published to disclosure log
James Cook University	1,024
University of Queensland	16
University of the Sunshine Coast	1
Queensland Training Assets Management Authority	118
TOTAL	2,249

Table 5. Number of deemed decisions, and decisions taken to have been made on internal review - section 8(e) RTI Regulation or section 6(d) IP Regulation

PORTFOLIO/AGENCY	Provision invoked	No. of times
Department of Education and Training	s.46 RTI	1
Total RTI		
Department of Education and Training	s.66 IP	1
Total IP		
TOTAL		2

Table 6. Number of refusals of amendment - section 6(e) IP Regulation

PORTFOLIO/AGENCY	Provision Invoked	No. of times
Department of Education and Training	s.72(1)(a)(i)	7
	s.72(1)(a)(ii)	1
TOTAL		8

Table 7. Number of internal review applications - section 8(f) RTI Regulation or section 6(f) IP Regulation

PORTFOLIO/AGENCY	No. of internal reviews received	Internal review decision (i.e. upheld on review or varied on review)	If decision varied, how?	Exemption
Department of Education and Training	1-RTI	varied on review	additional documents considered	s.47(3)(b)
	1-RTI	upheld on review		
Total RTI	2			
Department of Education and Training	1-IP	varied on review	further amendments/ notations made	s.74(a)
University of Queensland	1-IP	varied on review	additional documents considered	s.47(3)(b)
	1-IP	upheld on review		
Total IP	3			
TOTAL	5			

Table 8. Number of external review applications - section 8(g) RTI Regulation or section 6(g) IP Regulation

PORTFOLIO/AGENCY	No. of external reviews	Type of review	Decision	Act provision
Department of Education and Training	3-RTI	direct	settled outcome	
	1-RTI	preceding internal review	settled outcome	
	1-RTI	direct	under consideration by OIC	
University of Queensland	3-RTI	direct	upheld on review	
	2-RTI	direct	under consideration by OIC	
	1-RTI	direct	settled outcome	
	1-RTI	preceding internal review	settled outcome	
University of Southern Queensland	1-RTI	direct	settled outcome	
TAFE Queensland	1-RTI	direct	upheld on review	
Total RTI	14			
Department of Education and Training	7-IP	direct	settled outcome	
			additional information released	
	1-IP	direct		
Griffith University	1-IP	direct	settled outcome	
Queensland University of Technology	2-IP	direct	under consideration by OIC	
University of Queensland	1-IP	direct	upheld on review	
	1-IP	direct	settled outcome	
	1-IP	direct	under consideration by OIC	
Total IP	14			
TOTAL	28			

Table 9. Amount of fees and charges received under the RTI Act - section 8(j) RTI Regulation

PORTFOLIO/AGENCY	Application fees received	Processing charges received	Access charges received	Total received
			— \$ —	
Department of Education and Training	3,677.70	14,922.45	0.00	18,600.15
Minister for Education	269.10	0.00	0.00	269.10
Central Queensland University	44.85	0.00	0.00	44.85
Griffith University	179.40	0.00	0.00	179.40
James Cook University	177.90	0.00	0.00	177.90
University of Queensland	312.45	402.80	0.00	715.25
University of Southern Queensland	44.85	0.00	0.00	44.85
University of the Sunshine Coast	179.40	0.00	0.00	179.40
Non-State School Accreditation Board	44.85	0.00	0.00	44.85
Queensland Training Assets Management Authority	44.85	0.00	0.00	44.85
TAFE Queensland	89.70	0.00	0.00	89.70
TOTAL	5,065.05	15,325.25	0.00	20,390.30

Table 10. Amount of charges received under the IP Act - section 6(j) IP Regulation

There were no charges received under the IP Act.

APPENDIX 6 – Energy and Water Supply

Table 1. Number of access applications - section 8(a) RTI Regulation and section 6(a) IP Regulation (including IP amendment applications)

PORTFOLIO/AGENCY	Application type	Received	Transferred	Withdrawn	Finalised 30 June 2016
		— no. —			
Department of Energy and Water Supply	Access-RTI	10	3	5	5
Minister for Energy and Water Supply ⁶	Access-RTI	2	1	0	1
Minister for Energy, Biofuels and Water Supply ⁷	Access-RTI	2	0	0	2
ENERGEX	Access-RTI	19	0	4	15
Ergon Energy Corporation Limited	Access-RTI	16	2	1	13
Queensland Electricity Transmission Corporation Limited (Powerlink Queensland)	Access-RTI	4	0	0	2
Queensland Urban Utilities	Access-RTI	12	0	0	11
Queensland Bulk Water Supply Authority (trading as Seqwater)	Access-RTI	1	0	0	1
SunWater Limited	Access-RTI	1	0	0	2
Unity Water	Access-RTI	4	0	0	4
Total RTI Applications		71	6	10	56
Department of Energy and Water Supply	Access-IP	4	1	0	4
Minister for Energy, Biofuels and Water Supply	Access-IP	1	0	0	1
ENERGEX	Access-IP	12	0	3	9
Ergon Energy Corporation Limited	Access-IP	9	0	0	8
Queensland Bulk Water Supply Authority (trading as Seqwater)	Access-IP	1	0	0	1
Queensland Urban Utilities	Access-IP	2	0	0	1
Total IP Applications		29	1	3	24
TOTAL APPLICATIONS		100	7	13	80

Table 2. Number of refusals to deal - section 8(b) RTI Regulation and section 6(b) IP Regulation

PORTFOLIO/AGENCY	Provision invoked	No. of times i.e. applications
ENERGEX	s.41 RTI	2
TOTAL		2

Table 3. Number of refusals of access - section 8(c) RTI Regulation and section 6(c) IP Regulation

PORTFOLIO/AGENCY	Application type RTI / IP	Pages considered	Provisions invoked to refuse access	no. of times i.e. pages
Department of Energy and Water Supply	RTI	301	s.49-sch4	65
Minister for Energy, Biofuels and Water Supply	RTI	19	s.52	1
			s.49-sch4	8
ENERGEX	RTI	178	s.49-sch4	47
			s.52	5
			s.53	6
Ergon Energy Corporation Limited	RTI	4,031	sch3(8)	224
			s.52	1

⁶ up to 7 December 2015

⁷ effective from 8 December 2015

PORTFOLIO/AGENCY	Application type RTI / IP	Pages considered	Provisions invoked to refuse access	
			invoked	no. of times i.e. pages
Ergon Energy Corporation Limited (<i>cont'd</i>)	RTI		s.49-sch4	2,345
Queensland Electricity Transmission Corporation Limited (Powerlink Queensland)	RTI	2	s.49-sch4	2
Queensland Urban Utilities	RTI	72	s.49-sch4	72
SunWater Limited	RTI	4,639	sch3(7)	74
			sch3(8)	396
			s.49-sch4	856
Unity Water	RTI	39	full release	
Total RTI		9,281		4,102
Department of Energy and Water Supply	IP	1,823	s.49-sch4	41
ENERGEX	IP	1,272	sch3(7)	194
			s.49-sch4	44
			s.52	3
Queensland Bulk Water Supply Authority (trading as Seqwater)	IP	131	s.49-sch4	9
Total IP		3,226		291
TOTAL		12,507		4,393

Table 4. Number of pages included in a disclosure log - section 8(d) RTI Regulation

PORTFOLIO/AGENCY	Total pages published to disclosure log
Department of Energy and Water Supply	2,469
ENERGEX	155
Queensland Bulk Water Supply Authority (trading as Seqwater)	7
Unity Water	39
TOTAL	2,670

Table 5. Number of deemed decisions, and decisions taken to have been made on internal review - section 8(e) RTI Regulation or section 6(d) IP Regulation

There were no deemed decisions or decisions taken to have been made at internal review.

Table 6. Number of refusals of amendment - section 6(e) IP Regulation

There were no refusals to amend documents.

Table 7. Number of internal review applications - section 8(f) RTI Regulation or section 6(f) IP Regulation

PORTFOLIO/AGENCY	No. of internal reviews received	Internal review decision (i.e. upheld on review or varied on review)	If decision varied, how?	Exemption
Department of Energy and Water Supply	1-RTI	upheld on review		
Ergon Energy Corporation Limited	1-RTI	varied on review	access to documents previously refused	s.49-sch4, pt2(2)(4)(7)

PORTFOLIO/AGENCY	No. of internal reviews received	Internal review decision (i.e. upheld on review or varied on review)	If decision varied, how?	Exemption
Queensland Urban Utilities	1-RTI	varied on review	additional documents released	sufficiency of search
TOTAL	3			

Table 8. Number of external review applications - section 8(g) RTI Regulation or section 6(g) IP Regulation

PORTFOLIO/AGENCY	No. of external reviews	Type of review	Decision	Act provision
Department of Energy and Water Supply	1-IP	preceding internal review	settled outcome	
Minister for Energy, Biofuels and Water Supply	1-IP	preceding internal review	settled outcome	
Ergon Energy Corporation Limited	1-IP	preceding internal review	withdrawn	
Queensland Bulk Water Supply Authority (trading as Seqwater)	1-IP	direct	at preliminary view stage	
Unity Water	2-IP	direct	upheld on review	
TOTAL	6			

Table 9. Amount of fees and charges received under the RTI Act - section 8(j) RTI Regulation

PORTFOLIO/AGENCY	Application fees received	Processing charges received	Access charges received	Total received
		— \$ —		
Department of Energy and Water Supply	269.10	854.85	0.00	1,123.95
Minister for Energy and Water Supply	44.85	0.00	0.00	44.85
Minister for Energy, Biofuels and Water Supply	89.70	180.70	0.00	270.40
ENERGEX	668.25	0.00	0.00	668.25
Ergon Energy Corporation Limited	717.60	0.00	0.00	717.60
Queensland Bulk Water Supply Authority (trading as Seqwater)	44.85	0.00	0.00	44.85
Queensland Electricity Transmission Corporation Limited (Powerlink Queensland)	179.40	0.00	0.00	179.40
Queensland Urban Utilities	488.90	0.00	889.70	1,378.60
SunWater Limited	44.85	0.00	0.00	44.85
Unity Water	179.40	1,230.40	0.00	1,409.80
TOTAL	2,726.90	2,265.95	889.70	5,882.55

Table 10. Amount of charges received under the IP Act - section 6(j) IP Regulation

There were no charges received under the IP Act.

APPENDIX 7 – Environment and Heritage Protection

Table 1. Number of access applications - section 8(a) RTI Regulation and section 6(a) IP Regulation (including IP amendment applications)

PORTFOLIO/AGENCY	Application type	Received	Transferred	Withdrawn	Finalised 30 June 2016
				— no. —	
Department of Environment and Heritage Protection	Access-RTI	160	1	37	122
Minister for Environment and Heritage Protection	Access-RTI	8	0	2	6
Total RTI Applications		168	1	39	128
Department of Environment and Heritage Protection	Access-IP	7	1	0	6
Total IP Applications		7	1	0	6
TOTAL APPLICATIONS		175	2	39	134

Table 2. Number of refusals to deal - section 8(b) RTI Regulation and section 6(b) IP Regulation

PORTFOLIO/AGENCY	Provision invoked	No. of times i.e. applications
Department of Environment and Heritage Protection	s.41 RTI	6
TOTAL		6

Table 3. Number of refusals of access - section 8(c) RTI Regulation and section 6(c) IP Regulation

PORTFOLIO/AGENCY	Application type RTI / IP	Pages considered	Provisions invoked to refuse access	no. of times i.e. pages
			invoked	
Department of Environment and Heritage Protection	RTI	20,997	s.52	6
			s.53(a)	147
			sch3(2)(1)(a)	320
			sch3(7)	164
			sch3(8)(1)	39
			sch3(10)(1)(b)	20
			sch3(10)(4)	529
			s.49-sch4	3,483
Minister for Environment and Heritage Protection	RTI	89	sch3(2)(1)(b)	4
			s.49-sch4	30
Total RTI		21,086		4,742
Department of Environment and Heritage Protection	IP	1,320	s.49-sch4	1
Total IP		1,320		1
TOTAL		22,406		4,743

Table 4. Number of pages included in a disclosure log - section 8(d) RTI Regulation

PORTFOLIO/AGENCY	Total pages published to disclosure log no.
Department of Environment and Heritage Protection	11,541
Minister for Environment and Heritage Protection	53
TOTAL	11,594

Table 5. Number of deemed decisions, and decisions taken to have been made on internal review - section 8(e) RTI Regulation or section 6(d) IP Regulation

PORTFOLIO/AGENCY	Provision invoked	No. of times
Department of Environment and Heritage Protection	s.46 RTI	1
TOTAL		1

Table 6. Number of refusals of amendment - section 6(e) IP Regulation

There were no refusals to amend documents.

Table 7. Number of internal review applications - section 8(f) RTI Regulation or section 6(f) IP Regulation

PORTFOLIO/AGENCY	No. of internal reviews received	Internal review decision (i.e. upheld on review or varied on review)	If decision varied, how?	Exemption
Department of Environment and Heritage Protection	8-RTI	upheld on review		
	1-RTI	varied on review	additional documents located and released	
	1-RTI	varied on review	additional documents withheld	sch3(10)(1)(a)
	1-RTI	varied on review	additional documents located	
	1-RTI	varied on review	additional information released	s.49-sch4
	1-RTI	varied on review	additional information released	s.49-sch4
	1-RTI		under consideration	
TOTAL	13			

Table 8. Number of external review applications – section 8(g) RTI Regulation or section 6(g) IP Regulation

PORTFOLIO/AGENCY	No. of external reviews	Type of review	Decision	Act provision
Department of Environment and Heritage Protection	2-RTI	preceding internal review	withdrawn – informal resolution	
	1-RTI	preceding internal review	upheld on review	
	1-RTI	direct	additional time allowed	
	3-RTI	direct	under consideration by the OIC	
	1-RTI	direct	withdrawn - informal resolution	
	2-RTI	direct	upheld on review	
TOTAL	10			

Table 9. Amount of fees and charges received under the RTI Act - section 8(j) RTI Regulation

PORTFOLIO/AGENCY	Application fees received	Processing charges received	Access charges received	Total received
		— \$ —		
Department of Environment and Heritage Protection	6,903.05	13,734.60	79.00	20,716.65
Minister for Environment and Heritage Protection	358.80	868.75	1,227.55	2,455.10
TOTAL	7,261.85	14,603.35	1,306.55	23,171.75

Table 10. Amount of charges received under the IP Act - section 6(j) IP Regulation

There were no charges received under the IP Act.

APPENDIX 8 – Queensland Health

Table 1. Number of access applications - section 8(a) RTI Regulation and section 6(a) IP Regulation (including IP amendment applications)

PORTFOLIO/AGENCY	Application type	Received	Transferred	Withdrawn	Finalised 30 June 2016
— no. —					
Department of Health	Access-RTI	178	63	42	73
Minister for Health and Minister for Ambulance Services	Access-RTI	11	0	0	11
Cairns and Hinterland Hospital and Health Service	Access-RTI	67	0	6	67
Central Queensland Hospital and Health Service	Access-RTI	24	0	1	22
Central West Hospital and Health Service	Access-RTI	1	0	0	1
Children's Health Queensland Hospital and Health Service					
Lady Cilento Children's Hospital	Access-RTI	21	0	9	21
Darling Downs Hospital and Health Service	Access-RTI	134	0	9	126
Gold Coast Hospital and Health Service	Access-RTI	70	0	5	66
Mackay Hospital and Health Service	Access-RTI	54	0	3	51
Metro North Hospital and Health Service					
Metro North	Access-RTI	13	0	0	15
Redcliffe-Caboolture					
Caboolture and Kilcoy Hospitals and Woodford Prison	Access-RTI	45	0	2	53
Redcliffe Hospital	Access-RTI	88	0	4	71
Royal Brisbane and Women's Hospital	Access-RTI	295	0	27	277
The Prince Charles Hospital	Access-RTI	101	0	7	108
Metro South Hospital and Health Service					
Bayside - Redland Hospital	Access-RTI	10	0	0	10
Logan-Beaudesert	Access-RTI	39	2	1	38
Princess Alexandra Hospital	Access-RTI	276	0	6	274
QELI Hospital	Access-RTI	7	0	0	9
North West Hospital and Health Service	Access-RTI	100	0	0	100
South West Hospital and Health Service	Access-RTI	7	0	0	7
Sunshine Coast Hospital and Health Service	Access-RTI	81	0	7	90
Torres and Cape Hospital and Health Service	Access-RTI	3	0	0	3
Townsville Hospital and Health Service	Access-RTI	94	0	16	85
West Moreton Hospital and Health Service	Access-RTI	61	0	0	73
Wide Bay Hospital and Health Service					
Bundaberg and North Burnett	Access-RTI	24	0	1	19
Fraser Coast - Hervey Bay and Maryborough	Access-RTI	18	0	0	15
Office of the Health Ombudsman	Access-RTI	24	0	3	21
Total RTI Applications		1,846	65	149	1,706
Department of Health	Access-IP	147	81	35	31
Minister for Health and Minister for Ambulance Services	Access-IP	4	0	1	3
Cairns and Hinterland Hospital and Health Service	Access-IP	91	2	5	89
Central Queensland Hospital and Health Service	Access-IP	123	0	2	120
Central West Hospital and Health Service	Access-IP	2	0	0	1
Children's Health Queensland Hospital and Health Service					
Lady Cilento Children's Hospital	Access-IP	179	0	20	203
Darling Downs Hospital and Health Service	Access-IP	75	0	3	72
Gold Coast Hospital and Health Service	Access-IP	335	0	26	337
Mackay Hospital and Health Service	Access-IP	131	0	4	124
Metro North Hospital and Health Service					
Metro North	Access-IP	0	0	0	1
Redcliffe-Caboolture					
Caboolture and Kilcoy Hospitals and Woodford Prison	Access-IP	232	0	3	209
Redcliffe Hospital	Access-IP	95	0	5	83
Royal Brisbane and Women's Hospital	Access-IP	257	1	12	271
The Prince Charles Hospital	Access-IP	220	0	2	220

PORTFOLIO/AGENCY	Application type	Received	Transferred	Withdrawn	Finalised 30 Jun 2016
— no. —					
Metro South Hospital and Health Service					
Bayside – Redland Hospital	Access-IP	32	0	0	32
Logan-Beaudesert	Access-IP	101	3	2	99
Princess Alexandra Hospital	Access-IP	215	0	1	225
QEll Hospital	Access-IP	9	0	0	10
North West Hospital and Health Service	Access-IP	1	0	0	1
South West Hospital and Health Service	Access-IP	6	0	0	6
Sunshine Coast Hospital and Health Service	Access-IP	203	0	29	208
Torres and Cape Hospital and Health Service	Access-IP	4	0	0	4
Townsville Hospital and Health Service	Access-IP	186	2	4	223
West Moreton Hospital and Health Service	Access-IP	248	0	0	297
Wide Bay Hospital and Health Service					
Bundaberg and North Burnett	Access-IP	95	1	13	76
Fraser Coast - Hervey Bay and Maryborough	Access-IP	86	1	0	91
Office of the Health Ombudsman	Access-IP	92	1	2	86
Total IP Applications		3,169	92	169	3,122
Department of Health					
Cairns and Hinterland Hospital and Health Service	Amendment-IP	2	0	0	2
Darling Downs Hospital and Health Service	Amendment-IP	2	0	0	3
Gold Coast Hospital and Health Service	Amendment-IP	2	0	0	0
Mackay Hospital and Health Service	Amendment-IP	7	0	0	7
Mackay Hospital and Health Service	Amendment-IP	41	0	0	41
Metro North Hospital and Health Service					
Royal Brisbane and Women's Hospital	Amendment-IP	8	0	0	7
Metro South Hospital and Health Service					
Bayside – Redland Hospital	Amendment-IP	2	0	0	2
Princess Alexandra Hospital	Amendment-IP	3	0	0	3
South West Hospital and Health Service	Amendment-IP	1	0	0	1
Sunshine Coast Hospital and Health Service	Amendment-IP	1	0	0	1
Townsville Hospital and Health Service	Amendment-IP	6	0	0	8
Wide Bay Hospital and Health Service					
Bundaberg and North Burnett	Amendment-IP	1	0	0	1
Fraser Coast – Hervey Bay and Maryborough	Amendment-IP	1	0	0	1
Total IP Amendment Applications		77	0	0	77
TOTAL APPLICATIONS		5,092	157	318	4,905

Table 2. Number of refusals to deal - section 8(b) RTI Regulation and section 6(b) IP Regulation

PORTFOLIO/AGENCY	Provision invoked	No. of times i.e. applications
Minister for Health and Minister for Ambulance Services	s.40 RTI	1
Central Queensland Hospital and Health Service	s.40 RTI	1
Mackay Hospital and Health Service	s.41 RTI	1
Sunshine Coast Hospital and Health Service	s.41 RTI	1
Total RTI		4
Mackay Hospital and Health Service	s.63 IP	12
Sunshine Coast Hospital and Health Service	s.59 IP	2
Townsville Hospital and Health Service	s.62 IP	2
Wide Bay Hospital and Health Service		
Bundaberg and North Burnett	s.60 IP	1
Total IP		17

PORTFOLIO/AGENCY	Provision invoked	No. of times i.e. applications
Mackay Hospital and Health Service	s.60 IP Amendment	29
Total IP Amendment		29
TOTAL		50

Table 3. Number of refusals of access - section 8(c) RTI Regulation and section 6(c) IP Regulation

PORTFOLIO/AGENCY	Application type RTI / IP	Pages considered	Provisions invoked to refuse access	no. of times i.e. pages
Department of Health	RTI	4,213	s.47(3)(a)-sch3(7)	19
			s.47(3)(b)	174
Minister for Health and Minister for Ambulance Services	RTI	80	s.47(3)(b)	2
Cairns and Hinterland Hospital and Health Service	RTI	23,107	s.47(3)(a)-sch3(10)(1)(i)	7
			s.47(3)(a)-sch3(12)(1)	4
			s.47(3)(b)	3,228
			s.47(3)(c)	1
Central Queensland Hospital and Health Service	RTI	2,495	s.47(3)(b)	38
Central West Hospital and Health Service	RTI	35	full release	
Children's Health Queensland Hospital and Health Service				
Lady Cilento Children's Hospital	RTI	7,089	s.47(3)(a)-sch3(7)	348
			s.47(3)(b)	299
			s.47(3)(e)	2
			s.47(3)(f)	74
Darling Downs Hospital and Health Service	RTI	40,409	s.47(3)(a)-sch3(10)(1)(i)	12
			s.47(3)(a)-sch3(12)(1)	5
			s.47(3)(b)	351
Gold Coast Hospital and Health Service	RTI	11,387	s.47(3)(a)-sch3(8)(1)	66
			s.47(3)(a)-sch3(10)(1)(f)	32
			s.47(3)(b)	3,081
			s.47(3)(c)	178
			s.47(3)(e)	1
Mackay Hospital and Health Service	RTI	8,418	s.47(3)(b)	549
Metro North Hospital and Health Service				
Metro North	RTI	1,717	s.47(3)(b)	44
Redcliffe-Caboolture				
Caboolture and Kilcoy Hospitals and Woodford Prison	RTI	4,146	s.47(3)(a)-sch3(12)(1)	20
			s.47(3)(b)	626
Redcliffe Hospital	RTI	16,836	s.47(3)(b)	1,368
Royal Brisbane and Women's Hospital	RTI	56,662	s.47(3)(a)-sch3(10)(1)(f)	3
			s.47(3)(a)-sch3(12)(1)	3
			s.47(3)(b)	1,186
			s.47(3)(e)	5
The Prince Charles Hospital	RTI	27,439	s.47(3)(a)-sch3(8)(1)	23
			s.47(3)(a)-sch3(10)(1)(i)	2
			s.47(3)(a)-sch3(12)(1)	12
			s.47(3)(b)	1,949
			s.47(3)(e)	5
Metro South Hospital and Health Service				
Bayside - Redland Hospital	RTI	1,931	s.47(3)(a)-sch3(8)(1)	17
Logan-Beaudesert	RTI	8,773	s.47(3)(a)-sch3(8)(1)	3
			s.47(3)(b)	16
			s.47(3)(c)	30
			s.47(3)(e)	1

PORTFOLIO/AGENCY	Application type RTI / IP	Pages considered	Provisions invoked to refuse access	no. of times i.e. pages
Princess Alexandra Hospital	RTI	168,964	s.47(3)(a)-sch3(8)(1)	19
			s.47(3)(a)-sch3(10)(1)(i)	22
			s.47(3)(a)-sch3(10)(4)	23
			s.47(3)(b)	767
			s.47(3)(e)	18
QEII Hospital	RTI	2,102	s.47(3)(a)-sch3(8)(1)	180
			s.47(3)(b)	30
South West Hospital and Health Service	RTI	660	s.47(3)(b)	8
Sunshine Coast Hospital and Health Service	RTI	12,266	s.47(3)(a)-sch3(8)(1)	35
			s.47(3)(a)-sch3(12)(1)	2
			s.47(3)(b)	2,753
Torres and Cape Hospital and Health Service	RTI	592	full release	
Townsville Hospital and Health Service	RTI	31,615	s.47(3)(b)	374
			s.47(3)(e)	2
West Moreton Hospital and Health Service	RTI	6,270	s.47(3)(a)-sch3(8)	12
			s.47(3)(b)	264
Wide Bay Hospital and Health Service				
Bundaberg and North Burnett	RTI	6,981	s.47(3)(a)-sch3(10)(1)(i)	8
			s.47(3)(a)-sch3(12)(1)	5
			s.47(3)(b)	212
Fraser Coast - Hervey Bay and Maryborough	RTI	4,142	s.47(3)(a)-sch3(12)(1)	5
			s.47(3)(b)	316
Office of the Health Ombudsman	RTI	6,870	s.47(3)(a)-sch3(8)(1)	308
			s.47(3)(a)-sch3(10)(1)(a)	2,955
			s.47(3)(b)	288
Total RTI		455,199		22,390
Department of Health	IP	2,618	s.47(3)(a)-sch3(7)	122
			s.47(3)(a)-sch3(8)(1)	1
			s.47(3)(b)	584
			s.47(3)(e)	1
Minister for Health and Minister for Ambulance Services	IP	918	full release	
Cairns and Hinterland Hospital and Health Service	IP	32,988	s.47(3)(a)-sch3(10)(1)(a)	2
			s.47(3)(a)-sch3(10)(1)(i)	32
			s.47(3)(a)-sch3(12)(1)	99
			s.47(3)(b)	3,798
			s.47(3)(c)	34
			s.47(3)(d)	2,123
Central Queensland Hospital and Health Service	IP	8,333	full release	
Central West Hospital and Health Service	IP	8	full release	
Children's Health Queensland Hospital and Health Service				
Lady Cilento Children's Hospital	IP	53,904	s.47(3)(a)-sch3(8)	16
			s.47(3)(a)-sch3(12)(1)	66
			s.47(3)(a)-sch3(10)(1)(d)	89
			s.47(3)(b)	992
			s.47(3)(e)	1
			s.47(3)(f)	4,273
Darling Downs Hospital and Health Service	IP	14,121	s.47(3)(a)-sch3(8)(1)	6
			s.47(3)(a)-sch3(10)(1)(a)	108
			s.47(3)(a)-sch3(12)(1)	80
			s.47(3)(b)	206
Gold Coast Hospital and Health Service	IP	102,161	s.47(3)(a)-sch3(8)(1)	172
			s.47(3)(a)-sch3(10)(1)(a)	1
			s.47(3)(a)-sch3(10)(1)(f)	4
			s.47(3)(a)-sch3(10)(1)(i)	236
			s.47(3)(a)-sch3(12)(1)	402
			s.47(3)(b)	900
			s.47(3)(d)	5,379
Mackay Hospital and Health Service	IP	18,962	s.47(3)(a)-sch3(10)(1)(i)	51

PORTFOLIO/AGENCY	Application type RTI / IP	Pages considered	Provisions invoked to refuse access	no. of times i.e. pages
			invoked	
Mackay Hospital and Health Service (<i>cont'd</i>)	IP		s.47(3)(a)-sch3(12)(1)	5
			s.47(3)(b)	131
			s.47(3)(c)	29
			s.47(3)(d)	17
Metro North Hospital and Health Service				
Metro North	IP	224	s.47(3)(b)	184
Redcliffe-Caboolture				
Caboolture and Kilcoy Hospitals and Woodford Prison	IP	51,859	s.47(3)(a)-sch3(10)(1)(c)	18
			s.47(3)(a)-sch3(10)(1)(d)	63
			s.47(3)(a)-sch3(10)(1)(i)	98
			s.47(3)(a)-sch3(12)(1)	244
			s.47(3)(b)	1,129
			s.47(3)(c)	251
Redcliffe Hospital	IP	15,718	s.47(3)(a)-sch3(10)(1)(i)	4
			s.47(3)(a)-sch3(12)(1)	34
			s.47(3)(b)	277
			s.47(3)(c)	101
Royal Brisbane and Women's Hospital	IP	38,149	s.47(3)(a)-sch3(10)(1)(f)	145
			s.47(3)(a)-sch3(10)(1)(i)	8
			s.47(3)(a)-sch3(12)(1)	82
			s.47(3)(b)	1,705
			s.47(3)(d)	7,620
			s.47(3)(e)	5
The Prince Charles Hospital	IP	49,264	s.47(3)(a)-sch3(10)(1)(b)	7
			s.47(3)(a)-sch3(12)(1)	89
			s.47(3)(b)	864
			s.47(3)(c)	51
			s.47(3)(e)	11
Metro South Hospital and Health Service				
Bayside - Redland Hospital	IP	7,437	s.47(3)(a)-sch3(8)(1)	117
			s.47(3)(a)-sch3(10)(1)(i)	12
Logan-Beaudesert	IP	18,985	s.47(3)(a)-sch3(10)(1)(b)	94
			s.47(3)(a)-sch3(10)(1)(c)	100
			s.47(3)(a)-sch3(10)(1)(d)	100
			s.47(3)(b)	72
			s.47(3)(c)	38
			s.47(3)(d)	84
Princess Alexandra Hospital	IP	111,801	s.47(3)(a)-sch3(8)(1)	176
			s.47(3)(a)-sch3(10)(1)(i)	133
			s.47(3)(b)	1,174
			s.47(3)(d)	12
			s.47(3)(e)	5
QEI Hospital	IP	1,540	s.47(3)(b)	10
North West Hospital and Health Service	IP	3,789	full release	
South West Hospital and Health Service	IP	111	s.47(3)(b)	20
Sunshine Coast Hospital and Health Service	IP	26,914	s.47(3)(a)-sch3(8)(1)	345
			s.47(3)(a)-sch3(10)(i)	33
			s.47(3)(a)-sch3(12)(1)	316
			s.47(3)(b)	3,417
			s.47(3)(c)	26
Torres and Cape Hospital and Health Service	IP	331	full release	
Townsville Hospital and Health Service	IP	60,490	s.47(3)(a)-sch3(8)(1)	22
			s.47(3)(a)-sch3(10)(1)(b)	37
			s.47(3)(a)-sch3(10)(1)(c)	1
			s.47(3)(a)-sch3(10)(1)(i)	103
			s.47(3)(a)-sch3(12)(1)	206
			s.47(3)(b)	1,208
			s.47(3)(c)	13
			s.47(3)(e)	4
West Moreton Hospital and Health Service	IP	96,137	s.47(3)(a)-sch3(8)	356

PORTFOLIO/AGENCY	Application type RTI / IP	Pages considered	Provisions invoked to refuse access	
			invoked	no. of times i.e. pages
West Moreton Hospital and Health Service (cont'd)	IP		s.47(3)(a)-sch3(10)(1)(b)	59
			s.47(3)(a)-sch3(10)(1)(c)	14
			s.47(3)(a)-sch3(10)(1)(d)	3
			s.47(3)(a)-sch3(10)(1)(i)	41
			s.47(3)(a)-sch3(12)(1)	37
			s.47(3)(b)	2,950
			s.47(3)(f)	45
Wide Bay Hospital and Health Service				
Bundaberg and North Burnett	IP	10,364	s.47(3)(a)-sch3(8)(1)	10
			s.47(3)(a)-sch3(10)(1)(b)	1
			s.47(3)(a)-sch3(10)(1)(c)	64
			s.47(3)(a)-sch3(10)(1)(d)	896
			s.47(3)(a)-sch3(10)(1)(i)	25
			s.47(3)(a)-sch3(12)(1)	48
			s.47(3)(b)	260
Fraser Coast – Hervey Bay and Maryborough	IP	11,332	s.47(3)(c)	4
			s.47(3)(e)	2
			s.47(3)(a)-sch3(10)(1)(c)	87
			s.47(3)(a)-sch3(10)(1)(i)	56
			s.47(3)(a)-sch3(12)(1)	27
			s.47(3)(b)	460
			s.47(3)(c)	41
Office of the Health Ombudsman	IP	57,576	s.47(3)(e)	6
			s.47(3)(a)-sch3(7)	45
			s.47(3)(a)-sch3(8)	576
			s.47(3)(a)-sch3(10)(1)(a)	50
			s.47(3)(a)-sch3(10)(1)(e)	6
			s.47(3)(b)	1,895
			s.47(3)(d)	228
			s.47(3)(e)	1
Total IP		796,034		49,121
TOTAL		1,251,233		71,511

Table 4. Number of pages included in a disclosure log - section 8(d) RTI Regulation

PORTFOLIO/AGENCY	Total pages published to disclosure log
Department of Health	2,042
Minister for Health and Minister for Ambulance Services	68
Cairns and Hinterland Hospital and Health Service	9
Children's Health Queensland Hospital and Health Service	
Lady Cilento Children's Hospital	65
Gold Coast Hospital and Health Service	542
Metro North Hospital and Health Service	
Redcliffe-Caboolture	
Caboolture and Kilcoy Hospitals and Woodford Prison	923
Metro South Hospital and Health Service	
Princess Alexandra Hospital	163
Sunshine Coast Hospital and Health Service	58
TOTAL	3,870

Table 5. Number of deemed decisions, and decisions taken to have been made on internal review - section 8(e) RTI Regulation or section 6(d) IP Regulation

PORTFOLIO/AGENCY	Provision invoked	No. of times
Department of Health	s.46 RTI	3
Cairns and Hinterland Hospital and Health Service	s.46 RTI	1
Darling Downs Hospital and Health Service	s.46 RTI	1
Gold Coast Hospital and Health Service	s.46 RTI	1
Metro North Hospital and Health Service		
Metro North	s.46 RTI	1
Royal Brisbane and Women's Hospital	s.46 RTI	2
Metro South Hospital and Health Service		
Princess Alexandra Hospital	s.46 RTI	1
Townsville Hospital and Health Service	s.46 RTI	3
Wide Bay Hospital and Health Service		
Fraser Coast – Hervey Bay and Maryborough	s.46 RTI	1
Office of the Health Ombudsman	s.83(2) RTI	4
Total RTI		18
Cairns and Hinterland Hospital and Health Service	s.71 IP	1
Gold Coast Hospital and Health Service	s.66 IP	2
Metro North Hospital and Health Service		
The Prince Charles Hospital	s.66 IP	3
Sunshine Coast Hospital and Health Service	s.97(2) IP	1
Townsville Hospital and Health Service	s.66 IP	2
	s.71 IP	1
West Moreton Hospital and Health Service	s.66 IP	1
Wide Bay Hospital and Health Service		
Fraser Coast - Hervey Bay and Maryborough	s.66 IP	2
Office of the Health Ombudsman	s.66 IP	1
	s.97(2) IP	2
Total IP		16
TOTAL		34

Table 6. Number of refusals of amendment - section 6(e) IP Regulation

PORTFOLIO/AGENCY	Provision Invoked	No. of times
Department of Health	s.72(1)(a)(i)	2
Cairns and Hinterland Hospital and Health Service	s.72(1)(a)(i)	1
Gold Coast Hospital and Health Service	s.72(1)(a)(i)	4
Metro North Hospital and Health Service		
Royal Brisbane and Women's Hospital	s.72(1)(a)(i)	6
Metro South Hospital and Health Service		
Bayside – Redland Hospital	s.72(1)(a)(i)	1
South West Hospital and Health Service	s.72(1)(a)(i)	1
Sunshine Coast Hospital and Health Service	s.72(1)(a)(i)	1
Townsville Hospital and Health Service	s.72(1)(a)(i)	18
Wide Bay Hospital and Health Service		
Fraser Coast - Hervey Bay and Maryborough	s.72(1)(a)(i)	1
TOTAL		35

Table 7. Number of internal review applications - section 8(f) RTI Regulation or section 6(f) IP Regulation

PORTFOLIO/AGENCY	No. of internal reviews received	Internal review decision (i.e. upheld on review or varied on review)	If decision varied, how?	Exemption
Department of Health	1-RTI	varied on review	additional information provided	s.47(3)(b)
Minister for Health and Minister for Ambulance Services	1-RTI	withdrawn		
Gold Coast Hospital and Health Service	1-RTI	upheld on review		s.47(3)(b) s.53(b)
	1-RTI	varied on review	additional information provided	s.50, s.49-sch4(3)(3)
Metro North Hospital and Health Service				
Royal Brisbane and Women's Hospital	2-RTI	upheld on review		
Metro South Hospital and Health Service				
Princess Alexandra Hospital	1-RTI	varied on review	additional information provided	s.47(3)(b)
Office of the Health Ombudsman	1-RTI	upheld on review		
Total RTI	8			
Darling Downs Hospital and Health Service	1-IP	upheld on review		s.49-sch4
Gold Coast Hospital and Health Service	1-IP	upheld on review		sch3(10)(1)(i)
Mackay Hospital and Health Service	1-IP	withdrawn		
Metro North Hospital and Health Service				
Redcliffe-Caboolture				
Caboolture and Kilcoy Hospitals and Woodford Prison	1-IP	upheld on review		
Redcliffe	1-IP	upheld on review		
Royal Brisbane and Women's Hospital	2-IP	upheld on review		
	1-IP	varied on review	access in full additional pages released	s.49-sch4, pt3(3)
The Prince Charles Hospital	1-IP	varied on review		
Sunshine Coast Hospital and Health Service	1-IP	upheld on review		
Wide Bay Hospital and Health Service				
Bundaberg and North Burnett	1-IP	upheld on review		
Office of the Health Ombudsman	1-IP	upheld on review		
	1-IP	varied on review	additional information released - settled outcome	
Total IP	13			
TOTAL	21			

Table 8. Number of external review applications - section 8(g) RTI Regulation or section 6(g) IP Regulation

PORTFOLIO/AGENCY	No. of external reviews	Type of review	Decision	Act provision
Department of Health	3-RTI	direct	under consideration by OIC	
	1-RTI	direct	withdrawn	
Cairns and Hinterland Hospital and Health Service	1-RTI	direct	settled outcome	
Gold Coast Hospital and Health Service	1-RTI	direct	additional time allowed to process application	
	2-RTI	direct	under consideration by OIC	
	1-RTI	direct	withdrawn	
Mackay Hospital and Health Service	1-RTI	direct	under consideration by OIC	
Metro North Hospital and Health Service				
Metro North	1-RTI	direct	resolved informally	
Redcliffe-Caboolture				

PORTFOLIO/AGENCY	No. of external reviews	Type of review	Decision	Act provision
Caboolture and Kilcoy Hospitals and Woodford Prison	1-RTI	direct	varied on review	s.49-sch4, pt3(3)
Royal Brisbane and Women's Hospital	1-RTI	direct	varied on review – settled outcome	
	1-RTI	direct	resolved informally	
	1-RTI	preceding internal review	under consideration by OIC	
Metro South Hospital and Health Service				
Logan-Beaudesert	1-RTI	direct	upheld on review	
	1-RTI	direct	varied on review – settled outcome	
Princess Alexandra Hospital	1-RTI	direct	under consideration by OIC	
Sunshine Coast Hospital and Health Service	1-RTI	direct	withdrawn	
	1-RTI	preceding internal review	under consideration by OIC	
Office of the Health Ombudsman	1-RTI	direct	upheld on review	
	1-RTI	direct	withdrawn – after agreement to release documents	
Total RTI	22			
Department of Health	1-IP	direct	additional documentation located and released	
Minister for Health and Minister for Ambulance Services	1-IP	upheld on review		
Cairns and Hinterland Hospital and Health Service	1-IP	direct	withdrawn	
	2-IP	direct	under consideration by OIC	
Central Queensland Hospital and Health Service	1-IP	direct	under consideration by OIC	
Children's Health Queensland Hospital and Health Service				
Lady Cilento Children's Hospital	2-IP	direct	withdrawn	
Darling Downs Hospital and Health Service	1-IP	direct	settled outcome	
Gold Coast Hospital and Health Service	2-IP	direct	withdrawn	
Mackay Hospital and Health Service	1-IP	preceding internal review	settled outcome	
	28-IP	direct	withdrawn – no formal decision issued	s.72(1)(a)
	12-IP	direct	received out of time	s.101(1)(d)
	1-IP	direct	closed informally – applicant did not wish to proceed	s.164(1)
Metro North Hospital and Health Service				
Redcliffe-Caboolture				
Caboolture and Kilcoy Hospitals and Woodford Prison	1-IP	preceding internal review	varied on review	sch3(12)(1)
	1-IP	direct	upheld on review	
Royal Brisbane and Women's Hospital	1-IP	direct	resolved informally	
The Prince Charles Hospital	1-IP	direct	under consideration by OIC	
Metro South Hospital and Health Service				
Princess Alexandra Hospital	1-IP	direct	varied on review	s.47(3)(a) sch3(8)(1)
Sunshine Coast Hospital and Health Service	1-IP	direct	under consideration by OIC	
	1-IP	preceding internal review	withdrawn	
Townsville Hospital and Health Service	2-IP	direct	under consideration by OIC	
	1-IP	direct	not accepted by OIC	
	1-IP	direct	withdrawn	
West Moreton Hospital and Health Service	1-IP	direct	applicant did not respond within the required timeframe	
	1-IP	direct	not a reviewable decision	
Wide Bay Hospital and Health Service				
Bundaberg and North Burnett	1-IP	direct	set aside decision and made another in substitution	

PORTFOLIO/AGENCY	No. of external reviews	Type of review	Decision	Act provision
Fraser Coast – Hervey Bay and Maryborough	1-IP	direct	deemed - withdrawn	
	1-IP	direct	resolved informally	
Office of the Health Ombudsman	1-IP	preceding internal review	varied on review	
			withdrawn – after agreement to release documents not originally in scope	
Total IP	71			
TOTAL	93			

Table 9. Amount of fees and charges received under the RTI Act - section 8(j) RTI Regulation

PORTFOLIO/AGENCY	Application fees received	Processing charges received	Access charges received	Total received
		— \$ —		
Department of Health	4,169.60	4,104.67	803.00	9,077.27
Minister for Health and Minister for Ambulance Services	448.50	0.00	0.00	448.50
Cairns and Hinterland Hospital and Health Service	3,262.20	4,350.50	0.00	7,612.70
Central Queensland Hospital and Health Service	583.05	0.00	0.00	583.05
Central West Hospital and Health Service	44.85	0.00	0.00	44.85
Children's Health Queensland Hospital and Health Service				
Lady Cilento Children's Hospital	937.35	224.40	0.00	1,161.75
Darling Downs Hospital and Health Service	5,651.10	0.00	0.00	5,651.10
Gold Coast Hospital and Health Service	2,152.80	3,573.05	85.25	5,811.10
Mackay Hospital and Health Service	2,421.90	0.00	0.00	2,421.90
Metro North Hospital and Health Service				
Metro North	538.00	306.00	0.00	844.00
Redcliffe-Caboolture				
Caboolture and Kilcoy Hospitals and Woodford Prison	1,837.85	3,197.00	0.00	5,034.85
Redcliffe Hospital	3,218.70	764.50	0.00	3,983.20
Royal Brisbane and Women's Hospital	11,879.00	3,596.00	0.00	15,475.00
The Prince Charles Hospital	3,394.70	495.80	0.00	3,890.50
Metro South Hospital and Health Service				
Bayside - Redland and Wynnum Hospitals	269.10	0.00	0.00	269.10
Logan-Beautesert	1,704.30	0.00	140.70	1,845.00
Princess Alexandra Hospital	12,372.60	0.00	492.50	12,865.10
QELI Hospital	313.95	0.00	0.00	313.95
North West Hospital and Health Service	180.48	116.83	0.00	297.31
South West Hospital and Health Service	313.95	0.00	0.00	313.95
Sunshine Coast Hospital and Health Service	3,543.15	1,851.71	0.00	5,394.86
Torres and Cape Hospital and Health Service	89.70	0.00	0.00	89.70
Townsville Hospital and Health Service	2,461.25	3,780.80	0.00	6,242.05
West Moreton Hospital and Health Service	1,605.60	2,425.15	28.25	4,059.00
Wide Bay Hospital and Health Service				
Bundaberg and North Burnett	897.00	1,112.00	0.00	2,009.00
Fraser Coast - Hervey Bay and Maryborough	717.60	0.00	0.00	717.60
Office of the Health Ombudsman	805.80	0.00	0.00	805.80
TOTAL	65,814.08	29,898.41	1,549.70	97,262.19

Table 10. Amount of charges received under the IP Act - section 6(j) IP Regulation

PORTFOLIO/AGENCY	Access charges
	\$
Metro North Hospital and Health Service	
Redcliffe-Caboolture	
Caboolture and Kilcoy Hospitals and Woodford Prison	33.00
Metro South Hospital and Health Service	
Logan-Beauresert	120.40
Princess Alexandra Hospital	181.85
North West Hospital and Health Service	1,249.86
TOTAL	1,585.11

APPENDIX 9 – Housing and Public Works

Table 1. Number of access applications - section 8(a) RTI Regulation and section 6(a) IP Regulation (including IP amendment applications)

PORTFOLIO/AGENCY	Application type	Received	Transferred	Withdrawn	Finalised 30 June 2016
— no. —					
Department of Housing and Public Works	Access-RTI	32	0	4	27
Minister for Housing and Public Works	Access-RTI	2	0	0	2
Board of Professional Engineers of Queensland	Access-RTI	3	0	0	3
Queensland Building and Construction Commission	Access-RTI	112	0	2	105
Total RTI Applications		149	0	6	137
Department of Housing and Public Works	Access-IP	35	2	1	37
Queensland Building and Construction Commission	Access-IP	35	0	8	27
Residential Tenancies Authority	Access-IP	1	0	0	1
Total IP Applications		71	2	9	65
Queensland Building and Construction Commission	Amendment-IP	2	0	0	2
Total IP Amendment Applications		2	0	0	2
TOTAL APPLICATIONS		222	2	15	204

Table 2. Number of refusals to deal - section 8(b) RTI Regulation and section 6(b) IP Regulation

PORTFOLIO/AGENCY	Provision invoked	No. of times i.e. applications
Department of Housing and Public Works	s.40 RTI	1
	s.41 RTI	1
Board of Professional Engineers of Queensland	s.40 RTI	1
TOTAL		3

Table 3. Number of refusals of access - section 8(c) RTI Regulation and section 6(c) IP Regulation

PORTFOLIO/AGENCY	Application type RTI / IP	Pages considered	Provisions invoked to refuse access	no. of times i.e. pages
			invoked	
Department of Housing and Public Works	RTI	3,152	sch3(2)(1)(a)	100
			s.49-sch4	2,495
			s.52	3
			s.53(d)	26
Board of Professional Engineers of Queensland	RTI	103	sch3(8)	74
			sch3(10)(1)(a)	5
			s.49-sch4	65
Queensland Building and Construction Commission	RTI	71,119	sch3(2)(1)(a)	100
			sch3(6)	5
			sch3(7)	5,141
			sch3(8)(1)	70
			sch3(10)(1)(b)	1,908
			sch3(10)(1)(f)	23
			s.49-sch4	5,968

PORTFOLIO/AGENCY	Application type RTI / IP	Pages disclosed	Provisions invoked to refuse	no. of times i.e. pages
			invoked	
Queensland Building and Construction Commission (cont'd)	RTI		s.52	5
			s.53(a)	1
			s.53(d)	291
Total RTI		74,374		16,280
Department of Housing and Public Works	IP	4,374	sch3(10)(1)(a)	14
			s.49-sch4	807
			s.52	6
Queensland Building and Construction Commission	IP	4,417	sch3(7)	106
			sch3(10)(1)(b)	1
			sch3(10)(1)(f)	8
			s.49-sch4	95
			s.52	1
			s.53(d)	18
Residential Tenancies Authority	IP	1	full release	
Total IP		8,792		1,056
TOTAL		83,166		17,336

Table 4. Number of pages included in a disclosure log - section 8(d) RTI Regulation

PORTFOLIO/AGENCY	Total pages published to disclosure log
Department of Housing and Public Works	506
Queensland Building and Construction Commission	64
TOTAL	570

Table 5. Number of deemed decisions, and decisions taken to have been made on internal review - section 8(e) RTI Regulation or section 6(d) IP Regulation

There were no deemed decisions or decisions taken to have been made on internal review.

Table 6. Number of refusals of amendment - section 6(e) IP Regulation

PORTFOLIO/AGENCY	Provision invoked	No. of times
Queensland Building and Construction Commission	s.72(1)(a)(i)	2
	s.72(1)(a)(ii)	1
TOTAL		3

Table 7. Number of internal review applications - section 8(f) RTI Regulation or section 6(f) IP Regulation

PORTFOLIO/AGENCY	No. of internal reviews received	Internal review decision (i.e. upheld on review or varied on review)	If decision varied, how?	Exemption
Department of Housing and Public Works	1-RTI	varied on review	additional information released	s.49(3)
Queensland Building and Construction Commission	3-RTI	upheld on review		
	2-RTI	under consideration		
Total RTI	6			
Department of Housing and Public Works	2-IP	upheld on review		
Queensland Building and Construction Commission	2-IP	varied on review	additional information released	s.88(2)
	1-IP	upheld on review		
Total IP	5			
TOTAL	11			

Table 8. Number of external review applications - section 8(g) RTI Regulation or section 6(g) IP Regulation

PORTFOLIO/AGENCY	No. of external reviews	Type of review	Decision	Act provision
Department of Housing and Public Works	1-RTI	direct	varied on review – additional information released	s.49(3) s.73(2)
	1-RTI	direct	under consideration by OIC	
Queensland Building and Construction Commission	1-RTI	direct	settled outcome	
Total RTI	3			
Department of Housing and Public Works	1-IP	direct	under consideration by OIC	
Queensland Building and Construction Commission	1-IP	direct	Withdrawn	
Total IP	2			
Queensland Building and Construction Commission	1-IP Amendment	direct	under consideration by OIC	
Total IP Amendment	1			
TOTAL	6			

Table 9. Amount of fees and charges received under the RTI Act - section 8(j) RTI Regulation

PORTFOLIO/AGENCY	Application fees received	Processing charges received	Access charges received	Total received
		— \$ —		
Department of Housing and Public Works	1,301.00	2,023.00	0.00	3,324.00
Minister for Housing and Public Works	89.70	0.00	0.00	89.70
Board of Professional Engineers of Queensland	43.35	0.00	0.00	43.35
Queensland Building and Construction Commission	4,843.80	4,026.30	0.00	8,870.10
TOTAL	6,277.85	6,049.30	0.00	12,327.15

Table 10. Amount of charges received under the IP Act - section 6(j) IP Regulation

There were no charges received under the IP Act.

APPENDIX 10 – Infrastructure, Local Government and Planning

Table 1. Number of access applications - section 8(a) RTI Regulation and section 6(a) IP Regulation (including IP amendment applications)

PORTFOLIO/AGENCY	Application type	Received	Transferred	Withdrawn	Finalised 30 June 2016
— no. —					
Department of Infrastructure, Local Government and Planning	Access-RTI	33	4	11	18
Minister for Infrastructure, Local Government and Planning	Access-RTI	4	0	2	0
Trade and Investment Queensland	Access-RTI	2	0	1	1
Balonne Shire Council	Access-RTI	3	0	0	1
Banana Shire Council	Access-RTI	0	0	0	1
Boulia Shire Council	Access-RTI	1	0	0	1
Brisbane City Council	Access-RTI	326	0	12	293
Bundaberg Regional Council	Access-RTI	18	1	2	15
Burdekin Shire Council	Access-RTI	1	0	0	1
Cairns Regional Council	Access-RTI	53	1	3	48
Carpentaria Shire Council	Access-RTI	1	0	0	0
Cassowary Coast Regional Council	Access-RTI	7	0	1	5
Central Highlands Regional Council	Access-RTI	8	0	1	7
Croydon Shire Council	Access-RTI	1	0	0	1
Douglas Shire Council	Access-RTI	12	0	1	10
Etheridge Shire Council	Access-RTI	1	0	0	1
Flinders Shire Council	Access-RTI	2	0	0	1
Fraser Coast Regional Council	Access-RTI	20	0	0	19
Gladstone Regional Council	Access-RTI	8	0	3	7
Gold Coast City Council	Access-RTI	150	0	1	126
Gympie Regional Council	Access-RTI	6	0	0	6
Hinchinbrook Shire Council	Access-RTI	1	0	0	1
Ipswich City Council	Access-RTI	45	0	0	44
Isaac Regional Council	Access-RTI	3	0	0	2
Kowanyama Aboriginal Shire Council	Access-RTI	1	0	0	1
Livingstone Regional Council	Access-RTI	4	0	0	4
Lockyer Valley Regional Council	Access-RTI	6	0	0	4
Logan City Council	Access-RTI	47	0	9	30
Mackay Regional Council	Access-RTI	22	0	4	16
Maranoa Regional Council	Access-RTI	4	0	0	4
Mareeba Shire Council	Access-RTI	2	0	0	2
Moreton Bay Regional Council	Access-RTI	112	0	16	112
Mount Isa City Council	Access-RTI	2	0	0	2
Noosa Shire Council	Access-RTI	16	0	0	15
Redland City Council	Access-RTI	43	0	1	38
Rockhampton Regional Council	Access-RTI	24	1	6	18
Scenic Rim Regional Council	Access-RTI	5	0	1	4
Somerset Regional Council	Access-RTI	4	0	0	3
South Burnett Regional Council	Access-RTI	17	0	2	12
Southern Downs Regional Council	Access-RTI	4	0	0	2
Sunshine Coast Regional Council	Access-RTI	52	0	7	41
Tablelands Regional Council	Access-RTI	4	0	0	5
Toowoomba Regional Council	Access-RTI	20	0	1	20
Townsville City Council	Access-RTI	44	0	8	26
Western Downs Regional Council	Access-RTI	7	0	2	5
Whitsunday Regional Council	Access-RTI	10	0	0	10
Winton Shire Council	Access-RTI	1	0	0	1
Total RTI Applications		1,157	7	95	984

PORTFOLIO/AGENCY	Application type	Received	Transferred	Withdrawn	Finalised 30 June 2016
— no. —					
Department of Infrastructure, Local Government and Planning	Access-IP	8	1	6	1
Brisbane City Council	Access-IP	83	0	0	74
Bundaberg Regional Council	Access-IP	1	0	0	1
Burdekin Shire Council	Access-IP	4	0	0	4
Cairns Regional Council	Access-IP	2	0	0	2
Cassowary Coast Regional Council	Access-IP	1	0	0	1
Central Highlands Regional Council	Access-IP	2	0	0	2
Fraser Coast Regional Council	Access-IP	5	0	0	5
Gold Coast City Council	Access-IP	37	0	0	32
Ipswich City Council	Access-IP	3	0	0	3
Lockyer Valley Regional Council	Access-IP	1	0	1	0
Logan City Council	Access-IP	14	0	2	8
Moreton Bay Regional Council	Access-IP	3	0	0	3
Redland City Council	Access-IP	16	0	0	16
Rockhampton Regional Council	Access-IP	14	0	0	13
South Burnett Regional Council	Access-IP	3	0	2	1
Sunshine Coast Regional Council	Access-IP	4	0	1	1
Toowoomba Regional Council	Access-IP	10	0	0	9
Townsville City Council	Access-IP	6	0	1	5
Western Downs Regional Council	Access-IP	1	0	0	1
Total IP Applications		218	1	13	182
Gladstone Regional Council	Amendment-IP	1	0	0	1
Total IP Amendment Applications		1	0	0	1
TOTAL APPLICATIONS		1,376	8	108	1,167

Table 2. Number of refusals to deal - section 8(b) RTI Regulation and section 6(b) IP Regulation

PORTFOLIO/AGENCY	Provision invoked	No. of times i.e. applications
Department of Infrastructure, Local Government and Planning	s.40 RTI	1
Cairns Regional Council	s.41 RTI	3
Gladstone Regional Council	s.40 RTI	1
Kowanyama Aboriginal Shire Council	s.40 RTI	1
Moreton Bay Regional Council	s.41 RTI	1
	s.43 RTI	4
Redland City Council	s.41 RTI	2
Scenic Rim Regional Council	s.40 RTI	1
South Burnett Regional Council	s.41 RTI	1
Sunshine Coast Regional Council	s.40 RTI	1
TOTAL		16

Table 3. Number of refusals of access - section 8(c) RTI Regulation and section 6(c) IP Regulation

PORTFOLIO/AGENCY	Application type RTI / IP	Pages considered	Provisions Invoked to refuse access	no. of times i.e. pages
			invoked	
Department of Infrastructure, Local Government and Planning	RTI	1,576	s.49	10

PORTFOLIO/AGENCY	Application type RTI / IP	Pages considered	Provisions invoked to refuse access	no. of times i.e. pages
			invoked	
Department of Infrastructure, Local Government and Planning <i>(cont'd)</i>	RTI		s.52	1
			s.73(2)	5
			sch3(8)(1)	2
			s.49-sch4, pt4(6)	42
			s.49-sch4, pt4(7)(1)(c)	34
Trade and Investment Queensland	RTI	404	s.73(2)	7
			s.49-sch4, pt4(3)(c)	10
			s.49-sch4, pt4(6)	16
			sch3(7)	153
			s.73(1)	10
Banana Shire Council	RTI	556	sch3(7)	74
			s.68(4)(c)	54
			s.49-sch4, pt3(2)	45
			s.47(3)(b)	337
Boulia Shire Council	RTI	500	s.49-sch4	500
Brisbane City Council	RTI	38,319	sch3(4A)	100
			sch3(4B)	42
			sch3(7)	915
			sch3(8)(1)	641
			sch3(10)(1)(a)	383
			sch3(10)(1)(b)	477
			sch3(10)(1)(e)	383
			sch3(10)(1)(f)	4
			sch3(10)(1)(g)	1
			sch3(10)(1)(i)	1
			s.49-sch4	8,183
			s.47(3)(f)	10
Bundaberg Regional Council	RTI	3	s.47(3)(a)	3
Burdekin Shire Council	RTI	1	sch3(8)(1)	1
Cairns Regional Council	RTI	5,332	s.49-sch4	957
			s.52	1
			sch3(10)(1)(h)	5
			sch3(8)(1)	167
Central Highlands Regional Council	RTI	6,726	s.47(3)(b)	304
Croydon Shire Council	RTI	129	s.47(3)(a)	73
Douglas Shire Council	RTI	136	s.47(3)(b)	1
Etheridge Shire Council	RTI	72	full release	
Fraser Coast Regional Council	RTI	258	s.53(d)	258
			sch3(10)(4)	11
Gladstone Regional Council	RTI	521	s.49-sch4	37
Gold Coast City Council	RTI	39,114	sch3(7)	1,302
			sch3(10)(1)(b)	267
			sch3(10)(1)(h)	22
			s.49-sch4	1,545
			s.52	11
Gympie Regional Council	RTI	200	s.47(3)(a)	79
			s.47(3)(b)	185
Ipswich City Council	RTI	2,493	s.49-sch4, pt4(6)	534
			s.49-sch4, pt4(7)(1)(c)	16
			sch3(7)	42
			s.47(3)(b), s.49(3)(b)(c)(e) and (f)	1
Livingstone Shire Council	RTI	1	s.47(3)(b), s.49(3)(b)(c)(e) and (f)	35
Lockyer Valley Regional Council	RTI	58	s.47(3)(b), s.49-sch4	58
			s.47(3)(f), s.53(a)	30
Logan City Council	RTI	5,065	sch3(7)	859
			s.53	740
			s.49-sch4(4)(7)(1)(c)	8
			s.49-sch4(4)(6)	156

PORTFOLIO/AGENCY	Application type RTI / IP	Pages considered	Provisions invoked to refuse access	no. of times i.e. times
			invoked	
Logan City Council (<i>cont'd</i>)	RTI		s.49-sch4(3)(3)	7
Mackay Regional Council	RTI	4,021	s.49-sch4(3)(3)	376
			s.73	6
			sch3(7)	233
			sch3(10)(4)	3
			s.49-sch4(3)(18)	13
			s.49-sch4(4)(6)	91
			s.49-sch4(3)(19)	145
			s.49-sch4(4)(4)	173
			s.49-sch4(3)(6)	7
			s.49-sch4(3)(15)	7
			s.49-sch4(4)(7)	7
			sch3(8)	69
			sch3(4)(B)	52
			s.49-sch4(3)(2)	17
			s.49-sch4(3)(8)	11
			s.49-sch4(3)(2)	202
			s.49-sch4(3)(17)	6
Maranoa Regional Council	RTI	1,419	s.47(3)(f)	832
Mareeba Shire Council	RTI	112	s.52	40
			s.49	40
Moreton Bay Regional Council	RTI	17,990	s.47(3)(a)	1,619
			s.47(3)(b)	4,493
			s.47(3)(e)	19
Noosa Shire Council	RTI	742	s.47(3)(b)	429
Redland City Council	RTI	4,545	sch3(7)	2
			sch3(8)(1)	57
			sch3(10)(1)(b)	63
			s.47(3)(b)	545
			s.47(3)(e)	8
Rockhampton Regional Council	RTI	1,073	sch3(7)	59
			s.49-sch4	207
Scenic Rim Regional Council	RTI	21	s.47(3)(b)	50
Somerset Regional Council	RTI	972	s.47(3)(a), sch3(7)	33
			s.47(3)(b)	6
South Burnett Regional Council	RTI	2,121	s.47(3)(b)	742
		18	s.47(3)(e)	13
Southern Downs Regional Council	RTI	0	s.47(3)(f)	note ⁸
Sunshine Coast Regional Council	RTI	5,327	s.52	30
			s.53(a)	2
			s.53(b)	1
			sch3(7)	19
			sch3(8)(1)	1
			s.49-sch4	1,269
Tablelands Regional Council	RTI	1,631	s.47(3)(b)	200
Townsville City Council	RTI	254	s.47(3)(a)	70
		1,161	s.47(3)(b)	478
Western Downs Regional Council	RTI	435	s.47(3)	181
Whitsunday Regional Council	RTI	291	s.49-sch4, pt(3)(8),(9)	10
Total RTI		143,686		33,091
Brisbane City Council	IP	6,949	sch3(7)	62
			sch3(8)(1)	14
			sch3(10)(1)(b)	265
			s.49-sch4	1,102
Cairns Regional Council	IP	528	s.49-sch4	4
Central Highlands Regional Council	IP	154	s.47(3)(a), s.47(3)(b)	26

⁸ other access to the document was available as mentioned in s.53

PORTFOLIO/AGENCY	Application type RTI / IP	Pages considered	Provisions invoked to refuse access	no. of times i.e. pages
			invoked	
Gold Coast City Council	IP	912	sch3(10)(1)(b)	367
			s.49-sch4	5
			s.52	2
Logan City Council	IP	1,155	s.49-sch4(3)(2)	28
			s.49-sch4(3)(3)	6
Moreton Bay Regional Council	IP	22	full release	
Redland City Council	IP	1,591	s.47(3)(b)	275
			s.47(3)(e)	3
Rockhampton Regional Council	IP	153	s.49-sch4	57
Sunshine Coast Regional Council	IP	11	s.49-sch4	7
Townsville City Council	IP	65	s.67	65
		48	s.47(3)(b)	2
Western Downs Regional Council	IP	30	s.47(3)	5
Total IP		11,618		2,295
TOTAL		155,304		35,386

Table 4. Number of pages included in a disclosure log - section 8(d) RTI Regulation

PORTFOLIO/AGENCY	Total pages published to disclosure log
Department of Infrastructure, Local Government and Planning	504
Balonne Shire Council	1
Bundaberg Regional Council	111
Cairns Regional Council	3,419
Cassowary Coast Regional Council	533
Douglas Shire Council	note ⁹
Etheridge Shire Council	72
Fraser Coast Regional Council	62
Gold Coast Regional Council	3
Isaac Regional Council	372
Lockyer Valley Regional Council	181
Logan City Council	483
Mackay Regional Council	3,001
Mareeba Shire Council	112
Mount Isa City Council	46
Noosa Shire Council	2
Redland City Council	157
Rockhampton Regional Council	1,031
South Burnett Regional Council	1,139
Sunshine Coast Regional Council	9,827
Tablelands Regional Council	1,547
Toowoomba Regional Council	3,879
Townsville City Council	note ¹⁰
Western Downs Regional Council	79
Whitsunday Regional Council	291
TOTAL	26,852

⁹ Douglas Shire Council do not publish to the disclosure log, however provide a description of the documents.

¹⁰ Townsville Shire Council do not publish to the disclosure log, however provide a description of the documents and where to access them.

Table 5. Number of deemed decisions, and decisions taken to have been made on internal review - section 8(e) RTI Regulation or section 6(d) IP Regulation

PORTFOLIO/AGENCY	Provision invoked	No. of times
Brisbane City Council	s.46 RTI	1
Cairns Regional Council	s.46 RTI	1
Etheridge Shire Council	s.46 RTI	1
Gold Coast City Council	s.46 RTI	1
Ipswich City Council	s.46 RTI	4
Redland City Council	s.46 RTI	1
	s.83(2) RTI	1
Total RTI		10
Brisbane City Council	s.66 IP	1
Redland City Council	s.97(2) IP	1
Total IP		2
TOTAL		12

Table 6. Number of refusals of amendment - section 6(e) IP Regulation

PORTFOLIO/AGENCY	Provision invoked	No. of times
Gladstone Regional Council	s.72(1)(a)(ii)	1
TOTAL		1

Table 7. Number of internal review applications - section 8(f) RTI Regulation or section 6(f) IP Regulation

PORTFOLIO/AGENCY	No. of internal reviews received	Internal review decision (i.e. upheld on review or varied on review)	If decision varied, how?	Exemption
Department of Infrastructure, Local Government and Planning	1-RTI	upheld on review		
	1-RTI	varied on review	additional factor added	s.49-sch4, pt4(7)(1)(b) sch3(10)(1)(b)
Brisbane City Council	6-RTI	upheld on review		s.49-sch4, pt4(6)
	2-RTI	upheld on review		s.49-sch4, pt4(6)
	2-RTI	upheld on review		
	4-RTI	varied on review	additional documents released	
	1-RTI	withdrawn		
	3-RTI	varied on review	additional documents located and released	
	1-RTI	varied on review	pixelated footage released	
Bundaberg Regional Council	1-RTI	upheld on review		
	1-RTI	varied on review	additional document released	s.73
Burdekin Shire Council	1-RTI	upheld on review		sch3(8)(1)
Gold Coast City Council	1-RTI	upheld on review		
Fraser Coast Regional Council	1-RTI	upheld on review		
	1-RTI		still under consideration	
Gympie Regional Council	1-RTI	upheld on review		
Logan City Council	1-RTI	varied on review	additional documents located	sch3(7)
			additional documents located and released in part and full	
Moreton Bay Regional Council	2-RTI	varied on review		s.47(3)(b)
	4-RTI	upheld on review		

PORTFOLIO/AGENCY	No. of internal reviews received	Internal review decision (i.e. upheld on review or varied on review)	If decision varied, how?	Exemption
Redland City Council	1-RTI	varied on review	additional documents located	s.49-sch4, pt3(3)
Scenic Rim Regional Council	1-RTI	upheld on review		
Sunshine Coast Regional Council	1-RTI	upheld on review		sch3(7)
	1-RTI	upheld on review		s.49-sch4, pt3(3)
	1-RTI	varied on review	note ¹¹	sch3(8)
	1-RTI	varied on review	note ¹²	s.49-sch4, pt3(3)
	1-RTI	varied on review	additional documents located and released	
Tablelands Regional Council	1-RTI	upheld on review		
Townsville City Council	1-RTI	varied on review	additional documents released	s.49-sch4, pt3(6),(19)
	1-RTI	upheld on review		s.49-sch4, pt3(3),(19)
	1-RTI	upheld on review		s.49-sch4, pt3(3)
	1-RTI	upheld on review		s.49-sch4, pt3(6),(19)
Total RTI	47			
Brisbane City Council	1-IP	upheld on review		sch3(10)(1)(b) s.49-sch4, pt4(6)
	1-IP	upheld on review		sch3(10)(1)(b) sch3(7)
	1-IP	varied on review	additional documents released	
	2-IP		still under consideration	
Gold Coast City Council	1-IP		still under consideration	
Redland City Council	1-IP	varied on review	10 part pages released	s.49-sch4, pt3(3)
Toowoomba Regional Council	2-IP	varied on review	additional documents located and released	
Townsville City Council	1-IP	upheld on review		sch3, pt10(1)(d)
Total IP	10			
TOTAL	57			

Table 8. Number of external review applications - section 8(g) RTI Regulation or section 6(g) IP Regulation

PORTFOLIO/AGENCY	No. of external reviews	Type of review	Decision	Act provision
Trade and Investment Queensland	1-RTI	direct	under consideration by OIC	
Boulia Shire Council	1-RTI	direct	under consideration by OIC	
Brisbane City Council	1-RTI	direct	settled outcome ¹³	
	2-RTI	direct	settled outcome	
	3-RTI	preceding internal review	settled outcome	
	1-RTI	direct	withdrawn	
Bundaberg Regional Council	1-RTI	direct	upheld on review	
	1-RTI	preceding internal review	under consideration by OIC	
Burdekin Shire Council	1-RTI	direct	under consideration by OIC	
Cairns Regional Council	1-RTI	direct	resolved informally	
	1-RTI	direct	settled outcome	
Douglas Shire Council	3-RTI	direct	upheld on review	

¹¹ Decision made on specific documents, whereas original decision refused to deal with application under s.40.

¹² Upheld original decision to give access, but additionally refused access to information contained within two of the pages.

¹³ Carried over from 2014-15 financial year.

PORTFOLIO/AGENCY	No. of external reviews	Type of review	Decision	Act provision
Gladstone Regional Council	1-RTI	direct	upheld on review	
Gold Coast City Council	5-RTI	direct	upheld on review – settled outcome	
	1-RTI	direct	OIC granted extension of time for Council to process under consideration by	
Gympie Regional Council	1-RTI	direct	OIC	
Ipswich City Council	2-RTI	direct	under consideration by OIC	
Moreton Bay Regional Council	3-RTI	direct	upheld on review	
	2-RTI	preceding internal review	upheld on review	
	1-RTI	direct	under consideration by OIC	
	2-RTI	preceding internal review	settled outcome	
Redland City Council	1-RTI	direct	settled outcome	
	2-RTI	direct	upheld on review	
	2-RTI	direct	withdrawn	
Rockhampton Regional Council	2-RTI	direct	withdrawn	
South Burnett Regional Council	1-RTI	direct	settled outcome	
	1-RTI	direct	upheld on review	
Sunshine Coast Regional Council	2-RTI	preceding internal review	under consideration by OIC	
	1-RTI	direct	withdrawn	
Toowoomba Regional Council	1-RTI	preceding internal review	informally resolved	
	1-RTI	direct	under consideration by OIC	
Townsville City Council	1-RTI	preceding internal review	under consideration by OIC	
Whitsunday Regional Council	1-RTI	direct	upheld on review	
	1-RTI	direct	varied on review	sch3(4B)
TOTAL	52			

Table 9. Amount of fees and charges received under the RTI Act - section 8(j) RTI Regulation

PORTFOLIO/AGENCY	Application fees received	Processing charges received	Access charges received	Total received
			— \$ —	
Department of Infrastructure, Local Government and Planning	1,390.30	278.00	0.00	1,668.30
Minister for Infrastructure, Local Government and Planning	89.70	0.00	0.00	89.70
Trade and Investment Queensland	89.70	0.00	0.00	89.70
Boulia Shire Council	44.85	0.00	0.00	44.85
Brisbane City Council	14,538.65	10,616.45	0.00	25,155.10
Bundaberg Regional Council	672.75	0.00	0.00	672.75
Burdekin Shire Council	44.85	0.00	0.00	44.85
Cairns Regional Council	2,197.65	298.85	0.00	2,496.50
Carpentaria Shire Council	44.85	0.00	0.00	44.85
Cassowary Coast Regional Council	269.00	403.00	25.25	697.25
Central Highlands Regional Council	309.10	4,142.20	0.00	4,451.30
Croydon Shire Council	44.85	556.00	0.00	600.85
Douglas Shire Council	399.15	147.40	93.80	640.35
Etheridge Shire Council	44.85	0.00	0.00	44.85
Flinders Shire Council	44.85	0.00	0.00	44.85
Fraser Coast Regional Council	897.00	458.70	0.00	1,355.70
Gladstone Regional Council	358.80	0.00	0.00	358.80
Gold Coast City Council	6,682.65	2,915.00	0.00	9,597.65
Gympie Regional Council	224.25	0.00	0.00	224.25

PORTFOLIO/AGENCY	Application fees received	Processing charges received	Access charges received	Total received
			— \$ —	
Ipswich City Council	2,196.25	1,895.20	0.00	4,091.45
Isaac Regional Council	134.55	0.00	0.00	134.55
Kowanyama Aboriginal Shire Council	44.85	0.00	0.00	44.85
Livingstone Shire Council	178.75	0.00	0.00	178.75
Lockyer Valley Regional Council	269.10	0.00	0.00	269.10
Logan City Council	2,411.82	889.60	0.00	3,301.42
Mackay Regional Council	850.65	1,806.60	0.00	2,657.25
Maranoa Regional Council	179.40	1,807.00	0.00	1,986.40
Mareeba Shire Council	89.70	0.00	0.00	89.70
Moreton Bay Regional Council	5,023.20	5,879.04	33.25	10,935.49
Mount Isa City Council	89.70	0.00	0.00	89.70
Noosa Shire Council	580.00	0.00	0.00	580.00
Redland City Council	1,883.70	0.00	0.00	1,883.70
Rockhampton Regional Council	983.70	542.10	0.00	1,525.80
Scenic Rim Regional Council	173.40	2,001.60	0.00	2,175.00
Somerset Regional Council	179.00	0.00	0.00	179.00
South Burnett Regional Council	807.30	649.35	0.00	1,456.65
Southern Downs Regional Council	88.20	0.00	0.00	88.20
Sunshine Coast Regional Council	2,249.30	3,610.45	230.51	6,090.26
Tablelands Regional Council	177.90	420.90	68.00	666.80
Toowoomba Regional Council	986.85	1,634.80	0.00	2,621.65
Townsville City Council	1,973.00	1,998.70	850.75	4,822.45
Western Downs Regional Council	313.95	1,155.84	0.00	1,469.79
Whitsunday Regional Council	448.50	0.00	0.00	448.50
TOTAL	50,700.57	44,106.78	1,301.56	96,108.91

Table 10. Amount of charges received under the IP Act - section 6(j) IP Regulation

PORTFOLIO/AGENCY	Access charges
	\$
Cassowary Coast Regional Council	132.65
TOTAL	132.65

APPENDIX 11 – Justice and Attorney-General

Note: The Office of Fair and Safe Work Queensland transitioned from the Department of Justice and Attorney-General to Queensland Treasury on 1 July 2015. Due to the machinery-of-Government transition, which was finalised on 30 June 2016, statistics for Office of Industrial Relations have been incorporated into the Department of Justice and Attorney-General's figures for this reporting period.

Table 1. Number of access applications - section 8(a) RTI Regulation and section 6(a) IP Regulation (including IP amendment applications)

PORTFOLIO/AGENCY	Application type	Received	Transferred — no. —	Withdrawn	Finalised 30 June 2016
Department of Justice and Attorney-General	Access-RTI	610	19	94	665
Attorney-General and Minister for Justice and Minister for Training and Skills	Access-RTI	9	0	0	8
Minister for Corrective Services	Access-RTI	1	0	0	1
Minister for Employment and Industrial Relations	Access-RTI	1	0	0	1
Crime and Corruption Commission	Access-RTI	9	0	0	10
Electoral Commission of Queensland	Access-RTI	1	0	0	2
Legal Aid Queensland	Access-RTI	1	0	0	1
Legal Services Commission	Access-RTI	5	0	0	6
The Public Trustee of Queensland	Access-RTI	12	0	2	10
QLeave	Access-RTI	6	0	2	4
Queensland Law Society	Access-RTI	1	0	0	0
Queensland Parole Board	Access-RTI	4	0	0	3
WorkCover Queensland	Access-RTI	11	0	3	7
Total RTI Applications		671	19	101	718
Department of Justice and Attorney-General	Access-IP	699	30	33	681
Crime and Corruption Commission	Access-IP	13	0	0	13
Electoral Commission of Queensland	Access-IP	1	0	0	1
Legal Aid Queensland	Access-IP	35	0	1	34
Legal Services Commission	Access-IP	4	0	0	3
The Public Trustee of Queensland	Access-IP	3	0	0	3
Queensland Ombudsman	Access-IP	8	0	0	7
Queensland Parole Board	Access-IP	46	0	1	53
WorkCover Queensland	Access-IP	2	0	1	1
Total IP Applications		811	30	36	796
Queensland Ombudsman	Amendment-IP	1	0	0	1
WorkCover Queensland	Amendment-IP	1	0	0	1
Total IP Amendment Applications		2	0	0	2
TOTAL APPLICATIONS		1,484	49	137	1,516

Table 2. Number of refusals to deal - section 8(b) RTI Regulation and section 6(b) IP Regulation

PORTFOLIO/AGENCY	Provision invoked	No. of times i.e. applications
Department of Justice and Attorney-General	s.41 RTI	1
Crime and Corruption Commission	s.40 RTI	1
	s.41 RTI	1
Electoral Commission of Queensland	s.41 RTI	1
Legal Aid Queensland	s.40 RTI	1
Legal Services Commission	s.41 RTI	1
Total RTI		6

PORTFOLIO/AGENCY	Provision invoked	No. of times i.e. applications
Crime and Corruption Commission	s.59 IP	1
Total IP		1
TOTAL		7

Table 3. Number of refusals of access - section 8(c) RTI Regulation and section 6(c) IP Regulation

PORTFOLIO/AGENCY	Application type RTI / IP	Pages considered	Provisions invoked to refuse access	no. of times i.e. applications
Department of Justice and Attorney-General	RTI	158,102	invoked	
			sch3(1)	1
			sch3(2)(1)(a)	508
			sch3(2)(1)(b)	323
			sch3(3)(1)(b)	2
			sch3(6)(a)	9
			sch3(6)(c)(i)	82
			sch3(6)(c)(iii)	37
			sch3(7)	1,106
			sch3(8)(1)	181
			sch3(10)(1)(a)	15,979
			sch3(10)(1)(b)	44
			sch3(10)(1)(e)	618
			sch3(10)(1)(h)	92
			sch3(10)(1)(i)	350
			sch3(10)(4)	46
			sch3(12)(1)	2
			s.49-sch4, pt3(2)	3,497
			s.49-sch4, pt3(3)	21,549
			s.49-sch4, pt3(5)	16
			s.49-sch4, pt3(10)	89
			s.49-sch4, pt3(15)	24
			s.49-sch4, pt3(16)	7
			s.49-sch4, pt3(18)	2
			s.49-sch4, pt3(20)	37
			s.49-sch4, pt3(22)	24
			s.49-sch4, pt4(4)(1)(a)	5
			s.49-sch4, pt4(4)(1)(b)	48
			s.49-sch4, pt4(6)(1)	2,498
			s.49-sch4, pt4(7)(1)(b)(i)	24
			s.49-sch4, pt4(7)(1)(c)	13
			s.52(1)(a)	74
			s.52(1)(b)	2
			s.53(a)	6,172
			s.53(d)	752
Attorney-General and Minister for Justice and Minister for Training and Skills	RTI	239	s.49-sch4, pt3(3)	13
			sch3(2)(1)	3
			sch3(6)(a)	8
			s.47(3)(a), sch3(6)(c)(i)	9
			sch3(10)(1)(i)	14
			s.52	1
			sch3(10)(1)(i)	14
Minister for Corrective Services	RTI	1	s.49-sch4, pt3(3)	1
Minister for Employment and Industrial Relations	RTI	0	s.52	1
Crime and Corruption Commission	RTI	1,909	s.47(3)(a), sch3(10)(4)	959

PORTFOLIO/AGENCY	Application type RTI / IP	Pages considered	Provisions invoked to refuse access	no. of times i.e. pages
			invoked	
Crime and Corruption Commission (<i>cont'd</i>)	RTI		s.47(3)(a), sch3(10)(1)(b)	228
			s.47(3)(a), sch3(10)(1)(e)	263
			s.47(3)(a), sch3(10)(3)(b)	979
			s.47(3)(a), sch3(6)(b)(i)	224
			s.47(3)(a), sch3(6)(c)(i)	405
			s.47(3)(a), sch3(7)	159
			s.47(3)(b), s.49-sch4	76
			s.47(3)(e)	2 ¹⁴
Electoral Commission of Queensland	RTI	11	s.47(3), s.74, s.49-sch4(6)	1
Legal Services Commission	RTI	3,672	s.49-sch4, pt3(3)	1
			sch3(10)(1)(a)	183
			sch3(7)	479
			s.49-sch4, pt3(3)	988
			s.49-sch4, pt4(6)(1)	764
The Public Trustee of Queensland	RTI	6,542	s.43	2
			s.52(1)(a)	1
			sch3(7)	1,675
			s.49-sch4, pt3(3)	1,525
WorkCover Queensland	RTI	1,836	s.47(3)(b)	777
			s.47(3)(f)	620
Total RTI		172,312		64,588
Department of Justice and Attorney-General	IP	285,066	sch3(3)(1)(c)(i)	24
			sch3(3)(1)(f)	30
			sch3(3)(1)(g)	8
			sch3(7)	915
			sch3(8)(1)	3
			sch3(10)(1)(a)	1,636
			sch3(10)(1)(b)	3
			sch3(10)(1)(d)	576
			sch3(10)(1)(f)	2,236
			sch3(10)(1)(h)	2
			sch3(10)(1)(i)	6,347
			sch3(10)(4)	1,255
			sch3(12)(1)	1,235
			s.49-sch4, pt3(3)	22,985
			s.49-sch4, pt3(10)	2,699
			s.49-sch4, pt3(13)	90
			s.49-sch4, pt3(16)	2
			s.49-sch4, pt3(2)	6
			s.49-sch4, pt3(22)	2
			s.49-sch4, pt4(5)(1)(a)	11
			s.49-sch4, pt4(5)(1)(b)(iii)	7
			s.49-sch4, pt4(6)(1)	8,103
			s.47(3)(d)	408
			s.52(1)(a)	37
			s.52(1)(b)	1
			s.53(a)	996
			s.53(d)	588
Crime and Corruption Commission	IP	2,378	s.47(3)(a), sch3(10)(4)	687
			s.47(3)(a), sch3(10)(1)(f)	14
			s.47(3)(a), sch3(6)(c)(i)	276
			s.47(3)(a), sch3(7)	54
			s.47(3)(a), sch3(1)	24

¹⁴ documents non-existent or unlocatable

PORTFOLIO/AGENCY	Application type RTI / IP	Pages considered	Provisions invoked to refuse access	no. of times i.e. pages
			invoked	
Crime and Corruption Commission (<i>cont'd</i>)	IP		s.47(3)(b), s.49-sch4	662
Legal Aid Queensland	IP	6,960 ¹⁵	s.49-sch4	1,187
			sch3(7)	30
			s.52 ¹⁶	3
			s.53(a) ¹⁷	63
Legal Services Commission	IP	4,280	s.53(a)	2,569
			s.53(d)	130
			sch3(10)(1)(a)	1
			sch3(10)(1)(f)	5
			sch3(7)	572
			s.49-sch4, pt3(3)	311
Queensland Ombudsman	IP	454	s.47(3)(b)	100
The Public Trustee of Queensland	IP	364	sch3(7)	9
			s.49-sch4, pt3(2)	2
			s.49-sch4, pt3(3)	2
Total IP		299,502		56,906
TOTAL		471,814		121,494

Table 4. Number of pages included in a disclosure log - section 8(d) RTI Regulation

PORTFOLIO/AGENCY	Total pages published to disclosure log
Department of Justice and Attorney-General ¹⁸	17,593
Electoral Commission of Queensland	10
TOTAL	17,603

Table 5. Number of deemed decisions, and decisions taken to have been made on internal review - section 8(e) RTI Regulation or section 6(d) IP Regulation

PORTFOLIO/AGENCY	Provision invoked	No. of times
The Public Trustee of Queensland	s.46 RTI	1
Total RTI		1
Department of Justice and Attorney-General	s.66 IP	2
Queensland Ombudsman	s.66 IP	1
Total IP		3
TOTAL		4

¹⁵ additional pages were considered, but not counted, as a whole class of documents were exempt.

¹⁶ s.52 – non-existent/unlocatable documents was invoked on three separate applications.

¹⁷ s.53(a) other access available – under another Act, or under arrangements made by an agency, whether or not the access is subject to a fee or charge – was invoked two times. However, a count of the actual number of documents was undertaken in one matter only as the whole request was covered by this provision.

¹⁸ Statistics include Office of the Attorney-General and Minister for Justice and Minister for Training and Skills.

Table 6. Number of refusals of amendment - section 6(e) IP Regulation

PORTFOLIO/AGENCY	Provision invoked	No. of times
Queensland Ombudsman	s.72(1)(a)(i)	1
WorkCover Queensland	s.72(1)(a)(i)	7
TOTAL		8

Table 7. Number of internal review applications - section 8(f) RTI Regulation or section 6(f) IP Regulation

PORTFOLIO/AGENCY	No. of internal reviews received	Internal review decision (i.e. upheld on review or varied on review)	If decision varied, how?	Exemption
Department of Justice and Attorney-General				s.49-sch4, pt3(2) s.49-sch4, pt3(3) s.49-sch4, pt4(6)(1), s.49-sch4, pt4(7)(1)(c)
	1-RTI	varied on review	additional documents located and released	
	2-RTI	varied on review	additional documents located and released	s.49-sch4, pt3(3) sch3(7)
	1-RTI	varied on review	additional documents located and released	s.49-sch4, pt3(3) s.47(3)(b) s.49-sch4, pt3(3) sch3(7)
	1-RTI	varied on review	different decision	
	1-RTI	varied on review	additional documents released	
	1-RTI	varied on review		s.49-sch4, pt3(3)
	1-RTI	varied on review	full access	
	1-RTI	varied on review		s.49-sch4, pt3(3) s.49-sch4, pt3(2)
	8-RTI	upheld on review		
Crime and Corruption Commission	1-RTI	withdrawn		
	1-RTI	overturned	additional documents located and released	
	1-RTI	overturned	application compliant	
	1-RTI	overturned	additional documents released	
	1-RTI	varied on review	extra partial release	sch3, s.10(4)
	1-RTI	varied on review	additional documents located and released	s.49-sch4, pt3(3)
	1-RTI	varied on review		
	1-RTI	varied on review		
	1-RTI	varied on review		
	1-RTI	varied on review		
The Public Trustee of Queensland	1-RTI	varied on review	full access	
	1-RTI	varied on review	additional documents located and released	
	1-RTI	varied on review	additional documents located and released	
	1-RTI	varied on review	additional pages released	
	1-RTI	varied on review	additional pages located and released	
	1-RTI	varied on review	access in full to 1 page, additional pages located and released	
	1-RTI	varied on review	additional pages located and released	s.49-sch4, pt3(3) sch3, pt10(1)(i)
	1-RTI	varied on review	different grounds for refusal	s.49-sch4, pt3(3)
	17-IP	upheld on review		
	1-IP	withdrawn		
Queensland Ombudsman	1-IP	overturned	14 pages released in full	
	1-IP	varied on review	additional pages released	
	1-IP	varied on review	additional pages located and released	
	1-IP	varied on review	access in full to 1 page, additional pages located and released	
	1-IP	varied on review	additional pages located and released	
	1-IP	varied on review	different grounds for refusal	
	17-IP	upheld on review		
	1-IP	withdrawn		
	1-IP	overturned	still under consideration	
	1-IP	overturned	still under consideration	
Total RTI	23			
Department of Justice and Attorney-General	1-IP	overturned	14 pages released in full	
	1-IP	varied on review	additional pages released	
	1-IP	varied on review	additional pages located and released	
	1-IP	varied on review	access in full to 1 page, additional pages located and released	
	1-IP	varied on review	additional pages located and released	
	1-IP	varied on review	different grounds for refusal	
	17-IP	upheld on review		
	1-IP	withdrawn		
	1-IP	overturned	still under consideration	
	1-IP	overturned	still under consideration	
Total IP	26			

PORTFOLIO/AGENCY	No. of internal reviews received	Internal review decision (i.e. upheld on review or varied on review)	If decision varied, how?	Exemption
TOTAL	49			

Table 8. Number of external review applications - section 8(g) RTI Regulation or section 6(g) IP Regulation

PORTFOLIO/AGENCY	No. of external reviews	Type of review	Decision	Act provision
Department of Justice and Attorney-General	1-RTI	preceding internal review	not accepted by OIC	
	1-RTI	preceding internal review	published decision	
	2-RTI	direct	published decision	
	2-RTI	direct	withdrawn	
	1-RTI	direct	settled outcome – resolved informally	
	1-RTI	direct	published decision	
	1-RTI	direct	closed by OIC	
	1-RTI	direct	informal resolution	
	2-RTI	preceding internal review	informal resolution	
	7-RTI	direct	informal resolution	
Attorney-General and Minister for Justice and Minister for Training and Skills	1-RTI	direct	informal resolution	
Crime and Corruption Commission	1-RTI	preceding internal review	upheld on review	
	2-RTI	direct	under consideration by OIC	
Legal Services Commission	2-RTI	preceding internal review	withdrawn	
The Public Trustee of Queensland	1-RTI	preceding internal review	under consideration by OIC	
	1-RTI	direct	informal resolution	
Queensland Law Society	1-RTI	direct	settled outcome – informal resolution	
WorkCover Queensland	1-RTI	direct	resolved informally	
Total RTI	29			
Department of Justice and Attorney-General	1-IP	direct	formal decision – published decision	s.62
	1-IP	direct	not accepted by OIC	
	2-IP	direct	under consideration by OIC	
	1-IP	direct	withdrawn	
	2-IP	direct	OIC decided not to further deal	
	4-IP	direct	informal resolution – settled outcome	
	1-IP	preceding internal review	under consideration by OIC	
Queensland Parole Board	1-IP	direct	OIC decided not to further deal	
WorkCover Queensland	1-IP	direct	resolved informally	
Total IP	14			
TOTAL	43			

Table 9. Amount of fees and charges received under the RTI Act - section 8(j) RTI Regulation

PORTFOLIO/AGENCY	Application fees received	Processing charges received	Access charges received	Total received
		— \$ —		
Department of Justice and Attorney-General	30,798.60	16,654.17	0.00	47,452.77
Crime and Corruption Commission	448.55	0.00	0.00	448.55
Electoral Commission of Queensland	44.85	0.00	0.00	44.85
Legal Aid Queensland	44.85	0.00	0.00	44.85
QLeave	179.40	0.00	0.00	179.40
Queensland Law Society	44.85	0.00	0.00	44.85
WorkCover Queensland	493.35	1,994.65	0.00	2,488.00
TOTAL	32,054.45	18,648.82	0.00	50,703.27

Table 10. Amount of charges received under the IP Act - section 6(j) IP Regulation

PORTFOLIO/AGENCY	Access charges
	\$
Department of Justice and Attorney-General	352.00
TOTAL	352.00

APPENDIX 12 – National Parks, Sport and Racing

Table 1. Number of access applications - section 8(a) RTI Regulation and section 6(a) IP Regulation (including IP amendment applications)

PORTFOLIO/AGENCY	Application type	Received	Transferred	Withdrawn	Finalised 30 June 2016
			— no. —		
Department of National Parks, Sport and Racing	Access-RTI	24	0	5	18
Minister for National Parks and the Great Barrier Reef	Access-RTI	1	0	0	0
Racing Queensland	Access-RTI	4	0	0	3
Stadiums Queensland	Access-RTI	0	0	0	1
Total RTI Applications		29	0	5	22
Department of National Parks, Sport and Racing	Access-IP	2	0	0	2
Stadiums Queensland	Access-IP	1	0	0	1
Total IP Applications		3	0	0	3
TOTAL APPLICATIONS		32	0	5	25

Table 2. Number of refusals to deal - section 8(b) RTI Regulation and section 6(b) IP Regulation

PORTFOLIO/AGENCY	Provision invoked	No. of times i.e. applications
Department of National Parks, Sport and Racing	s.41 RTI	1
	s.40 RTI	1
TOTAL		2

Table 3. Number of refusals of access - section 8(c) RTI Regulation and section 6(c) IP Regulation

PORTFOLIO/AGENCY	Application type RTI / IP	Pages considered	Provisions invoked to refuse access	no. of times i.e. pages
Department of National Parks, Sport and Racing	RTI	2,714	invoked	
			sch3(2)	6
			sch3(2)(1)(a)	2
			sch3(7)	10
			sch3(8)(1)	47
			sch3(10)(1)(b)	6
			s.49-sch4	1,088
Racing Queensland	RTI	9	s.49-sch4	3
Total RTI		2,723		1,162
Department of National Parks, Sport and Racing	IP	9	s.52	1
			s.49-sch4	2
Total IP		9		3
TOTAL		2,732		1,165

Table 4. Number of pages included in a disclosure log - section 8(d) RTI Regulation

PORTFOLIO/AGENCY	Total pages published to disclosure log
Department of National Parks, Sport and Racing	1,459
Racing Queensland	22
TOTAL	1,481

Table 5. Number of deemed decisions, and decisions taken to have been made on internal review - section 8(e) RTI Regulation or section 6(d) IP Regulation

There were no deemed decisions, and decisions taken to have been made on internal review.

Table 6. Number of refusals of amendment - section 6(e) IP Regulation

There were no refusals to amend documents.

Table 7. Number of internal review applications - section 8(f) RTI Regulation or section 6(f) IP Regulation

PORTFOLIO/AGENCY	No. of internal reviews received	Internal review decision (i.e. upheld on review or varied on review)	If decision varied, how?	Exemption
Department of National Parks, Sport and Racing	2-RTI	varied on review	additional information released	s.49-sch4
TOTAL	2			

Table 8. Number of external review applications - section 8(g) RTI Regulation or section 6(g) IP Regulation

PORTFOLIO/AGENCY	No. of external reviews	Type of review	Decision	Act provision
Department of National Parks, Sport and Racing	1-RTI	direct	withdrawn	
Racing Queensland	1-RTI	direct	informal resolution – agreed between the parties under s.103 IP Act	
Total RTI	2			
Racing Queensland	1-IP	direct	informal resolution – agreed between the parties under s.103 IP Act	
Stadiums Queensland	1-IP	direct	settled outcome	
Total IP	2			
TOTAL	4			

Table 9. Amount of fees and charges received under the RTI Act - section 8(j) RTI Regulation

PORTFOLIO/AGENCY	Application fees received	Processing charges received	Access charges received	Total received
		— \$ —		
Department of National Parks, Sport and Racing	940.35	305.80	0.00	1,246.15
Minister for National Parks and the Great Barrier Reef	44.85	0.00	0.00	44.85
Racing Queensland	176.40	0.00	0.00	176.40
Stadiums Queensland	41.90	0.00	0.00	41.90
TOTAL	1,203.50	305.80	0.00	1,509.30

Table 10. Amount of charges received under the IP Act - section 6(j) IP Regulation

There were no charges received under the IP Act.

APPENDIX 13 – Natural Resources and Mines

Table 1. Number of access applications - section 8(a) RTI Regulation and section 6(a) IP Regulation (including IP amendment applications)

PORTFOLIO/AGENCY	Application type	Received	Transferred	Withdrawn	Finalised 30 June 2016
			— no. —		
Department of Natural Resources and Mines	Access-RTI	157	3	47	105
Minister for Natural Resources and Mines	Access-RTI	11	0	3	5
Cassowary Coast River Improvement Trust	Access-RTI	1	0	1	0
Mount Isa Water Board	Access-RTI	1	0	0	1
Valuers Registration Board of Queensland	Access-RTI	1	0	0	1
Total RTI Applications		171	3	51	112
Department of Natural Resources and Mines	Access-IP	13	0	1	12
Gladstone Area Water Board	Access-IP	1	0	0	1
Total IP Applications		14	0	1	13
Department of Natural Resources and Mines	Amendment-IP	1	0	1	0
Total Amendment IP Applications		1	0	1	0
TOTAL APPLICATIONS		186	3	53	125

Table 2. Number of refusals to deal - section 8(b) RTI Regulation and section 6(b) IP Regulation

PORTFOLIO/AGENCY	Provision invoked	No. of times i.e. applications
Department of Natural Resources and Mines	s.41 RTI	2
TOTAL		2

Table 3. Number of refusals of access - section 8(c) RTI Regulation and section 6(c) IP Regulation

PORTFOLIO/AGENCY	Application type RTI / IP	Pages considered	Provisions Invoked to refuse access	no. of times i.e. pages
			invoked	
Department of Natural Resources and Mines	RTI	13,906	s.52	2
			s.53(a)	40
			s.53(d)	49
			sch3(1)	30
			sch3(2)(1)(b)	7
			sch3(6)(c)(i)	36
			sch3(7)	517
			sch3(8)	207
			sch3(10)	62
			sch3(10)(1)(a)	329
			sch3(10)(1)(b)	81
			sch3(10)(1)(e)	305
			sch3(10)(3)	334
			s.49-sch4	2,964
Minister for Natural Resources and Mines	RTI	347	s.52	1
			s.49-sch4	22
Mount Isa Water Board	RTI	309	sch3(7)	41
			sch3(8)(1)	3

PORTFOLIO/AGENCY	Application type RTI / IP	Pages considered	Provisions invoked to refuse access	no. of times i.e. pages
Mount Isa Water Board (<i>cont'd</i>)	RTI		invoked	
			sch3(10)(1)(d)	13
			sch3(10)(1)(h)	1
			s.49-sch4	144
Valuers Registration Board of Queensland	RTI	257	full release	
Total RTI		14,819		5,188
Department of Natural Resources and Mines	IP	924	s.52	1
			sch3(7)	131
			s.49-sch4	311
Gladstone Area Water Board	IP	note ¹⁹	s.53(a)	note ²⁰
			sch3(7)	
			s.49-sch4	
Total IP		924		443
TOTAL		15,743		5,631

Table 4. Number of pages included in a disclosure log - section 8(d) RTI Regulation

PORTFOLIO/AGENCY	Total pages published to disclosure log
Department of Natural Resources and Mines	8,271
Mount Isa Water Board	309
TOTAL	8,580

Table 5. Number of deemed decisions, and decisions taken to have been made on internal review - section 8(e) RTI Regulation or section 6(d) IP Regulation

PORTFOLIO/AGENCY	Provision invoked	No. of times
Valuers Registration Board of Queensland	s.46 RTI	1
TOTAL		1

Table 6. Number of refusals of amendment - section 6(e) IP Regulation

There were no refusals to amend documents.

¹⁹ Gladstone Area Water Board were unable to calculate the number of pages considered due to the size of the IP access application.

²⁰ Gladstone Area Water Board were unable to calculate the number of times the provisions were used due to the size of the IP access application.

Table 7. Number of internal review applications - section 8(f) RTI Regulation or section 6(f) IP Regulation

PORTFOLIO/AGENCY	No. of internal reviews received	Internal review decision (i.e. upheld on review or varied on review)	If decision varied, how?	Exemption
Department of Natural Resources and Mines	1-RTI	varied on review	released information over third party objection	sch3(7), sch3(8)(1) s.49-sch4
	4-RTI	upheld on review		
	4-RTI	varied on review	withheld additional information	sch3(10)(1)(b) s.49-sch4
	1-RTI	varied on review	additional information released	s.49-sch4
	2-RTI		under consideration	
Total RTI	12			
Department of Natural Resources and Mines	2-IP	upheld on review		
Total IP	2			
TOTAL	14			

Table 8. Number of external review applications - section 8(g) RTI Regulation or section 6(g) IP Regulation

PORTFOLIO/AGENCY	No. of external reviews	Type of review	Decision	Act provision
Department of Natural Resources and Mines	1-RTI	preceding internal review	withdrawn – informal resolution under consideration by OIC	
	3-RTI	direct	withdrawn – informal resolution under consideration by OIC	
	2-RTI	direct	withdrawn – informal resolution under consideration by OIC	
	2-RTI	preceding internal review	under consideration by OIC	
Total RTI	8			
Department of Natural Resources and Mines	1-IP	preceding internal review	under consideration by OIC	
	1-IP	direct	under consideration by OIC	
Gladstone Area Water Board	1-IP	direct	withdrawn	
Total IP	3			
TOTAL	11			

Table 9. Amount of fees and charges received under the RTI Act - section 8(j) RTI Regulation

PORTFOLIO/AGENCY	Application fees received	Processing charges received	Access charges received	Total received
		— \$ —		
Department of Natural Resources and Mines	6,456.90	11,197.73	0.00	17,654.63
Minister for Natural Resources and Mines	493.35	403.10	0.00	896.45
Cassowary Coast River Improvement Trust	44.85	0.00	0.00	44.85
Mount Isa Water Board	44.85	1,184.28	0.00	1,229.13
Valuers Registration Board of Queensland	43.00	0.00	0.00	43.00
TOTAL	7,082.95	12,785.11	0.00	19,868.06

Table 10. Amount of charges received under the IP Act - section 6(j) IP Regulation

There were no charges received under the IP Act.

APPENDIX 14 – Queensland Police Service

Table 1. Number of access applications - section 8(a) RTI Regulation and section 6(a) IP Regulation (including IP amendment applications)

PORTFOLIO/AGENCY	Application type	Received	Transferred	Withdrawn	Finalised 30 June 2016
— no. —					
Queensland Police Service	Access-RTI	1,248	1	208	1,030
Minister for Police, Fire and Emergency Services	Access-RTI	10	1	0	11
Public Safety Business Agency	Access-RTI	13	0	1	15
Queensland Fire and Emergency Services	Access-RTI	84	1	20	54
Total RTI Applications		1,355	3	229	1,110
Queensland Police Service	Access-IP	991	1	83	900
Public Safety Business Agency	Access-IP	13	0	2	11
Queensland Fire and Emergency Services	Access-IP	13	0	2	8
Total IP Applications		1,017	1	87	919
Queensland Police Service	Amendment-IP	4	0	1	4
Public Safety Business Agency	Amendment-IP	1	0	0	0
Total IP Amendment Applications		5	0	1	4
TOTAL APPLICATIONS		2,377	4	317	2,033

Table 2. Number of refusals to deal - section 8(b) RTI Regulation and section 6(b) IP Regulation

PORTFOLIO/AGENCY	Provision invoked	No. of times i.e. applications
Queensland Police Service	s.40 RTI	71
	s.43 RTI	3
Minister for Police, Fire and Emergency Services	s.41 RTI	1
Total RTI		75
Queensland Police Service	s.59 IP	27
	s.62 IP	6
Total IP		33
TOTAL		108

Table 3. Number of refusals of access - section 8(c) RTI Regulation and section 6(c) IP Regulation

PORTFOLIO/AGENCY	Application type RTI / IP	Pages considered	Provisions Invoked to refuse access	no. of times i.e. pages
			invoked	
Queensland Police Service	RTI	33,090	s.46	1
			s.52	55
			s.53(a)	157
			s.53(d)	21
			s.55	68
			sch3(2)	1
			sch3(6)(c)(i)	8
			sch3(7)	37
			sch3(9)(1)	325
			sch3(10)(1)(a)	337

PORTFOLIO/AGENCY	Application type RTI / IP	Pages considered	Provisions Invoked to refuse access	no. of times i.e. pages
			invoked	
Queensland Police Service (cont'd)	RTI		sch3(10)(1)(b)	10
			sch3(10)(1)(c)	1
			sch3(10)(1)(e)	452
			sch3(10)(1)(f)	400
			sch3(10)(1)(g)	89
			sch3(10)(1)(h)	5
			sch3(10)(1)(i)	5
			sch3(10)(3)	13
			sch3(10)(4)	59
			sch3(12)	4
			s.49-sch4	17,547
Minister for Police, Fire and Emergency Services	RTI	304	s.49-sch4	111
			s.52	3
			sch3(2)(1)(a)	1
Public Safety Business Agency	RTI	939	s.33	1
			s.52	1
			s.53(a)	1
			sch3(7)	6
			s.49-sch4	256
Queensland Fire and Emergency Services	RTI	5,048	s.33	6
			s.49-sch4	2,113
			s.52	1
			s.53(a)	5
			sch3(10)(1)(a)	1
Total RTI		39,381		22,101
Queensland Police Service	IP	31,996	s.50	36
			s.51	41
			s.52	117
			s.53(a)	52
			s.53(d)	1
			s.69	6
			sch3(3)(1)(f)	1
			sch3(6)	3
			sch3(10)(1)(a)	193
			sch3(10)(1)(b)	5
			sch3(10)(1)(d)	178
			sch3(10)(1)(e)	247
			sch3(10)(1)(f)	424
			sch3(10)(1)(g)	2
			sch3(10)(1)(h)	43
			sch3(10)(1)(i)	1
			sch3(10)(3)	4
			sch3(10)(4)	126
			sch3(10)(5)(a)	2
			sch3(12)	8
			s.49-sch4	15,562
Public Safety Business Agency	IP	833	s.51	12
			s.53	1
			s.49-sch4	101
Queensland Fire and Emergency Services	IP	1,689	s.51	18
			sch3(7)	104
			s.49-sch4	911
Total IP		34,518		18,199
TOTAL		73,899		40,300

Table 4. Number of pages included in a disclosure log - section 8(d) RTI Regulation

PORTFOLIO/AGENCY	Total pages published to disclosure log no.
Queensland Police Service	1,818
Minister for Police, Fire and Emergency Services	13
Public Safety Business Agency	5
Queensland Fire and Emergency Services	266
TOTAL	2,102

Table 5. Number of deemed decisions, and decisions taken to have been made on internal review - section 8(e) RTI Regulation or section 6(d) IP Regulation

PORTFOLIO/AGENCY	Provision invoked	No. of times
Queensland Police Service	s.46 RTI	2
	s.83(2) RTI	1
Queensland Fire and Emergency Services	s.46 RTI	1
TOTAL		4

Table 6. Number of refusals of amendment - section 6(e) IP Regulation

PORTFOLIO/AGENCY	Provision invoked	No. of times
Queensland Police Service	s.72(1)(a)(i)	3
Public Safety Business Agency	s.72(1)(a)(i)	1
	s.72(1)(b)	1
TOTAL		5

Table 7. Number of internal review applications - section 8(f) RTI Regulation or section 6(f) IP Regulation

PORTFOLIO/AGENCY	No. of internal reviews received	Internal review decision (i.e. upheld on review or varied on review)	If decision varied, how?	Exemption
Queensland Police Service	3-RTI	varied on review	additional documents located – released in full	
	7-RTI	upheld on review		s.49-sch4, pt4(6)
	1-RTI	upheld on review		s.41
	1-RTI	varied on review	initially refused pursuant to sch3(10)(1)(a) – documents reconsidered and provided on review	sch3(10)(1)(a) s.49-sch4, pt4(6)
	2-RTI	upheld on review	non-compliant	
	3-RTI	varied on review	additional documents located	s.49-sch4, pt4(6)
	1-RTI	varied on review	different exemption claimed	s.52(1)(a)
			documents previously refused were provided via way of viewing on review	
	1-RTI	varied on review	full release – third party review against the full release	s.49-sch4, pt4(6)
	1-RTI	upheld on review		sch3(10)(4)
	1-RTI	upheld on review		sch3(10)(1)(e)

PORTFOLIO/AGENCY	No. of internal reviews received	Internal review decision (i.e. upheld on review or varied on review)	If decision varied, how?	Exemption
Queensland Police Service (cont'd)	1-RTI	varied on review	previously redacted information released in full	
	1-RTI	upheld on review		sch3(10)(1)(a) s.49-sch4, pt4(6) s.52(1)(a), s.49-sch4 pt4(6)
	1-RTI	upheld on review		sch3(10)(1)(f)
	2-RTI	upheld on review		
	1-RTI		deemed decision	
	1-RTI	upheld on review		s.49-sch4, pt4(6) sch3(10)(1)(f)
	1-RTI		withdrawn	
	1-RTI	varied on review	initially refused pursuant to s.53(a) – documents located and released in full	
	1-RTI	varied on review	initially refused pursuant to s.52(1)(a) – documents located and provided on review	s.49-sch4, pt4(6) sch3(10)(4) s.49-sch4, pt4(6) sch3(10)(1)(f) sch3(10)(1)(i) s.53
	1-RTI	varied on review	additional documents located initially refused pursuant to s.55 – documents provided on review	
	1-RTI	varied on review		s.55
	1-RTI	upheld on review		s.53(a)
	1-RTI	upheld on review		s.49-sch4, pt4(6), s.53(a)
	1-RTI	varied on review	additional documents located initially refused entirely pursuant to s.49-sch4, pt4(6) – documents provided on review (in part)	s.49-sch4, pt4(6)
	1-RTI	varied on review	initially refused pursuant to s.49-sch4, pt4(6) – documents provided on review	s.49-sch4, pt4(6) sch3(2)(1)(b)
Queensland Fire and Emergency Services	2-RTI	upheld on review		s.49-sch4, pt4(6)
Total RTI	42			
Queensland Police Service	1-IP	upheld on review		s.82
	1-IP	varied on review	additional documents located – released in full	
	1-IP	varied on review	different exemption claimed	s.52(1)(a)
	4-IP	upheld on review		s.49-sch4, pt4(6)
	2-IP	upheld on review		s.52(1)(a) sch3(10)(4) s.49-sch4, pt4(6) s.53(a)
	1-IP	upheld on review		sch3(10)(4), s.53(a)
	1-IP	upheld on review		
	2-IP	varied on review	additional documents located	s.49-sch4, pt4(6)
	2-IP	upheld on review		sch3(10)(1)(h)
	1-IP	varied on review	previously redacted information released	s.49-sch4, pt4(6)
	1-IP		withdrawn	
	1-IP	varied on review	initially refused pursuant to sch3(10)(1)(e) - documents provided on review	full release
	1-IP	varied on review	different exemption claimed	sch3(10)(1)(a)
	1-IP	varied on review	initially refused pursuant to sch3(10)(1)(e) and s.49-sch4, pt4(6) – documents provided on review	full release
	2-IP	varied on review	different exemption claimed	s.52(1)(a)
	2-IP	upheld on review		sch3(10)(4)

PORTFOLIO/AGENCY	No. of internal reviews received	Internal review decision (i.e. upheld on review or varied on review)	If decision varied, how?	Exemption
Queensland Police Service (cont'd)	1-IP	upheld on review		s.52(1)(a)
	1-IP	upheld on review		sch3(10)(4)
Total IP	26			s.49-sch4, pt4(6)
Queensland Police Service	1-IPA	upheld on review	non-compliant	
Total IP Amendment	1			
TOTAL	69			

Table 8. Number of external review applications - section 8(g) RTI Regulation or section 6(g) IP Regulation

PORTFOLIO/AGENCY	No. of external reviews	Type of review	Decision	Act provision
Queensland Police Service	8-RTI	direct	under consideration by OIC	
	1-RTI	preceding internal review	decision varied	s.49-sch4, pt4(6)
	2-RTI	preceding internal review	settled outcome – informal resolution	
	2-RTI	preceding internal review	upheld on review	
	1-RTI	direct	withdrawn	
			settled outcome – informal resolution	
	5-RTI	direct	settled outcome – informal resolution	
	2-RTI	preceding internal review	under consideration by OIC	
	3-RTI	preceding internal review	upheld on review	
Minister for Police, Fire and Emergency Services	1-RTI	direct	withdrawn	
	2-RTI	direct	settled outcome – informal resolution	
Public Safety Business Agency	1-RTI	direct	under consideration by OIC	
Queensland Fire and Emergency Services	2-RTI	direct	settled outcome – informal resolution	
	1-RTI	direct	upheld on review	
TOTAL	32			

Table 9. Amount of fees and charges received under the RTI Act - section 8(j) RTI Regulation

PORTFOLIO/AGENCY	Application fees received	Processing charges received	Access charges received	Total received
		— \$ —		
Queensland Police Service	57,088.88	13,542.58	708.90	71,340.36
Minister for Police, Fire and Emergency Services	493.35	0.00	0.00	493.35
Public Safety Business Agency	583.05	917.40	0.00	1,500.45
Queensland Fire and Emergency Services	3,904.30	715.85	0.00	4,620.15
TOTAL	62,069.58	15,175.83	708.90	77,954.31

Table 10. Amount of charges received under the IP Act - section 6(j) IP Regulation

There were no charges received under the IP Act.

APPENDIX 15 – Science, Information Technology and Innovation

Table 1. Number of access applications - section 8(a) RTI Regulation and section 6(a) IP Regulation (including IP amendment applications)

PORTFOLIO/AGENCY	Application type	Received	Transferred	Withdrawn	Finalised 30 June 2016
			— no. —		
Department of Science, Information Technology and Innovation	Access-RTI	7	0	1	5
Minister for Science and Innovation ²¹	Access-RTI	1	0	0	1
Minister for Innovation, Science and the Digital Economy and Minister for Small Business ²²	Access-RTI	2	0	1	1
State Library of Queensland	Access-RTI	1	0	0	1
Total RTI Applications		11	0	2	8
Department of Science, Information Technology and Innovation	Access-IP	3	0	0	3
Total IP Applications		3	0	0	3
TOTAL APPLICATIONS		14	0	2	11

Table 2. Number of refusals to deal - section 8(b) RTI Regulation and section 6(b) IP Regulation

PORTFOLIO/AGENCY	Provision invoked	No. of times i.e. applications
State Library of Queensland	s.40 RTI	3
TOTAL		3

Table 3. Number of refusals of access - section 8(c) RTI Regulation and section 6(c) IP Regulation

PORTFOLIO/AGENCY	Application type RTI / IP	Pages considered	Provisions invoked to refuse access	
			invoked	no. of times i.e. pages
Department of Science, Information Technology and Innovation	RTI	221	s.49-sch4	103
			sch3(7)	33
			sch3(10)(4)	33
Minister for Science and Innovation	RTI	11	s.73(2)	3
			sch3(6)	1
Minister for Innovation, Science and the Digital Economy and Minister for Small Business	RTI	91	sch3(7)	6
			s.73(2)	2
State Library of Queensland	RTI	44	s.47(3)(a)	44
Total RTI		367		225
Department of Science, Information Technology and Innovation	IP	44	sch3(12)	14
Total IP		44		14
TOTAL		411		239

²¹ up to 7 December 2015

²² effective from 8 December 2015

Table 4. Number of pages included in a disclosure log - section 8(d) RTI Regulation

PORTFOLIO/AGENCY	Total pages published to disclosure log
Department of Science, Information Technology and Innovation	155
Minister for Science and Innovation	7
TOTAL	162

Table 5. Number of deemed decisions, and decisions taken to have been made on internal review - section 8(e) RTI Regulation or section 6(d) IP Regulation

There were no deemed decisions, and decisions taken to have been made on internal review.

Table 6. Number of refusals of amendment - section 6(e) IP Regulation

There were no refusals to amend documents.

Table 7. Number of internal review applications - section 8(f) RTI Regulation or section 6(f) IP Regulation

There were no internal review applications.

Table 8. Number of external review applications - section 8(g) RTI Regulation or section 6(g) IP Regulation

PORTFOLIO/AGENCY	No. of external reviews	Type of review	Decision	Act provision
State Library of Queensland	1-RTI	direct	settled outcome – informal resolution	
	5-RTI	direct	upheld on review	
Total RTI	6			
Department of Science, Information Technology and Innovation	1-IP	direct	settled outcome	
Total IP	1			
TOTAL	7			

Table 9. Amount of fees and charges received under the RTI Act - section 8(j) RTI Regulation

PORTFOLIO/AGENCY	Application fees received	Processing charges received	Access charges received	Total received
		— \$ —		
Department of Science, Information Technology and Innovation	269.10	347.50	0.00	616.60
Minister for Science and Innovation	44.85	0.00	0.00	44.85
Minister for Innovation, Science and the Digital Economy and Minister for Small Business	89.70	291.90	0.00	381.60
State Library of Queensland	44.85	940.45	0.00	985.30
TOTAL	448.50	1,579.85	0.00	2,028.35

Table 10. Amount of charges received under the IP Act - section 6(j) IP Regulation

There were no charges received under the IP Act.

APPENDIX 16 – State Development

Table 1. Number of access applications - section 8(a) RTI Regulation and section 6(a) IP Regulation (including IP amendment applications)

PORTFOLIO/AGENCY	Application type	Received	Transferred — no. —	Withdrawn	Finalised 30 June 2016
Department of State Development	Access-RTI	23	3	3	10
Minister for State Development	Access-RTI	5	0	2	3
Gasfields Commission Queensland	Access-RTI	1	0	0	1
Total RTI Applications		29	3	5	14
Department of State Development	Access-IP	2	0	1	1
Total IP Applications		2	0	1	1
TOTAL APPLICATIONS		31	3	6	15

Table 2. Number of refusals to deal - section 8(b) RTI Regulation and section 6(b) IP Regulation

PORTFOLIO/AGENCY	Provision invoked	No. of times i.e. applications
Gasfields Commission Queensland	s.40 RTI	1
TOTAL		1

Table 3. Number of refusals of access - section 8(c) RTI Regulation and section 6(c) IP Regulation

PORTFOLIO/AGENCY	Application type RTI / IP	Pages considered	Provisions invoked to refuse access invoked	no. of times i.e. applications
Department of State Development	RTI	1,189	s.49	129
			s.52	2
			s.73(1)	42
			s.73(2)	18
			sch3(1)	22
			sch3(2)(1)(b)	31
			sch3(7)	8
			sch3(8)(1)	157
			s.49-sch4, pt4(1)(1)(a)	1
			s.49-sch4, pt4(6)	370
			s.49-sch4, pt4(7)(1)(c)	150
Minister for State Development	RTI	25	s.49	4
			s.73(2)	13
			sch3(2)(1)(b)	1
			sch3(8)(1)	19
Gasfields Commission Queensland	RTI	38	s.40	38
TOTAL		1,252		1,005

Table 4. Number of pages included in a disclosure log - section 8(d) RTI Regulation

PORTFOLIO/AGENCY	Total pages published to disclosure log
Department of State Development	173
TOTAL	173

Table 5. Number of deemed decisions, and decisions taken to have been made on internal review - section 8(e) RTI Regulation or section 6(d) IP Regulation

There were no deemed decisions, and decisions taken to have been made on internal review.

Table 6. Number of refusals of amendment - section 6(e) IP Regulation

There were no refusals to amend documents.

Table 7. Number of internal review applications - section 8(f) RTI Regulation or section 6(f) IP Regulation

PORTFOLIO/AGENCY	No. of internal reviews received	Internal review decision (i.e. upheld on review or varied on review)	If decision varied, how?	Exemption
Department of State Development	1-RTI	upheld on review		
	1-RTI	varied on review	additional documents released	sch3(3)(1)(a) s.49-sch4, pt4(7)(1)(b)
TOTAL	2			

Table 8. Number of external review applications - section 8(g) RTI Regulation or section 6(g) IP Regulation

PORTFOLIO/AGENCY	No. of external reviews	Type of review	Decision	Act provision
Department of State Development	1-RTI	direct	under consideration by OIC	
TOTAL	1			

Table 9. Amount of fees and charges received under the RTI Act - section 8(j) RTI Regulation

PORTFOLIO/AGENCY	Application fees received	Processing charges received	Access charges received	Total received
		— \$ —		
Department of State Development	762.45	1,223.20	0.00	1,985.65
Minister for State Development	179.40	0.00	0.00	179.40
Gasfields Commission Queensland	44.85	0.00	0.00	44.85
TOTAL	986.70	1,223.20	0.00	2,209.90

Table 10. Amount of charges received under the IP Act - section 6(j) IP Regulation

There were no charges received under the IP Act.

APPENDIX 17 – Tourism, Major Events, Small Business and the Commonwealth Games

Table 1. Number of access applications - section 8(a) RTI Regulation and section 6(a) IP Regulation (including IP amendment applications)

PORTFOLIO/AGENCY	Application type	Received	Transferred	Withdrawn	Finalised 30 June 2016
— no. —					
Department of Tourism, Major Events, Small Business and the Commonwealth Games	Access-RTI	5	0	4	1
Gold Coast 2018 Commonwealth Games Corporation	Access-RTI	1	0	0	0
TOTAL APPLICATIONS		6	0	4	1

Table 2. Number of refusals to deal - section 8(b) RTI Regulation and section 6(b) IP Regulation

There were no refusals to deal.

Table 3. Number of refusals of access - section 8(c) RTI Regulation and section 6(c) IP Regulation

PORTFOLIO/AGENCY	Application type RTI / IP	Pages considered	Provisions invoked to refuse access	no. of times i.e. s. 49-sch4
Department of Tourism, Major Events, Small Business and the Commonwealth Games	RTI	26	s.49-sch4	3
TOTAL		26		3

Table 4. Number of pages included in a disclosure log - section 8(d) RTI Regulation

PORTFOLIO/AGENCY	Total pages published to disclosure log
Department of Tourism, Major Events, Small Business and the Commonwealth Games	31
Minister for Tourism and Major Events	31
TOTAL	62

Table 5. Number of deemed decisions, and decisions taken to have been made on internal review - section 8(e) RTI Regulation or section 6(d) IP Regulation

There were no deemed decisions, and decisions taken to have been made on internal review.

Table 6. Number of refusals of amendment - section 6(e) IP Regulation

There were no refusals to amend documents.

Table 7. Number of internal review applications - section 8(f) RTI Regulation or section 6(f) IP Regulation

There were no internal review applications.

Table 8. Number of external review applications - section 8(g) RTI Regulation or section 6(g) IP Regulation

There were no external review applications.

Table 9. Amount of fees and charges received under the RTI Act - section 8(j) RTI Regulation

PORTFOLIO/AGENCY	Application fees received	Processing charges received	Access charges received	Total received
		— \$ —		
Department of Tourism, Major Events, Small Business and the Commonwealth Games	224.25	0.00	0.00	224.25
TOTAL	224.25	0.00	0.00	224.25

Table 10. Amount of charges received under the IP Act - section 6(j) IP Regulation

There were no charges received under the IP Act.

APPENDIX 18 – Transport and Main Roads

Table 1. Number of access applications - section 8(a) RTI Regulation and section 6(a) IP Regulation (including IP amendment applications)

PORTFOLIO/AGENCY	Application type	Received	Transferred	Withdrawn	Finalised 30 June 2016
— no. —					
Department of Transport and Main Roads	Access-RTI	676	2	146	535
Minister for Main Roads, Road Safety and Ports	Access-RTI	4	0	1	3
Minister for Transport and the Commonwealth Games ²³	Access-RTI	2	0	1	0
Deputy Premier, Minister for Transport, Minister for Infrastructure, Local Government and Planning and Minister for Trade ²⁴	Access-RTI	6	0	2	5
Gladstone Ports Corporation	Access-RTI	2	0	0	2
Gold Coast Waterways Authority	Access-RTI	1	0	0	1
North Queensland Bulk Ports Corporation Limited	Access-RTI	4	0	0	4
Ports North	Access-RTI	2	0	1	1
Queensland Rail	Access-RTI	22	0	5	14
Total RTI Applications		719	2	156	565
Department of Transport and Main Roads	Access-IP	60	0	20	52
Minister for Transport and the Commonwealth Games	Access-IP	1	0	0	1
Queensland Rail	Access-IP	13	0	2	8
Total IP Applications		74	0	22	61
Department of Transport and Main Roads	Amendment-IP	1	0	1	0
Total IP Amendment Applications		1	0	1	0
TOTAL APPLICATIONS		794	2	179	626

Table 2. Number of refusals to deal - section 8(b) RTI Regulation and section 6(b) IP Regulation

PORTFOLIO/AGENCY	Provision invoked	No. of times i.e. applications
Department of Transport and Main Roads	s.41 RTI	6
Deputy Premier, Minister for Transport, Minister for Infrastructure, Local Government and Planning and Minister for Trade	s.41 RTI	1
TOTAL		7

Table 3. Number of refusals of access - section 8(c) RTI Regulation and section 6(c) IP Regulation

PORTFOLIO/AGENCY	Application type RTI / IP	Pages considered	Provisions invoked to refuse access	no. of times i.e. pages
Department of Transport and Main Roads	RTI	14,080	invoked	
			sch3(2)(1)(c)	70
			sch3(7)	53
			sch3(10)	34
			sch3(10)(1)(b)	3

²³ effective from 8 December 2015

²⁴ up to and including 7 December 2015

PORTFOLIO/AGENCY	Application type RTI / IP	Pages considered	Provisions invoked to refuse access	no. of times i.e. pages
			invoked	
Department of Transport and Main Roads (<i>cont'd</i>)	RTI		sch3(10)(1)(f)	16
			sch3(10)(1)(g)	1
			sch3(12)	1
			s.49-sch4	802
			s.52	27
			s.53(a)	3
Minister for Main Roads, Road Safety and Ports	RTI	160	sch3(2)(1)(b)	30
			sch3(6)(c)(i)	15
			s.52	1
Minister for Transport and the Commonwealth Games	RTI	0	s.52	1
Deputy Premier, Minister for Transport, Minister for Infrastructure, Local Government and Planning and Minister for Trade	RTI	259	sch3(3)(1)(e)	1
			s.49-sch4	17
			s.52	1
Gladstone Ports Corporation	RTI	1,096	full release	
North Queensland Bulk Ports Corporation Limited	RTI	1,881	sch3(7)	97
			sch3(8)	215
			s.49-sch4	184
Ports North	RTI	0	s.52(1)(a)	1
Queensland Rail	RTI	1 ²⁵	s.49-sch4, pt3(3)	1 ²⁶
		35	s.49-sch4, pt3(3)	30
			s.53	2
			s.52	1
		320	s.49-sch4, pt3(3)	13
			s.49-sch4, pt3(2)	6
			s.49-sch4, pt4(4)	4
		164	sch3(8)	146
			s.49-sch4, pt3(3)	15
			s.49-sch4, pt4(6)	15
		125	sch3(7)	20
			s.49-sch4, pt3(3)	87
		125	sch3(8)	37
			s.49-sch4, pt3(3)	86
		1,862	sch3(7)	1,862
			s.52	1
		65	sch3(8)	25
			s.49-sch4, pt3(3)	25
Total RTI		20,173		3,949
Department of Transport and Main Roads	IP	756	sch3(7)	9
			sch3(10)(1)(d)	3
			s.49-sch4	47
			s.52	6
			s.53(a)	12
Queensland Rail	IP	2,893	s.49-sch4, pt3(3)	633
		16	sch3, pt3(7)	12
			s.49-sch4, pt3(3)	12
		21	s.49-sch4, pt3(3)	16
			s.49-sch4, pt4(6)	16
Total IP		3,686		766
TOTAL		23,859		4,715

²⁵ CCTV clip

²⁶ CCTV clip

Table 4. Number of pages included in a disclosure log - section 8(d) RTI Regulation

PORTFOLIO/AGENCY	Total pages published to disclosure log
Department of Transport and Main Roads	9,806
Minister for Main Roads, Road Safety and Ports	115
Deputy Premier, Minister for Transport, Minister for Infrastructure, Local Government and Planning and Minister for Trade	734
North Queensland Bulk Ports Corporation Limited	1,881
TOTAL	12,536

Table 5. Number of deemed decisions, and decisions taken to have been made on internal review - section 8(e) RTI Regulation or section 6(d) IP Regulation

PORTFOLIO/AGENCY	Provision Invoked	No. of times
Gladstone Ports Corporation Limited	s.46 RTI	2
Queensland Rail	s.46 RTI	1
TOTAL		3

Table 6. Number of refusals of amendment - section 6(e) IP Regulation

There were no refusals to amend documents.

Table 7. Number of internal review applications - section 8(f) RTI Regulation or section 6(f) IP Regulation

PORTFOLIO/AGENCY	No. of internal reviews received	Internal review decision (i.e. upheld on review or varied on review)	If decision varied, how?	Exemption
Department of Transport and Main Roads	1-RTI	varied on review	additional documents located and released	
	1-RTI	varied on review	documents originally refused were released	
Ports North	8-RTI	upheld on review		s.49-sch4
	1-RTI	upheld on review		
Queensland Rail	1-RTI	upheld on review		sch3(7), s.47(3)(e), s.52
Total RTI	12			
Department of Transport and Main Roads	1-IP	upheld on review		sch3(10)
Minister for Transport and the Commonwealth Games	1-IP	upheld on review		s.52
Total IP	2			
TOTAL	14			

Table 8. Number of external review applications - section 8(g) RTI Regulation or section 6(g) IP Regulation

PORTFOLIO/AGENCY	No. of external reviews	Type of review	Decision	Act provision
Department of Transport and Main Roads	1-RTI	direct	withdrawn	
	3-RTI	preceding internal review	withdrawn	
	1-RTI	preceding internal review	upheld on review	
Queensland Rail	1-RTI	preceding internal review	under consideration by OIC	
TOTAL	6			

Table 9. Amount of fees and charges received under the RTI Act - section 8(j) RTI Regulation

PORTFOLIO/AGENCY	Application fees received	Processing charges received	Access charges received	Total received
		— \$ —		
Department of Transport and Main Roads	30,171.27	15,324.75	987.18	46,483.20
Minister for Main Roads, Road Safety and Ports	179.40	243.25	0.00	422.65
Minister for Transport and the Commonwealth Games	89.70	0.00	0.00	89.70
Deputy Premier, Minister for Transport, Minister for Infrastructure, Local Government and Planning and Minister for Trade	269.10	688.05	0.00	957.15
Gladstone Ports Corporation	89.70	0.00	0.00	89.70
Gold Coast Waterways Authority	44.85	0.00	0.00	44.85
North Queensland Bulk Ports Corporation Limited	179.40	615.50	35.00	829.90
Ports North	43.35	0.00	0.00	43.35
Queensland Rail	717.60	278.00	0.00	995.60
TOTAL	31,784.37	17,149.55	1,022.18	49,956.10

Table 10. Amount of charges received under the IP Act - section 6(j) IP Regulation

There were no charges received under the IP Act.

APPENDIX 19 – Queensland Treasury

Note: The Office of Fair and Safe Work Queensland transitioned from the Department of Justice and Attorney-General to Queensland Treasury on 1 July 2015. Due to the machinery-of-Government transition, which was finalised on 30 June 2016, statistics for Office of Industrial Relations have been incorporated into the Department of Justice and Attorney-General's figures for this reporting period.

Table 1. Number of access applications - section 8(a) RTI Regulation and section 6(a) IP Regulation (including IP amendment applications)

PORTFOLIO/AGENCY	Application type	Received	Transferred	Withdrawn	Finalised 30 June 2016
			— no. —		
Queensland Treasury	Access-RTI	44	0	2	40
Office of the Treasurer	Access-RTI	13	0	1	10
Motor Accident Insurance Commission (MAIC)	Access-RTI	1	0	0	1
Nominal Defendant	Access-RTI	1	0	0	1
Queensland Treasury Corporation (QTC)	Access-RTI	2	0	0	2
Total RTI Applications		61	0	3	54
Queensland Treasury	Access-IP	25	0	2	20
Board of Trustees of State Public Sector Super Fund (QSuper)	Access-IP	6	0	0	2
Motor Accident Insurance Commission (MAIC)	Access-IP	1	0	0	1
Queensland Treasury Corporation (QTC)	Access-IP	1	0	0	1
Total IP Applications		33	0	2	24
TOTAL APPLICATIONS		94	0	5	78

Table 2. Number of refusals to deal - section 8(b) RTI Regulation and section 6(b) IP Regulation

PORTFOLIO/AGENCY	Provision invoked	No. of times i.e. applications
Queensland Treasury	s.40 RTI	1
TOTAL		1

Table 3. Number of refusals of access - section 8(c) RTI Regulation and section 6(c) IP Regulation

PORTFOLIO/AGENCY	Application type RTI / IP	Pages considered	Provisions Invoked to refuse access	no. of times i.e. pages
Queensland Treasury	RTI	4,965	invoked	
			sch3(2)(1)(a)	223
			sch3(2)(1)(b)	742
			sch3(2)(1)(c)	7
			s.49-sch4	1,178
			sch3(1)	89
			sch3(7)	164
			s.53(d)	129
			sch3(3)(1)(e)	95
			sch3(6)(c)(i)	8
Office of the Treasurer	RTI	879	s.49-sch4	443
			sch3(6)(c)(i)	52
			sch3(2)(1)(b)	410
			sch3(7)	9
			sch3(8)(1)	8

PORTFOLIO/AGENCY	Application type RTI / IP	Pages considered	Provisions invoked to refuse access	
			invoked	no. of times i.e. pages
Office of the Treasurer (<i>cont'd</i>)	RTI		sch3(2)(1)(a)	201
Motor Accident Insurance Fund (MAIC)	RTI	2,190	s.53(a)	372
			sch3(2)(1)(a)	50
			sch3(2)(1)(b)	1,510
			sch3(2)(1)(c)	4
			sch3(4)	4
			sch3(6)(c)(i)	55
			sch3(7)	7
			s.49-sch4	242
Nominal Defendant	RTI	4	s.49-sch4	2
Queensland Treasury Corporation (QTC)	RTI	1,860	s.49-sch4	538
			s.53(d)	321
			sch2(2)(9)	18
			sch3(2)(1)(b)	862
Total RTI		9,898		7,743
Queensland Treasury	IP	1,415	sch3(10)(1)(a)	6
			sch3(10)(1)(f)	19
			s.49-sch4	56
			s.53(d)	9
			sch3(12)(1)	7
Queensland Treasury Corporation (QTC)	IP	108	full release	
Board of Trustees of State Public Sector Super Fund (QSuper)	IP	777	s.47(3)(d)	8
Total IP		2,300		105
TOTAL		12,198		7,848

Table 4. Number of pages included in a disclosure log - section 8(d) RTI Regulation

PORTFOLIO/AGENCY	Total pages published to disclosure log
Queensland Treasury	687
Office of the Treasurer	693
Board of Trustees of State Public Sector Super Fund (QSuper)	1
Motor Accident Insurance Fund (MAIC)	45
TOTAL	1,426

Table 5. Number of deemed decisions, and decisions taken to have been made on internal review - section 8(e) RTI Regulation or section 6(d) IP Regulation

There were no deemed decisions, and decisions taken to have been made on internal review.

Table 6. Number of refusals of amendment - section 6(e) IP Regulation

There were no refusals to amend documents.

Table 7. Number of internal review applications - section 8(f) RTI Regulation or section 6(f) IP Regulation

PORTFOLIO/AGENCY	No. of internal reviews received	Internal review decision (i.e. upheld on review or varied on review)	If decision varied, how?	Exemption
Queensland Treasury	1-RTI	varied on review	additional documents released which were originally refused	sch3(2)(1)(b)
Queensland Treasury Corporation (QTC)	1-RTI	upheld on review		
TOTAL	2			

Table 8. Number of external review applications - section 8(g) RTI Regulation or section 6(g) IP Regulation

PORTFOLIO/AGENCY	No. of external reviews	Type of review	Decision	Act provision
Queensland Treasury	1-RTI	direct	upheld on review	
	1-RTI	direct	decision varied	sch3(2)(1)(c)
	1-RTI	direct	settled outcome	
Board of Trustees of State Public Sector Super Fund (QSuper)	1-RTI	direct	decision varied	s.49
	1-RTI	direct	settled outcome	
Queensland Treasury Corporation (QTC)	1-RTI	preceding internal review	upheld on review	
Trade Investment Queensland	1-RTI	direct	settled outcome	
TOTAL	7			

Table 9. Amount of fees and charges received under the RTI Act - section 8(1)(j) RTI Regulation

PORTFOLIO/AGENCY	Application fees received	Processing charges received	Access charges received	Total received
		— \$ —		
Queensland Treasury	1,973.40	3,515.40	0.00	5,488.80
Office of the Treasurer	583.05	1,766.00	0.00	2,349.05
Motor Accident Insurance Fund (MAIC)	44.85	0.00	0.00	44.85
Nominal Defendant	44.85	0.00	0.00	44.85
Queensland Treasury Corporation (QTC)	89.70	1,232.80	0.00	1,322.50
TOTAL	2,735.85	6,514.20	0.00	9,250.05

Table 10. Amount of charges received under the IP Act - section 6(j) IP Regulation

There were no charges received under the IP Act.

APPENDIX 20 – Efforts to further the object of the RTI Act and IP Act

The tables below summarise the efforts made by State Government agencies during this reporting period which builds on efforts made in the previous year.

Efforts to further the objects of the legislation are required under section 8(k) of the RTI Regulation and section 6(k) of the IP Regulation.

Reference Table

Activity No.	Efforts to further the object of the RTI Act and IP Act
1	electronic processing of all RTI and IP applications using redaction technology
2	use of 'RTIPS' database for recording, tracking and reporting RTI and IP applications
3	use of 'CMS' case management system for recording, tracking and reporting RTI and IP applications
4	use of 'TRIM' eDRMS program across the agency to assist in meeting external recordkeeping and RTI obligations
5	requests for information recorded on central database for reporting and record management purposes
6	attendance by RTI/IP officers at internal RTI and IP training sessions
7	attendance by RTI/IP officers at external RTI and IP training sessions
8	attendance by Ministerial officers at internal RTI and IP training sessions
9	attendance by Ministerial officers at external RTI and IP training sessions
10	RTI and IP sessions included in induction sessions for new staff
11	ongoing RTI and IP information and training sessions for decision makers
12	online IP training module available to all staff on My HPW Intranet
13	online IP training module available to all staff via Evolve
14	online IP and RTI training modules available to staff on the OIC website
15	staff involvement in the RTI and IP Managers' Forums
16	representatives from the portfolio agencies attend the quarterly Portfolio Group meetings
17	RTI and IP policies, procedures, forms and fact sheets reviewed and amended
18	continued to implement, upgrade and support various administrative access schemes
19	continued to be proactive in the release of agency documents via the publication scheme and the disclosure log
20	conducted a process review to identify opportunities for efficiencies and improved accountability
21	use of correspondence templates in order to promote consistency and allow for more efficient processing of applications
22	officers engaged with applicants early in the processing cycle to clarify requests and offer advice
23	assistance given to members of the public when making applications or inquiries regarding RTI and IP
24	provided documents to applicants on CD-ROM, USB, hard copy or via email
25	increased flexibility offered to applicants for credit card payment
26	maintained and updated (when required) IP and RTI material on agency's internet, intranet, hyperlinks and WoG websites
27	OIC decisions regularly broadcast to officers within the RTI and Privacy Unit
28	promoted and participated in 'RTI Day'
29	promoted and participated in 'Privacy Awareness Week'

Portfolio	Activities described by the agency
Premier and Cabinet	<p>Department of the Premier and Cabinet</p> <ul style="list-style-type: none"> activity numbers 1, 2, 4-8, 10, 11, 14-29 apply <p>Office of the Premier and Minister for the Arts</p> <ul style="list-style-type: none"> activity numbers 1, 2, 4-8, 10, 11 and 14-29 apply Department of the Premier and Cabinet undertakes the processing and decision making for RTI and IP applications on behalf of the Premier and Minister for the Arts under a formal Deed of Direction and Authorisation <p>Office of the Queensland Parliamentary Counsel</p> <ul style="list-style-type: none"> activity numbers 4, 6, 10 and 16 apply RTI and IP applications are generally managed by the Department of the Premier and Cabinet and reported on their return accordingly. The Office of the Queensland Parliamentary Counsel has not received any new RTI or IP applications within this reporting period. <p>Public Service Commission</p> <ul style="list-style-type: none"> activity numbers 1, 2, 4, 5, 14, 16-19 and 21-29 apply Department of the Premier and Cabinet undertakes the processing and decision making for RTI and IP applications on behalf of the Public Service Commission via a shared service arrangement <p>Queensland Art Gallery</p> <ul style="list-style-type: none"> activity numbers 4, 5, 14, 18, 19 and 26 apply

Portfolio	Activities described by the agency
	<p>Queensland Audit Office</p> <ul style="list-style-type: none"> activity numbers 1, 5, 6, 10, 11, 17-24, 26, 27 and 29 apply Queensland Audit Office has developed its own RTI and IP training modules. These modules are completed yearly by decision-makers and RTI staff and completed every two years by all other staff. <p>Queensland Family and Child Commission</p> <ul style="list-style-type: none"> activity numbers 4, 17, 19, 21-23 and 26 apply officers refer to resources and decisions on the OIC website <p>Queensland independent Remuneration Tribunal</p> <ul style="list-style-type: none"> activity numbers 1, 2, 4-7, 10, 11 and 14-29 apply The Tribunal monitors and updates its website to ensure that the publication scheme is current, the website is up-to-date and information about the Tribunal and the work of the Tribunal is publicly accessible. Determinations and reasons and Annual Reports are released and made publicly available in accordance with the <i>Queensland Independent Remuneration Tribunal Act 2013</i>. The Tribunal has delegated the administration of all remaining RTI and IP matters to the Department of the Premier and Cabinet. <p>Queensland integrity Commissioner</p> <ul style="list-style-type: none"> activity numbers 7, 14, 15 and 18 apply <p>Queensland Museum</p> <ul style="list-style-type: none"> activity numbers 1, 4, 7, 10, 11, 14, 15 and 17-29 apply <p>Queensland Performing Arts Trust</p> <ul style="list-style-type: none"> activity numbers 4, 5, 19 and 21-27 apply Acquisition and development of Customer Relationship Management (CRM) system that will assist in managing customer personal information. One of the objectives of the CRM acquisition and development process is to ensure compliance with privacy obligations. inclusion of privacy clauses in contracts with external service providers <p>Queensland Theatre Company</p> <ul style="list-style-type: none"> activity number 5 applies new archival space created, ensuring all archives are centralised and storage and systems are monitored use of database – progressing with compliance for State Government's IS40
Aboriginal and Torres Strait islander Partnerships	<p>Department of Aboriginal and Torres Strait islander Partnerships</p> <ul style="list-style-type: none"> activity numbers 1, 5, 6, 11, 14, 15 and 17-29 apply use of 'Resolve' case management system for recording, tracking and reporting RTI and IP applications online RTI and IP training module available to all staff via iLearn met with Lotus Place representatives with a view to understanding their service's needs in respect to their clients' applications <p>Minister for Aboriginal and Torres Strait islander Partnerships</p> <ul style="list-style-type: none"> activity numbers 1, 5-7, 11, 14, 15 and 17-27 apply use of 'Resolve' case management system for recording, tracking and reporting RTI and IP applications online RTI and IP training module available to all staff via iLearn <p>Family Responsibilities Commission</p> <ul style="list-style-type: none"> activity numbers 5, 7, 10, 11, 14, 17-24, 26, 27 and 29 apply <p>islanders Board of industry and Service</p> <ul style="list-style-type: none"> activity numbers 3, 6, 10, 11, 23 and 24 apply confidentiality and privacy matters form part of the Board's code of conduct
Agriculture and Fisheries	<p>Department of Agriculture and Fisheries</p> <p>Activities applicable to the Department and Minister for Agriculture and Fisheries</p> <ul style="list-style-type: none"> activity numbers 1, 2, 5, 7, 9-11, 14, 15 and 17-29 apply <p>Queensland Rural Adjustment Authority</p> <ul style="list-style-type: none"> activity numbers 7, 10, 11, 15, 18-24, 26, 27 and 29 apply
Communities, Child Safety and Disability Services	<p>Department of Communities, Child Safety and Disability Services</p> <p>Activities applicable to the Department and Minister for Communities, Women and Youth, Minister for Child Safety and Minister for the Prevention of Domestic and Family Violence</p> <ul style="list-style-type: none"> activity numbers 1, 5-7, 11, 14, 15 and 17-29 apply

Portfolio	Activities described by the agency
	<ul style="list-style-type: none"> • use of 'Resolve' case management system for recording, tracking and reporting RTI and IP applications • online RTI and IP training module available to all staff via iLearn • consultation with CREATE Foundation and Lotus Place with a view to understanding their services' needs in respect to their clients' applications • commenced the development of a new administrative access scheme to meet the requirements under the Redress Scheme <p>Minister for Disability Services, Minister for Seniors and Minister Assisting the Premier on North Queensland</p> <ul style="list-style-type: none"> • activity numbers 1, 5-7, 11, 14, 15 and 17-29 apply • use of 'Resolve' case management system for recording, tracking and reporting RTI and IP applications • online RTI and IP training module available to all staff via iLearn <p>Minister for Communities, Women and Youth, Minister for Child Safety and Minister for Multicultural Affairs Minister for Employment and Industrial Relations, Minister for Racing and Minister for Multicultural Affairs²⁷</p> <ul style="list-style-type: none"> • activity numbers 1, 5-7, 11, 14, 15 and 17-27 apply • use of 'Resolve' case management system for recording, tracking and reporting RTI and IP applications • online RTI and IP training module available to all staff via iLearn
Education and Training	<p>Department of Education and Training</p> <p>Activities applicable to the Department, including the Minister for Education and the Non-State School Accreditation Board</p> <ul style="list-style-type: none"> • activity numbers 1-7, 10, 11 and 14-29 apply • training module "Keys to Managing Information" available to staff when completing mandatory online induction <p>Central Queensland University</p> <ul style="list-style-type: none"> • activity numbers 1, 4-6, 14, 17-24, 26 and 27 apply • induction currently under review <p>Griffith University</p> <ul style="list-style-type: none"> • activity numbers 1, 3-6, 10, 11, 14 and 17-29 apply <p>James Cook University</p> <ul style="list-style-type: none"> • activity numbers 1, 4, 19 and 21-26 apply <p>Queensland University of Technology (QUT)</p> <ul style="list-style-type: none"> • activity numbers 1, 4, 7, 12, 14, 15, 17-19, 21-27 and 29 apply • attendance by RTI and IP officers at workshops organised by the OIC on Privacy Impact Assessments • QUT's online information privacy awareness training updated and incorporated into a suite of training for QUT officers • development of Information Asset Management policy • development of Information Asset Register for publishing on QUT website <p>University of Queensland</p> <ul style="list-style-type: none"> • activity numbers 1, 4, 5, 7, 11, 15, 17-19 and 21-27 apply <p>University of Southern Queensland (USQ)</p> <ul style="list-style-type: none"> • activity numbers 5, 7, 10, 14, 17-27 and 30 apply • use of Microsoft Excel for recording, tracking and reporting RTI and IP applications • upgraded to Records Manager in April 2016 to assist in meeting external recordkeeping and RTI obligations • regular reporting to Audit and Risk Committee • online mandatory induction program <i>RTI and IP Compliance</i> for all USQ employees <p>University of the Sunshine Coast</p> <ul style="list-style-type: none"> • activity numbers 6, 7, 10, 11, 15, 17-24, 26 and 29 apply • use of RecFind across the university to assist in meeting external recordkeeping and RTI obligations <p>Queensland College of Teachers</p> <ul style="list-style-type: none"> • activity numbers 4-6, 10, 14, 18, 19, 22, 23, 26 and 27 apply

²⁷ effective from 8 December 2015

Portfolio	Activities described by the agency
	<p>Queensland Curriculum and Assessment Authority</p> <ul style="list-style-type: none"> activity numbers 1, 4, 7, 10, 11, 14, 15 and 17-29 apply <p>Queensland Training Assets Management Authority</p> <ul style="list-style-type: none"> activity numbers 5 and 21-24 apply <p>TAFE Queensland</p> <ul style="list-style-type: none"> activity numbers 4-7, 10, 14, 15, 17-24 and 26-29 apply TAFE Queensland have tailored OIC's training for internal use RTI/IP officers undertake OIC's online training Privacy Policy published in November 2015 HP Records Manager used across TAFE Queensland when handling Administrative Access applications <p>Training Ombudsman</p> <ul style="list-style-type: none"> activity numbers 5 and 21 apply
Energy and Water Supply	<p>Department of Energy and Water Supply</p> <p>Activities applicable to the Department; Minister for Energy, Biofuels and Water Supply²⁸; and Minister for Energy and Water Supply²⁹</p> <ul style="list-style-type: none"> activity numbers 1, 2, 5, 7, 9, 10, 14, 15 and 17-29 apply <p>ENERGEX</p> <ul style="list-style-type: none"> activity numbers 1, 5, 7, 14, 18, 19, 21-27 and 29 apply <p>Energy and Water Ombudsman Queensland</p> <ul style="list-style-type: none"> activity numbers 1-3, 5-7, 10, 11, 14, 16-24 and 26-29 apply <p>Queensland Bulk Water Supply Authority (trading as Seqwater)</p> <ul style="list-style-type: none"> activity numbers 1, 4, 5, 10, 11, 14, 17-27 and 29 apply <p>Queensland Electricity Transmission Corporation Limited (Powerlink Queensland)</p> <ul style="list-style-type: none"> activity numbers 5, 6, 10, 11, 18, 19 and 21-27 apply <p>Queensland Urban Utilities</p> <ul style="list-style-type: none"> activity numbers 1, 3-5, 7, 11, 14 and 17-28 apply <p>SunWater Limited</p> <ul style="list-style-type: none"> activity numbers 1, 5-8, 10, 11, 17-24, 26 and 27 apply use of eDocs for recording, tracking and reporting RTI and IP applications use of eDocs eDRMS program across the agency to assist in recordkeeping and RTI obligations <p>Unity Water</p> <ul style="list-style-type: none"> activity numbers 5, 6, 14, 19, 21-24, 28 and 29 apply
Environment and Heritage Protection	<p>Department of Environment and Heritage Protection</p> <p>Activities applicable to the Department and Minister for Environment and Heritage Protection</p> <ul style="list-style-type: none"> activity numbers 1, 2, 5, 7, 9-11, 14, 15 and 17-29 apply
Health	<p>Queensland Health</p> <ul style="list-style-type: none"> activity numbers 1, 3-8, 10, 11 and 14-29 apply key drivers for Open Data strategy for department <p>Minister for Health and Minister for Ambulance Services</p> <ul style="list-style-type: none"> activity numbers 1, 3-8, 10, 11 and 14-29 apply <p>Cairns and Hinterland Hospital and Health Service</p> <ul style="list-style-type: none"> activity numbers 1, 5, 6, 10, 11, 14, 15, 17-19, 21-23 and 25-29 apply provided documents to applicants on CD-ROM, hard copy or via email <p>Central Queensland Hospital and Health Service</p> <ul style="list-style-type: none"> activity numbers 1, 5-7, 10, 11, 14, 15 and 17-29 apply <p>Central West Hospital and Health Service</p> <ul style="list-style-type: none"> activity numbers 6, 10, 14, 15, 18-26, 28 and 29 apply administrative access applications recorded on central database for reporting and record management purposes

²⁸ effective from 8 December 2015

²⁹ up to 7 December 2015

Children's Health Queensland Hospital and Health Service***Lady Cilento Children's Hospital***

- activity numbers 1, 2, 5-7, 10-15, 17-26, 28 and 29 apply
- use of 'Medlegal' database to assist in meeting external recordkeeping and RTI obligations

Darling Downs Hospital and Health Service

- activity numbers 1, 5-7, 11, 14, 15, 17-26 and 29 apply

Goid Coast Hospital and Health Service

- activity numbers 1, 2, 5, 7, 11, 14, 17-29 apply

Mackay Hospital and Health Service

- activity numbers 1, 4, 6, 7, 11, 14, 17-27 and 29 apply

Metro North Hospital and Health Service***Metro North***

- activity numbers 1-7, 10-12, 14, 15 and 17-29 apply
- use of 'Respond' database for recording, tracking and reporting RTI and IP applications
- monthly meetings of the Information Access Committee comprising all decision makers from all facilities within Metro North Hospital and Health Service. Purpose of meetings is to standardise procedures and exchange information.

Redcliffe-Caboolture***Caboolture and Kilooy Hospitals and Woodford Prison***

- activity numbers 1, 5, 6, 10, 11, 15, 17-19 and 21-29 apply

Redcliffe Hospital

- activity numbers 1, 5, 6, 10, 11, 15, 17-19 and 21-29 apply

Royal Brisbane and Women's Hospital

- activity numbers 1-7, 10-12, 14, 15 and 17-29 apply
- use of 'Respond' database for recording, tracking and reporting RTI and IP applications
- monthly meetings of the Information Access Committee comprising all decision makers from all facilities within Metro North Hospital and Health Service. Purpose of meetings is to standardise procedures and exchange information

The Prince Charles Hospital

- activity numbers 1, 5, 11, 14, 17-27 and 29 apply

Metro South Hospital and Health Service***Bayside - Redland Hospital***

- activity numbers 1, 2, 5, 6, 10, 11, 14, 17, 18, 21-25 and 29 apply

Logan-Beaudesert

- activity numbers 1, 6, 7, 10-14 and 17-29 apply

Princess Alexandra Hospital

- activity numbers 1, 2, 5-7, 10, 11, 14, 15, 17-23, 25-27 and 29 apply
- use of 'Respond' database for recording, tracking and reporting RTI and IP applications
- provided documents to applicants on CD-ROM, hard copy or via email

QEII Hospital

- activity numbers 1, 2, 5-7, 11, 14, 15, 17-23 and 25-27 apply
- use of 'Respond' database for recording, tracking and reporting RTI and IP applications
- RTI and IP information sessions delivered to different departments on an adhoc basis
- provided documents to applicants on CD-ROM, hard copy or via email

North West Hospital and Health Service

- activity numbers 1, 5, 6, 14, 17, 20, 23 and 24 apply

South West Hospital and Health Service

- activity numbers 1, 7, 10, 11, 17, 18, 20-24 and 29 apply

Sunshine Coast Hospital and Health Service

- activity numbers 1, 5-7, 11, 14, 16, 18, 19 and 21-29 apply

Portfolio	Activities described by the agency
	<p>Torres and Cape Hospital and Health Service</p> <ul style="list-style-type: none"> activity numbers 5-7, 10, 11, 14, 15, 17-26, 28 and 29 apply <p>Townsville Hospital and Health Service</p> <ul style="list-style-type: none"> activity numbers 1, 5, 7, 10, 14 and 17-29 apply <p>West Moreton Hospital and Health Service</p> <ul style="list-style-type: none"> activity numbers 1, 5, 6, 10, 11, 14, 17-27 and 29 apply <p>Wide Bay Hospital and Health Service Bundaberg and North Burnett</p> <ul style="list-style-type: none"> activity numbers 1, 7, 11, 14, 17, 18, 21-25 and 27-29 apply <p>Fraser Coast</p> <ul style="list-style-type: none"> activity numbers 1, 6, 17, 18, 21-26 and 29 apply <p>Office of the Health Ombudsman</p> <ul style="list-style-type: none"> activity numbers 1, 4-6, 15, 17 and 20-24 apply
Housing and Public Works	<p>Department of Housing and Public Works</p> <ul style="list-style-type: none"> activity numbers 1, 2, 4-8, 10-12, 14-24 and 26-29 apply <p>Minister for Housing and Public Works</p> <ul style="list-style-type: none"> activity numbers 1, 2, 4, 5, 8, 10, 12, 14, 23, 24, 26, 28 and 29 apply Manager, RTI and Information Privacy is the delegated decision-maker for all access and amendment applications made to the Minister's office <p>Board of Architects of Queensland</p> <ul style="list-style-type: none"> activity numbers 5, 6, 14, 18-24, 28 and 29 apply <p>Board of Professional Engineers of Queensland</p> <ul style="list-style-type: none"> activity numbers 1, 5, 7, 11, 12, 14, 17, 18, 21-25 and 27 apply <p>Queensland Building and Construction Commission</p> <ul style="list-style-type: none"> activity numbers 1, 2, 4-7, 10-11, 14, 15 and 17-29 apply <p>Residential Tenancies Authority</p> <ul style="list-style-type: none"> activity numbers 1, 5, 7, 10, 11, 14, 15, 17-19, 21-23 and 26-29 apply
Infrastructure, Local Government and Planning	<p>Department of Infrastructure, Local Government and Planning</p> <p>Activities applicable to the Department and Minister for Infrastructure, Local Government and Planning</p> <ul style="list-style-type: none"> activity numbers 1, 2, 4-7, 14, 15, 17 and 19-29 apply <p>Trade and Investment Queensland</p> <ul style="list-style-type: none"> activity numbers 1, 2, 4-7, 14, 15, 17 and 19-29 apply <p>Balonne Shire Council</p> <ul style="list-style-type: none"> activity numbers 5-7, 10, 14 and 17-28 apply electronic processing of all RTI and IP applications using redaction technology – acquired in May 2016 use of eDRMS program across the agency to assist in meeting external recordkeeping and RTI obligations <p>Brisbane City Council</p> <ul style="list-style-type: none"> activity numbers 1, 2, 4, 5, 7, 11, 15 and 17-29 apply <p>Burdekin Shire Council</p> <ul style="list-style-type: none"> activity numbers 1, 4, 5, 10, 14, 17, 19 and 22-26 apply <p>Cairns Regional Council</p> <ul style="list-style-type: none"> activity numbers 1, 5, 6, 10, 11, 14 and 17-27 apply use of eDocs across the agency to assist in meeting external recordkeeping and RTI obligations <p>Central Highlands Regional Council</p> <ul style="list-style-type: none"> activity numbers 1, 5-7, 17, 18 and 21-27 apply <p>Croydon Shire Council</p> <ul style="list-style-type: none"> activity numbers 1, 4, 5, 10, 11 and 18-27 apply use of InfoXpert records management system across the agency to assist in meeting external recordkeeping and RTI obligations

Douglas Shire Council

- activity numbers 5, 10, 17, 18, 21, 22, 24 and 26 apply

Etheridge Shire Council

- activity numbers 4, 5, 11, 14, 17-26 and 29 apply

Flinders Shire Council

- activity numbers 4, 14 and 17-27 apply

Fraser Coast Regional Council

- activity numbers 1, 5, 11, 14, 17-19, 21-27 and 29 apply

Gladstone Regional Council

- activity numbers 1, 5, 11, 12 and 21-29 apply
- participation by RTI/IP officers (via conference call) - IP and RTI training

Goid Coast City Council

- activity numbers 1, 5, 7, 10, 11, 14, 15, 17-19 and 22-27 apply

Gympie Regional Council

- activity numbers 1, 5-7, 14, 15, 17-19, 21-27 and 29 apply
- use of InfoXpert Records Management System across the agency to assist in meeting external recordkeeping and RTI obligations

Ipswich City Council

- activity numbers 1, 2, 5-7, 10, 11 and 14-29 apply

Isaac Regional Council

- activity numbers 1, 5, 6, 14 and 17-27 apply
- electronic processing of all RTI and IP applications using PDF Pro
- InfoXpert is utilised for electronic processing of all RTI and IP applications, recordkeeping, tracking and reporting purposes

Livingstone Shire Council

- activity numbers 1, 5-7, 10, 11, 14, 17, 18 and 20-29 apply
- use of 'Pathways' system and ECM to record, track and report RTI and IP applications

Lockyer Valley Regional Council

- activity numbers 4-6, 11, 14, 17-19, 21-27 and 29 apply

Logan City Council

- activity numbers 1, 2, 5-7, 11, 14, 15, 17-19 and 21-29 apply
- use of DM across the agency to assist in meeting external recordkeeping and RTI obligations

Mackay Regional Council

- activity numbers 1, 5-7, 11, 12, 14 and 17-29 apply

Maranoa Regional Council

- activity numbers 1, 4, 10, 14, 21, 22 and 25 apply

Mareeba Shire Council

- activity numbers 1, 5, 10, 11, 14, 18, 19 and 21-26 apply

Moreton Bay Regional Council

- activity numbers 1, 5, 7, 14, 17-27 and 29 apply
- attend and promote the continuation of the local government meetings for RTI/IP practitioners

Noosa Shire Council

- activity numbers 1, 3, 5, 6, 11, 12, 14 and 17-27 apply

Quilpie Shire Council

- activity numbers 5, 6, 11, 14, 17-19, 23, 26, 28 and 29 apply

Rediand City Council

- activity numbers 1, 2, 5-7, 10, 11, 14, 15, 17-27 and 29 apply
- eDRMS program in place for recording, tracking and reporting RTI and IP applications

Portfolio	Activities described by the agency
	<p>Rockhampton Regional Council</p> <ul style="list-style-type: none"> activity numbers 1, 2, 6, 10, 11, 14, 17-27 and 29 apply <p>Scenic Rim Regional Council</p> <ul style="list-style-type: none"> activity numbers 1, 5-7, 10, 11, 14, 15, 17-19 and 21-28 apply <p>South Burnett Regional Council</p> <ul style="list-style-type: none"> activity numbers 1, 5, 7, 10, 11, 14 and 17-29 apply use of Technology One for recording, tracking and reporting RTI and IP applications use of ECM to assist in meeting external recordkeeping and RTI obligations <p>Southern Downs Regional Council</p> <ul style="list-style-type: none"> activity numbers 1, 4-7, 10, 11, 17-19, 22-27 and 29 apply <p>Sunshine Coast Regional Council</p> <ul style="list-style-type: none"> activity numbers 1, 2, 4, 5, 7, 10, 18, 19 and 21-27 apply maintained an Open Data portal and increased the amount of data available to the public as part of the portal <p>Tablelands Regional Council</p> <ul style="list-style-type: none"> activity numbers 1, 5, 10, 11, 14, 15 and 17-29 apply <p>Toowoomba Regional Council</p> <ul style="list-style-type: none"> activity numbers 1, 4, 5, 17, 19, 21-27 and 29 apply <p>Townsville City Council</p> <ul style="list-style-type: none"> activity numbers 1, 4-6, 10, 14, 15, 17 and 21-27 apply <p>Western Downs Regional Council</p> <ul style="list-style-type: none"> activity numbers 1, 5, 6, 10, 14, 15, 17-19, 21-26 and 29 apply use of ECM across the agency to assist in meeting external recordkeeping and RTI obligations IP and RTI training modules available to staff via the Council's online learning management system <p>Whitsunday Regional Council</p> <ul style="list-style-type: none"> activity numbers 1, 5, 14 and 17-29 apply use of Microsoft Excel spreadsheet for recording, tracking and reporting RTI and IP applications RTI and IP sessions to be included in induction sessions for new staff
Justice and Attorney-General	<p>Department of Justice and Attorney-General</p> <p>Activities applicable to the Department; Attorney-General and Minister for Justice and Minister for Training and Skills; and Minister for Corrective Services</p> <ul style="list-style-type: none"> activity numbers 1, 3, 5-7, 10, 11, 13-17 and 19-29 apply ongoing RTI and IP training sessions for departmental staff RTI and IP modules incorporated into the Custodial Officer Entry Program <p>Anti-Discrimination Commission Queensland</p> <ul style="list-style-type: none"> activity numbers 10, 14-19, 22-24, 26 and 29 apply <p>Crime and Corruption Commission</p> <ul style="list-style-type: none"> activity numbers 1, 4-6, 14, 16-19 and 21-29 apply <p>Electoral Commission of Queensland</p> <ul style="list-style-type: none"> activity numbers 5-7, 11, 14, 16-19 and 21-29 apply <p>Legal Aid Queensland</p> <ul style="list-style-type: none"> activity numbers 1, 4, 5, 7, 10-12, 14-27 and 29 apply <p>Legal Practitioners Admissions Board</p> <ul style="list-style-type: none"> activity numbers 5, 6, 10, 11, 14, 17-19, 22, 23, 25 and 26 apply <p>Legal Services Commission</p> <ul style="list-style-type: none"> activity numbers 3, 5, 17, 19-23 and 26 apply <p>The Public Trustee of Queensland</p> <ul style="list-style-type: none"> activity numbers 6, 7, 10, 13, 15, 16, 18, 19 and 21-29 apply <p>Queensland Industrial Relations Commission</p> <ul style="list-style-type: none"> activity numbers 5, 6, 13, 23 and 26 apply

Portfolio	Activities described by the agency
	<p>QLeave</p> <ul style="list-style-type: none"> internal training of staff, annual refresher program for RTI and IP <p>Queensland Law Reform Commission</p> <ul style="list-style-type: none"> activity numbers 13, 23, 26 and 29 apply <p>Queensland Law Society</p> <ul style="list-style-type: none"> activity numbers 5-7, 10, 11, 14, 16-19, 21-26, 28 and 29 apply <p>Queensland Ombudsman</p> <ul style="list-style-type: none"> activity numbers 1, 4-7, 10, 11, 14, 17-19 and 21-29 apply <p>WorkCover Queensland</p> <ul style="list-style-type: none"> activity numbers 1, 5, 6, 10, 11, 14, 17, 18, 21-24, 26, 27 and 29 apply
National Parks, Sport and Racing	<p>Department of National Parks, Sport and Racing</p> <p>Activities applicable to the Department; Minister for National Parks and the Great Barrier Reef; Minister for Sport and Racing³⁰, and Minister for Sport³¹</p> <ul style="list-style-type: none"> activity numbers 1, 2, 5, 7, 9-11, 14, 15 and 17-29 apply <p>Stadiums Queensland</p> <ul style="list-style-type: none"> activity numbers 1, 4, 5, 7, 10, 11, 15, 17, 19, 26 and 29 apply <p>Mount Gravatt Showgrounds Trust</p> <ul style="list-style-type: none"> activity numbers 10, 11, 18 and 21 apply improved information management processes improved publicly available information on the Trust
Natural Resources and Mines	<p>Department of Natural Resources and Mines</p> <p>Activities applicable to the Department and Minister for Natural Resources and Mines</p> <ul style="list-style-type: none"> activity numbers 1, 2, 5, 7-11, 14, 15 and 17-29 apply <p>Gladstone Area Water Board</p> <ul style="list-style-type: none"> activity numbers 1, 5, 10, 11, 14, 17, 19-24 and 26 apply use of 'INX' database for recording, tracking and reporting RTI and IP applications transitioning to new document management system to assist in meeting external recordkeeping and RTI obligations review of induction material for RTI and IP <p>Mount Isa Water Board</p> <ul style="list-style-type: none"> activity numbers 1, 10, 14, 21-24, 26 and 28 apply <p>Valuers Registration Board of Queensland</p> <ul style="list-style-type: none"> activity numbers 5, 14, 17, 18 and 21-26 apply
Police Service	<p>Queensland Police Service</p> <p>Activities applicable to the Queensland Police Service; Minister for Police, Fire and Emergency Services; and Office of the Inspector-General Emergency Management</p> <ul style="list-style-type: none"> activity numbers 1, 2, 5-7, 10, 11, 14, 15 and 17-29 apply <p>Public Safety Business Agency</p> <ul style="list-style-type: none"> activity numbers 1, 2, 5-7, 10, 11, 14, 15 and 17-29 apply <p>Queensland Fire and Emergency Services</p> <ul style="list-style-type: none"> activity numbers 1, 2, 5-7, 10, 11, 14, 15 and 17-29 apply
Science, Information Technology and Innovation	<p>Department of Science, Information Technology and Innovation</p> <ul style="list-style-type: none"> activity numbers 1, 2, 5, 7, 11, 14, 15 and 17-29 apply <p>Minister for Innovation, Science and the Digital Economy and Minister for Small Business</p> <ul style="list-style-type: none"> activity numbers 1, 2, 5, 7, 10, 11, 14, 15 and 17-29 apply <p>State Library of Queensland</p> <ul style="list-style-type: none"> activity numbers 1, 5-7, 10, 15 and 17-29 apply use of Recfind V6 State Library of Queensland eDRMS

³⁰ up to 7 December 2015

³¹ effective from 8 December 2015

Portfolio	Activities described by the agency
State Development	Department of State Development Activities applicable to the Department; Minister for State Development; and GasFields Commission Queensland <ul style="list-style-type: none"> activity numbers 1, 2, 4-7, 14, 15, 17 and 19-29 apply
Tourism, Major Events, Small Business and the Commonwealth Games	The Department of Tourism, Major Events, Small Business and the Commonwealth Games Activities applicable to the Department; Minister for Tourism and Major Events³²; Minister for Small Business; and Minister for Transport and the Commonwealth Games³³ <ul style="list-style-type: none"> activity numbers 1, 2, 5, 7, 9-11, 14, 15 and 17-29 apply Gold Coast 2018 Commonwealth Games Corporation <ul style="list-style-type: none"> activity numbers 1, 5, 6, 14, 17, 19-23 and 27 apply Tourism and Events Queensland <ul style="list-style-type: none"> activity numbers 4, 6-8, 11, 14, 19 and 21-26 apply
Transport and Main Roads	Department of Transport and Main Roads Activities applicable to the Department; Deputy Premier, Minister for Transport, Minister for Infrastructure, Local Government and Planning and Minister for Trade³⁴; Minister for Main Roads, Road Safety and Ports; and Minister for Transport and the Commonwealth Games <ul style="list-style-type: none"> activity numbers 1, 2, 4-7, 11, 14-16, 18-24 and 26-29 apply Gladstone Ports Corporation <ul style="list-style-type: none"> activity numbers 5-11, 14, 15, 17 and 20-27 apply Gold Coast Waterways Authority <ul style="list-style-type: none"> activity numbers 1, 2, 4, 5, 7, 11, 14, 16-18, 20-24 and 26-29 apply use of Microsoft Excel spreadsheet for recording, tracking and reporting RTI and IP applications North Queensland Bulk Ports Corporation Limited <ul style="list-style-type: none"> activity numbers 1, 4-6, 10, 11 and 17-26 apply Port of Townsville Limited <ul style="list-style-type: none"> activity numbers 10, 11, 17-21, 23 and 29 apply compliance with Government Owned Corporations publication scheme requirements Queensland Rail <ul style="list-style-type: none"> activity numbers 1, 4-11, 14, 15, 17, 18, 20-24 and 26-29 apply in the process of installing 'RTIPS' currently using internal system for recording, tracking and reporting RTI and IP applications
Treasury	Queensland Treasury Activities applicable to the Department; Queensland Treasurer; Board of Trustees of State Public Sector Super Fund (QSuper); Motor Accident Insurance Commission (MAIC); Nominal Defendant; and Queensland Treasury Corporation (QTC) <ul style="list-style-type: none"> activity numbers 1, 5-7, 10, 11, 14-16, 19-24 and 26-29 apply use of TRAMS database for recording, tracking and reporting RTI and IP applications subscription service for members of the public for disclosure log updates the manager is a member of the Steering Committee Review of the RTI and IP Acts

³² effective from 8 December 2015

³³ activities only relate to the Commonwealth Games portfolio

³⁴ up to 7 December 2015

APPENDIX 21 – Regulations

Right to Information Regulation 2009

Section 8 Report to Assembly on Act's operation – Act, section 185

- (1) For section 185(2) of the Act, details of the following matters must be included in a report under section 185(1) of the Act in relation to the financial year to which the report relates:
- (a) the number of access applications received by each agency or Minister;
 - (b) for each agency or Minister –
 - (i) the number of refusals to deal with an access application under section 40 of the Act; and
 - (ii) the number of refusals to deal with an access application under section 41 of the Act; and
 - (iii) the number of refusals to deal with an access application under section 43 of the Act;
 - (c) for each agency or Minister – the number of refusals of access under each paragraph of section 47(3) of the Act and any other particular provision of the Act relevant to the refusal;
 - (d) for each agency or Minister – the number of documents included in a disclosure log under section 78 of the Act;
 - (e) for each agency or Minister –
 - (i) the number of deemed decisions under section 46 of the Act; and
 - (ii) the number of decisions on internal review taken to have been made under section 83(2) of the Act;
 - (f) for each agency or Minister –
 - (i) the number of internal review applications received; and
 - (ii) for each application, whether the decision on the internal review was different from the decision subject to internal review, and how it was different;
 - (g) for each agency or Minister –
 - (i) the number of external review applications made in relation to a decision of the agency or Minister; and
 - (ii) the number of external review applications where there was no preceding internal review application to the agency or Minister; and
 - (iii) the number of decisions on external review that affirmed the decision of the agency or Minister; and
 - (iv) the number of decisions on external review that varied the decision of the agency or Minister; and
 - (v) the number of decisions on external review that set aside the decision of the agency or Minister and made another decision in substitution for the decision of the agency or Minister;
 - (h) any disciplinary action taken against an officer in relation to the administration of the Act;

- (i) any proceedings brought for an offence against section 175(1) or (3) of the Act;
- (j) for each agency or Minister – the amount of fees and charges received under the Act;
- (k) any other relevant fact indicating an effort by an agency or Minister to further the object of the Act.

Information Privacy Regulation 2009

Section 6 Report to Assembly on Act's operation – Act, section 194

For section 194(2) of the Act, details of the following matters must be included in a report under section 194(1) of the Act in relation to the financial year to which the report relates -

- (a) the number of access applications and amendment applications received by each agency or Minister;
- (b) for each agency or Minister –
 - (i) the number of refusals to deal with an access application under section 59 of the Act; and
 - (ii) the number of refusals to deal with an access or amendment application under section 60 of the Act; and
 - (iii) the number of refusals to deal with an access application under section 62 of the Act; and
 - (iv) the number of refusals to deal with an amendment application under section 63 of the Act;
- (c) for each agency or Minister – the number of refusals of access under each paragraph of section 47(3) of the Right to Information Act, as applied by section 67 of the Act, and any other particular provision of the Right to Information Act relevant to the refusal;
- (d) for each agency or Minister –
 - (i) the number of deemed decisions under section 66 and 71 of the Act; and
 - (ii) the number of decisions on internal review taken to have been made under section 97(2) of the Act;
- (e) for each agency or Minister – the number of refusals of amendment under each provision of section 72(1) of the Act;
- (f) for each agency or Minister –
 - (i) the number of internal review applications received; and
 - (ii) for each application, whether the decision on the internal review was different from the decision subject to internal review, and how it was different;
- (g) for each agency or Minister –
 - (i) the number of external review applications made in relation to a decision of the agency or Minister; and
 - (ii) the number of external review applications where there was no preceding internal review application to the agency or Minister; and

- (iii) the number of decisions on external review that affirmed the decision of the agency or Minister; and
 - (iv) the number of decisions on external review that varied the decision of the agency or Minister; and
 - (v) the number of decisions on external review that set aside the decision of the agency or Minister and made another decision in substitution for the decision of the agency or Minister;
- (h) any disciplinary action taken against an officer in relation to the administration of the Act;
 - (i) any proceedings brought for an offence against section 184(1) or (3) of the Act;
 - (j) for each agency or Minister – the amount of charges received under the Act;
 - (k) any other relevant fact indicating an effort by an agency or Minister to further the object of the Act.

Notes about Appendices 1 to 19

Deletion where no data returned

Where an agency has submitted a 'nil return' the line has been deleted from the table.

Disclosure logs section 8(d) RTI Regulation

Not all documents considered will be published on a disclosure log.

Section 78 of the RTI Act applies if a person makes a valid access application to a department or a Minister. Section 78A applies if a person makes a valid access application to another agency, e.g. statutory authority.

Section 78B(1) states –

An agency maintaining a disclosure log must ensure the disclosure log complies with any guidelines published by the Minister on the Minister's website (to the extent the guidelines are consistent with this Act).

Section 78B(2) states –

Without limiting subsection (1), an agency must delete from any document or information included in a disclosure log under section 78 or 78A, any information (including an individual's name) –

- (a) the publication of which is prevented by law; or*
- (b) that may be defamatory; or*
- (c) that, if included in the disclosure log, would unreasonably invade an individual's privacy; or*
- (d) that is, or allows to be ascertained, information –*
 - (i) of a confidential nature that was communicated in confidence by a person other than the agency; or*
 - (ii) that is protected from disclosure under a contract; or*
- (e) that, if included in the disclosure log, would cause substantial harm to an entity.*

Total pages published to an agency's disclosure log for the period 1 July 2015 to 30 June 2016 is outlined in Table 4 for each individual agency.

Recording refusal of access – section 8(c) RTI Regulation and section 6(c) IP Regulation

Section 47(3)(a) of the RTI Act provides that access to a document may be refused to the extent the document comprises exempt information under section 48. Section 48(4) of the RTI Act (exempt information) defines exempt information as information that is exempt information under Schedule 3. Refusals of access to exempt information may therefore be recorded as either refusals under section 48 or Schedule 3.

Section 47(3)(b) provides that access to a document may be refused to the extent the document comprises information the disclosure of which will be contrary to the public interest under section 49. Schedule 4 then sets out the factors for deciding the public interest. Refusals of access to 'contrary to the public interest' information may therefore be recorded as either refusals under section 49 or Schedule 4.