

**Public Report of Ministerial Expenses  
For the Period 1/07/2016 to 31/12/2016**

Basis of Preparation

This report has been prepared on an accrual basis in accordance with the requirements of Part 2 s.12 of the Financial Accountability Act 2009 (the Act) and is consistent with the form contained in the Queensland Ministerial Handbook.

As required by s.15 of the Act, the report will be tabled in the Legislative Assembly for use by the Parliament.

Certificate of the Director-General

I certify that, in my opinion, the Public Report of Ministerial Expenses set out on pages 1 to 25 is an accurate report of expenditure for ministerial offices for the period 1 July 2016 to 31 December 2016



Hon. A. Palaszczuk, MP

Premier

28/02/2017



Dave Stewart

Director General

20217


**Public Report of Office Expenses  
Ministerial Offices Total**

**For the Period 01/07/2016 to 31/12/2016**

	<b>Ministers</b>	<b>Staff</b>	<b>Office</b>	<b>Total</b>
	<b>\$</b>	<b>\$</b>	<b>\$</b>	<b>\$</b>
<b><u>Salaries and Related Payments</u></b>				
Salaries and Employee Expenses		10,579,332	5,146	10,584,479
Salary Related Taxes	88,200	151,938	46,295	286,433
Superannuation		991,680	2,608	994,288
Other Employee Expenses		60,406	-715	59,690
<b>Sub-Total Salaries Costs</b>	<b>88,200</b>	<b>11,783,356</b>	<b>53,334</b>	<b>11,924,890</b>
<b><u>Administrative Costs</u></b>				
Domestic Travel <sup>1</sup>	214,574	309,549	0	524,123
Overseas Travel and Official Duties	214,959	203,573	61	418,592
Motor Vehicle Running Costs	188,205	42,121	12,327	242,653
Charter Costs	11,842	7,167	0	19,009
Travel To and From Electorate	51,218		0	51,218
Domestic Official Duties	6,446	1,216	330	7,992
Building Services	59,710	269,666	2,737,424	3,066,800
Communication Charges	40,688	107,025	87,639	235,353
Information Technology	13,114	5,033	1,208,767	1,226,915
Other Administrative Charges	19,164	6,125	56,146	81,436
<b>Sub-Total Administrative Costs</b>	<b>819,920</b>	<b>951,475</b>	<b>4,102,694</b>	<b>5,874,090</b>
<b><u>Capital Expenses</u></b>				
Depreciation			89,635	89,635
<b>Totals</b> <sup>2</sup>	<b>908,120</b>	<b>12,734,831</b>	<b>4,245,663</b>	<b>17,888,615</b>

Note 1: Includes lease costs for Ministers' official vehicles

Note 2: Individual amounts may not add to totals due to rounding

  
A/Manager, Ministerial Services  
27/02/17

  
Director, Ministerial Services  
27/2/17

**Public Report of Office Expenses  
for the Ministerial Portfolio of: Premier and Minister for the Arts**

**For the Period 01/07/2016 to 31/12/2016**


	Minister	Staff	Office	Total
	\$	\$	\$	\$
<b><u>Salaries and Related Payments</u></b>				
Salaries and Employee Expenses		2,321,601		2,321,601
Salary Related Taxes	6,600	22,800		29,400
Superannuation		229,297		229,297
Other Employee Expenses		12,620	95	12,715
<b>Sub-Total Salaries Costs</b>	<b>6,600</b>	<b>2,586,318</b>	<b>95</b>	<b>2,593,013</b>
<b><u>Administrative Costs</u></b>				
Domestic Travel	15,538	73,449		88,987
Overseas Travel and Official Duties	16,941	21,081		38,022
Motor Vehicle Running Costs 1	15,700	14,313	53	30,067
Charter Costs	4,867	973		5,840
Travel To and From Electorate				0
Domestic Official Duties	521	3		525
Building Services	3,744	45,167	294,409	343,320
Communication Charges	4,180	24,915	5,306	34,401
Information Technology		1,926	89,539	91,466
Other Administrative Charges	5,933	1,854	17,739	25,526
<b>Sub-Total Administrative Costs</b>	<b>67,423</b>	<b>183,683</b>	<b>407,048</b>	<b>658,153</b>
<b><u>Capital Expenses</u></b>				
Depreciation			1,391	1,391
<b>Totals</b> 2	<b>74,023</b>	<b>2,770,000</b>	<b>408,533</b>	<b>3,252,557</b>

Note 1: Includes lease costs for Minister's official vehicle

Note 2: Individual amounts may not add to totals due to rounding

  
Director, Ministerial Services

27/2/17

  
Hon. A. Palaszczuk, MP

28/02/2017


**Public Report of Office Expenses**  
**for the Ministerial Portfolio of: Deputy Premier, Minister for Infrastructure, Local**  
**Government and Planning and Minister for Trade and Investment**  
**For the Period 01/07/2016 to 31/12/2016**

	Minister	Staff	Office	Total
	\$	\$	\$	\$
<b><u>Salaries and Related Payments</u></b>				
Salaries and Employee Expenses		736,295		736,295
Salary Related Taxes	4,200	9,000		13,200
Superannuation		67,410		67,410
Other Employee Expenses		4,794		4,794
<b>Sub-Total Salaries Costs</b>	<b>4,200</b>	<b>817,499</b>	<b>0</b>	<b>821,699</b>
<b><u>Administrative Costs</u></b>				
Domestic Travel	5,618	12,630		18,247
Overseas Travel and Official Duties	29,028	28,084		57,112
Motor Vehicle Running Costs 1	9,021	768		9,789
Charter Costs	565	1,527		2,092
Travel To and From Electorate				0
Domestic Official Duties	448	50	330	828
Building Services	5,444	27,344	192,624	225,411
Communication Charges	1,452	6,795	734	8,980
Information Technology		960	53,629	54,589
Other Administrative Charges	2,605	497	10,544	13,647
<b>Sub-Total Administrative Costs</b>	<b>54,181</b>	<b>78,652</b>	<b>257,862</b>	<b>390,695</b>
<b><u>Capital Expenses</u></b>				
Depreciation				0
<b>Totals 2</b>	<b>58,381</b>	<b>896,151</b>	<b>257,862</b>	<b>1,212,394</b>

Note 1: Includes lease costs for Minister's official vehicle

Note 2: Individual amounts may not add to totals due to rounding

  
 Director, Ministerial Services  
 22/2/17

  
 Hon. J. Trad, MP  
 28/02/17

**Public Report of Office Expenses**  
**for the Ministerial Portfolio of: Treasurer, Minister for Aboriginal and Torres Strait**  
**Islander Partnerships and Minister for Sport**  
**For the Period 01/07/2016 to 31/12/2016**

	Minister	Staff	Office	Total
	\$	\$	\$	\$
<b><u>Salaries and Related Payments</u></b>				
Salaries and Employee Expenses		687,128		687,128
Salary Related Taxes	3,000	10,800		13,800
Superannuation		61,005		61,005
Other Employee Expenses		4,299		4,299
<b>Sub-Total Salaries Costs</b>	<b>3,000</b>	<b>763,232</b>	<b>0</b>	<b>766,232</b>
<b><u>Administrative Costs</u></b>				
Domestic Travel	5,430	21,226		26,656
Overseas Travel and Official Duties	47,930	35,235		83,165
Motor Vehicle Running Costs 1	8,781	1,989		10,770
Charter Costs				0
Travel To and From Electorate	18,732			18,732
Domestic Official Duties	1,226	450		1,676
Building Services	3,189	15,987	186,960	206,136
Communication Charges	3,749	8,577	2,141	14,467
Information Technology		59	47,670	47,730
Other Administrative Charges	368	45	5,860	6,273
<b>Sub-Total Administrative Costs</b>	<b>89,404</b>	<b>83,570</b>	<b>242,631</b>	<b>415,606</b>
<b><u>Capital Expenses</u></b>				
Depreciation			2,192	2,192
<b>Totals</b> 2	<b>92,404</b>	<b>846,802</b>	<b>244,824</b>	<b>1,184,029</b>

Note 1: Includes lease costs for Minister's official vehicle

Note 2: Individual amounts may not add to totals due to rounding

  
 Director, Ministerial Services  
 27/2/17

  
 Hon. C. Pitt, MP  
 28/02/2017


**Public Report of Office Expenses**  
**for the Ministerial Portfolio of: Minister for Health and Minister for Ambulance Services**  
**For the Period 01/07/2016 to 31/12/2016**

	Minister	Staff	Office	Total
	\$	\$	\$	\$
<b><u>Salaries and Related Payments</u></b>				
Salaries and Employee Expenses		697,306		697,306
Salary Related Taxes	7,200	12,000		19,200
Superannuation		64,900		64,900
Other Employee Expenses		4,054		4,054
<b>Sub-Total Salaries Costs</b>	<b>7,200</b>	<b>778,260</b>	<b>0</b>	<b>785,460</b>
<b><u>Administrative Costs</u></b>				
Domestic Travel	11,286	10,593		21,879
Overseas Travel and Official Duties	26,785	24,640		51,425
Motor Vehicle Running Costs 1	10,855	839		11,694
Charter Costs				0
Travel To and From Electorate				0
Domestic Official Duties	348	159		507
Building Services	3,829	15,344	113,336	132,509
Communication Charges	2,864	6,788	1,604	11,256
Information Technology	449		35,753	36,201
Other Administrative Charges	345	537	6,295	7,176
<b>Sub-Total Administrative Costs</b>	<b>56,760</b>	<b>58,900</b>	<b>156,988</b>	<b>272,647</b>
<b><u>Capital Expenses</u></b>				
Depreciation			3,710	3,710
<b>Totals</b> 2	<b>63,960</b>	<b>837,160</b>	<b>160,697</b>	<b>1,061,817</b>

Note 1: Includes lease costs for Minister's official vehicle

Note 2: Individual amounts may not add to totals due to rounding

  
 Director, Ministerial Services  
 27/2/17

  
 Hon. C. Dick, MP  
 28/02/17

**Public Report of Office Expenses**  
**for the Ministerial Portfolio of: Minister for Education and Minister for Tourism and Major**  
**Events**  
**For the Period 01/07/2016 to 31/12/2016**

	Minister	Staff	Office	Total
	\$	\$	\$	\$
<b><u>Salaries and Related Payments</u></b>				
Salaries and Employee Expenses		509,479		509,479
Salary Related Taxes	4,200	6,138		10,338
Superannuation		47,577		47,577
Other Employee Expenses		3,078		3,078
<b>Sub-Total Salaries Costs</b>	<b>4,200</b>	<b>566,272</b>	<b>0</b>	<b>570,472</b>
<b><u>Administrative Costs</u></b>				
Domestic Travel	13,010	8,517		21,527
Overseas Travel and Official Duties	7,248	7,710		14,958
Motor Vehicle Running Costs 1	8,730	749		9,479
Charter Costs				0
Travel To and From Electorate				0
Domestic Official Duties	64			64
Building Services	3,590	14,361	165,887	183,839
Communication Charges	3,065	3,691	654	7,409
Information Technology			29,794	29,794
Other Administrative Charges	376	267	4,900	5,543
<b>Sub-Total Administrative Costs</b>	<b>36,084</b>	<b>35,295</b>	<b>201,235</b>	<b>272,614</b>
<b><u>Capital Expenses</u></b>				
Depreciation			2,192	2,192
<b>Totals</b> 2	<b>40,284</b>	<b>601,567</b>	<b>203,427</b>	<b>845,278</b>

Note 1: Includes lease costs for Minister's official vehicle

Note 2: Individual amounts may not add to totals due to rounding

  
 \_\_\_\_\_  
 Director, Ministerial Services  
 27/2/17


  
 \_\_\_\_\_  
 Hon. K. Jones, MP  
 27/2/17

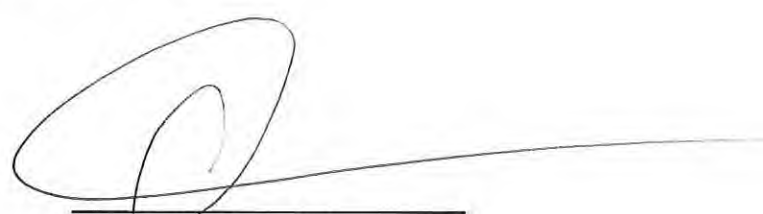
**Public Report of Office Expenses**  
**for the Ministerial Portfolio of: Minister for State Development and Minister for Natural Resources and Mines**  
**For the Period 01/07/2016 to 31/12/2016**

	Minister	Staff	Office	Total
	\$	\$	\$	\$
<b><u>Salaries and Related Payments</u></b>				
Salaries and Employee Expenses		500,959		500,959
Salary Related Taxes	4,200	7,200		11,400
Superannuation		49,388		49,388
Other Employee Expenses		2,814		2,814
<b>Sub-Total Salaries Costs</b>	<b>4,200</b>	<b>560,361</b>	<b>0</b>	<b>564,561</b>
<b><u>Administrative Costs</u></b>				
Domestic Travel	8,349	6,705		15,054
Overseas Travel and Official Duties	31,655	32,298		63,953
Motor Vehicle Running Costs 1	8,797	2,788		11,585
Charter Costs	1,491	1,491		2,982
Travel To and From Electorate				0
Domestic Official Duties	91			91
Building Services	3,348	13,393	159,959	176,700
Communication Charges	3,192	5,726	1,404	10,322
Information Technology			29,829	29,829
Other Administrative Charges	276	576	5,970	6,822
<b>Sub-Total Administrative Costs</b>	<b>57,198</b>	<b>62,977</b>	<b>197,161</b>	<b>317,337</b>
<b><u>Capital Expenses</u></b>				
Depreciation			971	971
<b>Totals</b> 2	<b>61,398</b>	<b>623,338</b>	<b>198,133</b>	<b>882,869</b>

Note 1: Includes lease costs for Minister's official vehicle

Note 2: Individual amounts may not add to totals due to rounding

  
 Director, Ministerial Services  
 27/2/17

  
 Hon. A. Lynham, MP  
 27/2/17



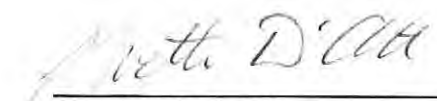
**Public Report of Office Expenses**  
**for the Ministerial Portfolio of: Attorney-General and Minister for Justice and Minister for**  
**Training and Skills**  
**For the Period 01/07/2016 to 31/12/2016**

	Minister	Staff	Office	Total
	\$	\$	\$	\$
<b><u>Salaries and Related Payments</u></b>				
Salaries and Employee Expenses		521,804		521,804
Salary Related Taxes	9,000	7,800		16,800
Superannuation		45,846		45,846
Other Employee Expenses		3,110		3,110
<b>Sub-Total Salaries Costs</b>	<b>9,000</b>	<b>578,560</b>	<b>0</b>	<b>587,560</b>
<b><u>Administrative Costs</u></b>				
Domestic Travel	16,414	14,815		31,228
Overseas Travel and Official Duties				0
Motor Vehicle Running Costs 1	13,775	1,173		14,948
Charter Costs				0
Travel To and From Electorate				0
Domestic Official Duties	105			105
Building Services	2,722	10,900	118,495	132,117
Communication Charges	1,476	5,072	916	7,464
Information Technology			29,841	29,841
Other Administrative Charges	1,565	398	5,507	7,470
<b>Sub-Total Administrative Costs</b>	<b>36,056</b>	<b>32,358</b>	<b>154,759</b>	<b>223,172</b>
<b><u>Capital Expenses</u></b>				
Depreciation			971	971
<b>Totals</b> 2	<b>45,056</b>	<b>610,918</b>	<b>155,730</b>	<b>811,704</b>

Note 1: Includes lease costs for Minister's official vehicle

Note 2: Individual amounts may not add to totals due to rounding

  
 Director, Ministerial Services  
 27/2/17


  
 Hon. Y. D'Ath, MP  
 28/02/17


**Public Report of Office Expenses**  
**for the Ministerial Portfolio of: Minister for Agriculture and Fisheries and Minister for**  
**Rural Economic Development**  
**For the Period 11/11/2016 to 31/12/2016**

	Minister	Staff	Office	Total
	\$	\$	\$	\$
<b><u>Salaries and Related Payments</u></b>				
Salaries and Employee Expenses		130,706		130,706
Salary Related Taxes	1,400	2,600		4,000
Superannuation		10,828		10,828
Other Employee Expenses				0
<b>Sub-Total Salaries Costs</b>	<b>1,400</b>	<b>144,134</b>	<b>0</b>	<b>145,534</b>
<b><u>Administrative Costs</u></b>				
Domestic Travel	45	879		924
Overseas Travel and Official Duties				0
Motor Vehicle Running Costs 1	2,655	196		2,851
Charter Costs				0
Travel To and From Electorate	1,600			1,600
Domestic Official Duties	6			6
Building Services			30	30
Communication Charges	811	273	28	1,112
Information Technology			4,861	4,861
Other Administrative Charges	45		134	179
<b>Sub-Total Administrative Costs</b>	<b>5,163</b>	<b>1,347</b>	<b>5,054</b>	<b>11,564</b>
<b><u>Capital Expenses</u></b>				
Depreciation				0
<b>Totals</b> 2	<b>6,563</b>	<b>145,481</b>	<b>5,054</b>	<b>157,098</b>

Note 1: Includes lease costs for Minister's official vehicle

Note 2: Individual amounts may not add to totals due to rounding

  
 Director, Ministerial Services  
 27/12/17


  
 Hon. B. Byrne, MP  
 28/12/17


**Public Report of Office Expenses**  
**for the Ministerial Portfolio of: Minister for Police, Fire and Emergency Services and**  
**Minister for Corrective Services**  
**For the Period 01/07/2016 to 11/11/2016**

	Minister	Staff	Office	Total
	\$	\$	\$	\$
<b><u>Salaries and Related Payments</u></b>				
Salaries and Employee Expenses		389,844		389,844
Salary Related Taxes	3,200	5,500		8,700
Superannuation		37,031		37,031
Other Employee Expenses		2,738		2,738
<b>Sub-Total Salaries Costs</b>	<b>3,200</b>	<b>435,113</b>	<b>0</b>	<b>438,313</b>
<b><u>Administrative Costs</u></b>				
Domestic Travel	10,237	7,503		17,740
Overseas Travel and Official Duties				0
Motor Vehicle Running Costs 1	9,522	530		10,052
Charter Costs				0
Travel To and From Electorate	6,084			6,084
Domestic Official Duties	773	105		878
Building Services	2,839	8,645	96,308	107,792
Communication Charges	1,175	4,152	1,492	6,818
Information Technology			24,933	24,933
Other Administrative Charges	97	273	3,938	4,308
<b>Sub-Total Administrative Costs</b>	<b>30,727</b>	<b>21,207</b>	<b>126,671</b>	<b>178,605</b>
<b><u>Capital Expenses</u></b>				
Depreciation			1,910	1,910
<b>Totals</b> 2	<b>33,927</b>	<b>456,320</b>	<b>128,580</b>	<b>618,828</b>

Note 1: Includes lease costs for Minister's official vehicle

Note 2: Individual amounts may not add to totals due to rounding

  
 Director, Ministerial Services  
 27/2/17

  
 Hon. B. Byrne, MP  
 28/2/17

**Public Report of Office Expenses**  
**for the Ministerial Portfolio of: Minister for Transport and the Commonwealth Games**


**For the Period 01/07/2016 to 31/12/2016**

	Minister	Staff	Office	Total
	\$	\$	\$	\$
<b><u>Salaries and Related Payments</u></b>				
Salaries and Employee Expenses		474,469		474,469
Salary Related Taxes	4,200	7,200		11,400
Superannuation		41,299		41,299
Other Employee Expenses		2,829		2,829
<b>Sub-Total Salaries Costs</b>	<b>4,200</b>	<b>525,797</b>	<b>0</b>	<b>529,997</b>
<b><u>Administrative Costs</u></b>				
Domestic Travel	10,178	9,099		19,277
Overseas Travel and Official Duties	15,965	15,443		31,409
Motor Vehicle Running Costs 1	11,276	625		11,901
Charter Costs				0
Travel To and From Electorate				0
Domestic Official Duties				0
Building Services	3,446	13,785	164,184	181,415
Communication Charges	2,227	3,956	3,153	9,335
Information Technology			30,754	30,754
Other Administrative Charges	84	193	4,666	4,944
<b>Sub-Total Administrative Costs</b>	<b>43,176</b>	<b>43,101</b>	<b>202,757</b>	<b>289,034</b>
<b><u>Capital Expenses</u></b>				
Depreciation			1,144	1,144
<b>Totals</b> 2	<b>47,376</b>	<b>568,898</b>	<b>203,902</b>	<b>820,175</b>

Note 1: Includes lease costs for Minister's official vehicle

Note 2: Individual amounts may not add to totals due to rounding

  
 Director, Ministerial Services  
 27/2/17

  
 Hon. S. Hinchliffe, MP  
 28/2/2017


**Public Report of Office Expenses**  
**for the Ministerial Portfolio of: Minister for Main Roads, Road Safety and Ports and**  
**Minister for Energy, Biofuels and Water Supply**  
**For the Period 01/07/2016 to 31/12/2016**

	Minister	Staff	Office	Total
	\$	\$	\$	\$
<b><u>Salaries and Related Payments</u></b>				
Salaries and Employee Expenses		507,624		507,624
Salary Related Taxes	2,400	7,200		9,600
Superannuation		47,445		47,445
Other Employee Expenses		2,731		2,731
<b>Sub-Total Salaries Costs</b>	<b>2,400</b>	<b>565,000</b>	<b>0</b>	<b>567,400</b>
<b><u>Administrative Costs</u></b>				
Domestic Travel	15,966	17,828		33,793
Overseas Travel and Official Duties	23,517	23,259		46,777
Motor Vehicle Running Costs 1	12,904	3,364		16,268
Charter Costs				0
Travel To and From Electorate				0
Domestic Official Duties	1,107	102		1,209
Building Services	3,039	12,255	149,293	164,587
Communication Charges	2,533	8,330	888	11,751
Information Technology		47	29,939	29,986
Other Administrative Charges	959	280	9,113	10,352
<b>Sub-Total Administrative Costs</b>	<b>60,024</b>	<b>65,465</b>	<b>189,233</b>	<b>314,722</b>
<b><u>Capital Expenses</u></b>				
Depreciation			2,090	2,090
<b>Totals</b> 2	<b>62,424</b>	<b>630,465</b>	<b>191,323</b>	<b>884,212</b>

Note 1: Includes lease costs for Minister's official vehicle

Note 2: Individual amounts may not add to totals due to rounding

  
 Director, Ministerial Services  
 22/2/17

  
 Hon. M. Bailey, MP  
 28/2/17


**Public Report of Office Expenses**  
**for the Ministerial Portfolio of: Minister for Environment and Heritage Protection and**  
**Minister for National Parks and the Great Barrier Reef**  
**For the Period 01/07/2016 to 31/12/2016**

	Minister	Staff	Office	Total
	\$	\$	\$	\$
<b><u>Salaries and Related Payments</u></b>				
Salaries and Employee Expenses		525,314		525,314
Salary Related Taxes	9,000	7,800		16,800
Superannuation		48,482		48,482
Other Employee Expenses		2,621		2,621
<b>Sub-Total Salaries Costs</b>	<b>9,000</b>	<b>584,217</b>	<b>0</b>	<b>593,217</b>
<b><u>Administrative Costs</u></b>				
Domestic Travel	10,859	20,543		31,402
Overseas Travel and Official Duties				0
Motor Vehicle Running Costs 1	11,030	7,307		18,336
Charter Costs				0
Travel To and From Electorate				0
Domestic Official Duties	345			345
Building Services	3,937	15,747	143,683	163,366
Communication Charges	1,280	4,608	1,267	7,155
Information Technology			29,794	29,794
Other Administrative Charges	254	45	5,906	6,205
<b>Sub-Total Administrative Costs</b>	<b>27,704</b>	<b>48,250</b>	<b>180,650</b>	<b>256,603</b>
<b><u>Capital Expenses</u></b>				
Depreciation			971	971
<b>Totals</b> 2	<b>36,704</b>	<b>632,466</b>	<b>181,621</b>	<b>850,792</b>

Note 1: Includes lease costs for Minister's official vehicle

Note 2: Individual amounts may not add to totals due to rounding

  
 Director, Ministerial Services  
 27/12/17

  
 Hon. S. Miles, MP  
 27/12/17

**Public Report of Office Expenses**  
**for the Ministerial Portfolio of: Minister for Innovation, Science and the Digital Economy**  
**and Minister for Small Business**  
**For the Period 01/07/2016 to 31/12/2016**

	Minister	Staff	Office	Total
	\$	\$	\$	\$
<b><u>Salaries and Related Payments</u></b>				
Salaries and Employee Expenses		439,971		439,971
Salary Related Taxes	4,200	7,200		11,400
Superannuation		42,596		42,596
Other Employee Expenses		2,533		2,533
<b>Sub-Total Salaries Costs</b>	<b>4,200</b>	<b>492,300</b>	<b>0</b>	<b>496,500</b>
<b><u>Administrative Costs</u></b>				
Domestic Travel	12,823	10,617		23,439
Overseas Travel and Official Duties				0
Motor Vehicle Running Costs 1	13,076	1,053		14,128
Charter Costs				0
Travel To and From Electorate				0
Domestic Official Duties	258	24		282
Building Services	3,590	14,419	159,075	177,084
Communication Charges	2,034	4,835	2,616	9,484
Information Technology		960	29,794	30,754
Other Administrative Charges	368	111	5,501	5,981
<b>Sub-Total Administrative Costs</b>	<b>32,148</b>	<b>32,019</b>	<b>196,985</b>	<b>261,153</b>
<b><u>Capital Expenses</u></b>				
Depreciation				0
<b>Totals</b> 2	<b>36,348</b>	<b>524,319</b>	<b>196,985</b>	<b>757,652</b>

Note 1: Includes lease costs for Minister's official vehicle

Note 2: Individual amounts may not add to totals due to rounding

  
 Director, Ministerial Services  
 27/2/17

  
 Hon. L Enoch, MP  
 28/02/2017


**Public Report of Office Expenses**  
**for the Ministerial Portfolio of: Minister for Communities, Women and Youth, Minister for**  
**Child Safety and Minister for the Prevention of Domestic and Family Violence**  
**For the Period 01/07/2016 to 31/12/2016**

	Minister	Staff	Office	Total
	\$	\$	\$	\$
<b><u>Salaries and Related Payments</u></b>				
Salaries and Employee Expenses		413,491		413,491
Salary Related Taxes	7,200	9,600		16,800
Superannuation		41,617		41,617
Other Employee Expenses		2,411		2,411
<b>Sub-Total Salaries Costs</b>	<b>7,200</b>	<b>467,119</b>	<b>0</b>	<b>474,319</b>
<b><u>Administrative Costs</u></b>				
Domestic Travel	9,999	6,709		16,707
Overseas Travel and Official Duties				0
Motor Vehicle Running Costs 1	9,207	1,904		11,111
Charter Costs	3,394	2,895		6,289
Travel To and From Electorate				0
Domestic Official Duties	216	192		407
Building Services	3,590	14,376	161,586	179,553
Communication Charges	1,665	3,789	1,312	6,765
Information Technology			29,794	29,794
Other Administrative Charges	456	90	4,235	4,782
<b>Sub-Total Administrative Costs</b>	<b>28,528</b>	<b>29,953</b>	<b>196,927</b>	<b>255,408</b>
<b><u>Capital Expenses</u></b>				
Depreciation				0
<b>Totals</b> 2	<b>35,728</b>	<b>497,073</b>	<b>196,927</b>	<b>729,727</b>

Note 1: Includes lease costs for Minister's official vehicle

Note 2: Individual amounts may not add to totals due to rounding

  
 Director, Ministerial Services  
 27/2/17

  
 Hon. S Fentiman, MP  
 ..../..../....




**Public Report of Office Expenses**  
**for the Ministerial Portfolio of: Minister for Disability Services, Minister for Seniors and**  
**Minister Assisting the Premier on North Queensland**  
**For the Period 01/07/2016 to 31/12/2016**

	Minister	Staff	Office	Total
	\$	\$	\$	\$
<b><u>Salaries and Related Payments</u></b>				
Salaries and Employee Expenses		405,994		405,994
Salary Related Taxes	4,200	7,200		11,400
Superannuation		40,784		40,784
Other Employee Expenses		2,424		2,424
<b>Sub-Total Salaries Costs</b>	<b>4,200</b>	<b>456,401</b>	<b>0</b>	<b>460,601</b>
<b><u>Administrative Costs</u></b>				
Domestic Travel	5,383	32,767		38,150
Overseas Travel and Official Duties				0
Motor Vehicle Running Costs 1	9,924	1,493		11,417
Charter Costs				0
Travel To and From Electorate	15,179			15,179
Domestic Official Duties	221			221
Building Services	3,889	12,270	145,366	161,524
Communication Charges	1,643	4,993	1,380	8,016
Information Technology	236	205	29,794	30,235
Other Administrative Charges	81	384	3,495	3,960
<b>Sub-Total Administrative Costs</b>	<b>36,556</b>	<b>52,110</b>	<b>180,035</b>	<b>268,701</b>
<b><u>Capital Expenses</u></b>				
Depreciation			2,630	2,630
<b>Totals</b> 2	<b>40,756</b>	<b>508,511</b>	<b>182,665</b>	<b>731,932</b>

Note 1: Includes lease costs for Minister's official vehicle

Note 2: Individual amounts may not add to totals due to rounding

  
 Director, Ministerial Services  
 27/2/17

  
 Hon. C O'Rourke, MP  
 28/2/17

**Public Report of Office Expenses**  
**for the Ministerial Portfolio of: Minister for Employment and Industrial Relations, Minister**  
**for Racing and Minister for Multicultural Affairs**  
**For the Period 01/07/2016 to 31/12/2016**

	Minister	Staff	Office	Total
	\$	\$	\$	\$
<b><u>Salaries and Related Payments</u></b>				
Salaries and Employee Expenses		458,690		458,690
Salary Related Taxes	4,800	7,800		12,600
Superannuation		42,882		42,882
Other Employee Expenses		2,520		2,520
<b>Sub-Total Salaries Costs</b>	<b>4,800</b>	<b>511,893</b>	<b>0</b>	<b>516,693</b>
<b><u>Administrative Costs</u></b>				
Domestic Travel	25,788	17,176		42,965
Overseas Travel and Official Duties				0
Motor Vehicle Running Costs 1	10,594	1,077		11,671
Charter Costs				0
Travel To and From Electorate				0
Domestic Official Duties	214			214
Building Services	3,339	2,270	112,304	117,912
Communication Charges	1,985	4,398	2,170	8,553
Information Technology	489	862	29,794	31,144
Other Administrative Charges	1,730	131	4,160	6,021
<b>Sub-Total Administrative Costs</b>	<b>44,139</b>	<b>25,913</b>	<b>148,427</b>	<b>218,480</b>
<b><u>Capital Expenses</u></b>				
Depreciation				0
<b>Totals</b> 2	<b>48,939</b>	<b>537,806</b>	<b>148,427</b>	<b>735,173</b>

Note 1: Includes lease costs for Minister's official vehicle

Note 2: Individual amounts may not add to totals due to rounding

  
 Director, Ministerial Services  
 27/12/17

  
 Hon. G. Grace, MP  
 27/12/17


**Public Report of Office Expenses**  
**for the Ministerial Portfolio of: Minister for Housing and Public Works**

**For the Period 01/07/2016 to 31/12/2016**

	Minister	Staff	Office	Total
	\$	\$	\$	\$
<b><u>Salaries and Related Payments</u></b>				
Salaries and Employee Expenses		414,801		414,801
Salary Related Taxes	4,800	7,800		12,600
Superannuation		31,763		31,763
Other Employee Expenses		2,467		2,467
<b>Sub-Total Salaries Costs</b>	<b>4,800</b>	<b>456,831</b>	<b>0</b>	<b>461,631</b>
<b><u>Administrative Costs</u></b>				
Domestic Travel	15,325	27,504		42,829
Overseas Travel and Official Duties				0
Motor Vehicle Running Costs 1	10,254	419		10,672
Charter Costs	281	281		562
Travel To and From Electorate				0
Domestic Official Duties	2			2
Building Services	3,714	14,855	125,206	143,775
Communication Charges	1,568	3,341	754	5,663
Information Technology	23	15	30,007	30,044
Other Administrative Charges	686	191	4,575	5,452
<b>Sub-Total Administrative Costs</b>	<b>31,851</b>	<b>46,606</b>	<b>160,542</b>	<b>238,999</b>
<b><u>Capital Expenses</u></b>				
Depreciation			1,913	1,913
<b>Totals</b> 2	<b>36,651</b>	<b>503,436</b>	<b>162,455</b>	<b>702,542</b>

Note 1: Includes lease costs for Minister's official vehicle

Note 2: Individual amounts may not add to totals due to rounding

  
 Director, Ministerial Services  
 29/2/17

  
 Hon. M. de Brenni, MP  
 28/2/17


**Public Report of Office Expenses**  
**for the Ministerial Portfolio of: Minister for Police, Fire and Emergency Services and**  
**Minister for Corrective Services**  
**For the Period 11/11/2016 to 31/12/2016**

	Minister	Staff	Office	Total
	\$	\$	\$	\$
<b><u>Salaries and Related Payments</u></b>				
Salaries and Employee Expenses		123,427		123,427
Salary Related Taxes	1,600	1,100		2,700
Superannuation		12,383		12,383
Other Employee Expenses				0
<b>Sub-Total Salaries Costs</b>	<b>1,600</b>	<b>136,910</b>	<b>0</b>	<b>138,510</b>
<b><u>Administrative Costs</u></b>				
Domestic Travel	764	4,404		5,168
Overseas Travel and Official Duties				0
Motor Vehicle Running Costs 1	675	18		693
Charter Costs				0
Travel To and From Electorate				0
Domestic Official Duties				0
Building Services		2,819	33,494	36,313
Communication Charges	838	200	43	1,080
Information Technology			4,861	4,861
Other Administrative Charges				0
<b>Sub-Total Administrative Costs</b>	<b>2,277</b>	<b>7,441</b>	<b>38,398</b>	<b>48,115</b>
<b><u>Capital Expenses</u></b>				
Depreciation			382	382
<b>Totals</b> 2	<b>3,877</b>	<b>144,350</b>	<b>38,780</b>	<b>187,007</b>

Note 1: Includes lease costs for Minister's official vehicle

Note 2: Individual amounts may not add to totals due to rounding

  
 Director, Ministerial Services  
 27/12/17

  
 Hon. M Ryan, MP  
 28/12/17


**Public Report of Office Expenses**  
**Assistant Minister of State Assisting the Premier**

**For the Period 01/07/2016 to 11/11/2016**

	Assistant Minister	Staff	Office	Total
	\$	\$	\$	\$
<b><u>Salaries and Related Payments</u></b>				
Salaries and Employee Expenses				0
Salary Related Taxes				0
Superannuation				0
Other Employee Expenses				0
<b>Sub-Total Salaries Costs</b>	<b>0</b>	<b>0</b>	<b>0</b>	<b>0</b>
<b><u>Administrative Costs</u></b>				
Domestic Travel	3,187			3,187
Overseas Travel and Official Duties				0
Motor Vehicle Running Costs				0
Charter Costs				0
Travel To and From Electorate				0
Domestic Official Duties				0
Building Services				0
Communication Charges	642			642
Information Technology	4,987			4,987
Other Administrative Charges	373			373
<b>Sub-Total Administrative Costs</b>	<b>9,189</b>	<b>0</b>	<b>0</b>	<b>9,189</b>
<b><u>Capital Expenses</u></b>				
Depreciation				0
<b>Totals</b>	<b>9,189</b>	<b>0</b>	<b>0</b>	<b>9,189</b>

Note 1: Individual amounts may not add to totals due to rounding

  
 \_\_\_\_\_  
 Director, Ministerial Services  
 16/11/17

  
 \_\_\_\_\_  
 Mr. M Ryan, MP  
 16/11/17


**Public Report of Office Expenses**  
**Assistant Minister of State Assisting the Premier**

**For the Period 11/11/2016 to 31/12/2016**

	Assistant Minister	Staff	Office	Total
	\$	\$	\$	\$
<b><u>Salaries and Related Payments</u></b>				
Salaries and Employee Expenses				0
Salary Related Taxes				0
Superannuation				0
Other Employee Expenses				0
<b>Sub-Total Salaries Costs</b>	<b>0</b>	<b>0</b>	<b>0</b>	<b>0</b>
<b><u>Administrative Costs</u></b>				
Domestic Travel	2,117			2,117
Overseas Travel and Official Duties				0
Motor Vehicle Running Costs	655			655
Charter Costs				0
Travel To and From Electorate				0
Domestic Official Duties				0
Building Services				0
Communication Charges	117			117
Information Technology	972			972
Other Administrative Charges				0
<b>Sub-Total Administrative Costs</b>	<b>3,861</b>	<b>0</b>	<b>0</b>	<b>3,861</b>
<b><u>Capital Expenses</u></b>				
Depreciation				0
<b>Totals</b>	<b>3,861</b>	<b>0</b>	<b>0</b>	<b>3,861</b>

Note 1: Individual amounts may not add to totals due to rounding

  
 \_\_\_\_\_  
 Director, Ministerial Services  
 16/1/17

  
 \_\_\_\_\_  
 Ms. J Howard, MP  
 24/1/17


**Public Report of Office Expenses**  
**Assistant Minister for Local Government**

**For the Period 01/07/2016 to 11/11/2016**

	Assistant Minister	Staff	Office	Total
	\$	\$	\$	\$
<b><u>Salaries and Related Payments</u></b>				
Salaries and Employee Expenses				0
Salary Related Taxes				0
Superannuation				0
Other Employee Expenses				0
<b>Sub-Total Salaries Costs</b>	<b>0</b>	<b>0</b>	<b>0</b>	<b>0</b>
<b><u>Administrative Costs</u></b>				
Domestic Travel	4,370			4,370
Overseas Travel and Official Duties				0
Motor Vehicle Running Costs	1,563			1,563
Charter Costs	1,244			1,244
Travel To and From Electorate				0
Domestic Official Duties				0
Building Services				0
Communication Charges	514			514
Information Technology	4,987			4,987
Other Administrative Charges	318			318
<b>Sub-Total Administrative Costs</b>	<b>12,996</b>	<b>0</b>	<b>0</b>	<b>12,996</b>
<b><u>Capital Expenses</u></b>				
Depreciation				0
<b>Totals</b>	<b>12,996</b>	<b>0</b>	<b>0</b>	<b>12,996</b>

Note 1: Individual amounts may not add to totals due to rounding

  
 Director, Ministerial Services  
 16/11/17


  
 Ms. J Howard, MP  
 16/11/17


**Public Report of Office Expenses**  
**Assistant Minister for Local Government and Infrastructure**

**For the Period 11/11/2016 to 31/12/2016**

	Assistant Minister	Staff	Office	Total
	\$	\$	\$	\$
<b><u>Salaries and Related Payments</u></b>				
Salaries and Employee Expenses				0
Salary Related Taxes				0
Superannuation				0
Other Employee Expenses				0
<b>Sub-Total Salaries Costs</b>	<b>0</b>	<b>0</b>	<b>0</b>	<b>0</b>
<b><u>Administrative Costs</u></b>				
Domestic Travel	350			350
Overseas Travel and Official Duties				0
Motor Vehicle Running Costs				0
Charter Costs				0
Travel To and From Electorate				0
Domestic Official Duties				0
Building Services				0
Communication Charges	124			124
Information Technology	972			972
Other Administrative Charges				0
<b>Sub-Total Administrative Costs</b>	<b>1,446</b>	<b>0</b>	<b>0</b>	<b>1,446</b>
<b><u>Capital Expenses</u></b>				
Depreciation				0
<b>Totals</b>	<b>1,446</b>	<b>0</b>	<b>0</b>	<b>1,446</b>

Note 1: Individual amounts may not add to totals due to rounding

  
 Director, Ministerial Services  
 16/11/17

  
 Mr. G Butcher, MP  
 24/1/17




**Public Report of Office Expenses  
for the Ministerial Portfolio of: Minister for Agriculture and Fisheries**


**For the Period 01/07/2016 to 03/11/2016**

	Minister	Staff	Office	Total
	\$	\$	\$	\$
<b><u>Salaries and Related Payments</u></b>				
Salaries and Employee Expenses		320,429		320,429
Salary Related Taxes	2,800	5,200		8,000
Superannuation		29,149		29,149
Other Employee Expenses		2,362		2,362
<b>Sub-Total Salaries Costs</b>	<b>2,800</b>	<b>357,140</b>	<b>0</b>	<b>359,940</b>
<b><u>Administrative Costs</u></b>				
Domestic Travel	11,541	6,587		18,128
Overseas Travel and Official Duties	15,889	15,822		31,711
Motor Vehicle Running Costs 1	9,212	1,516	13	10,741
Charter Costs				0
Travel To and From Electorate	9,624			9,624
Domestic Official Duties	501	131		631
Building Services	2,462	15,731	217,643	235,836
Communication Charges	1,557	2,588	390	4,535
Information Technology			25,036	25,036
Other Administrative Charges	2,245	254	5,103	7,602
<b>Sub-Total Administrative Costs</b>	<b>53,030</b>	<b>42,630</b>	<b>248,185</b>	<b>343,845</b>
<b><u>Capital Expenses</u></b>				
Depreciation			971	971
<b>Totals</b> 2	<b>55,830</b>	<b>399,770</b>	<b>249,156</b>	<b>704,756</b>

Note 1: Includes lease costs for Minister's official vehicle

Note 2: Individual amounts may not add to totals due to rounding

  
\_\_\_\_\_  
Director, Ministerial Services  
27/2/17


  
\_\_\_\_\_  
Ms L Donaldson, MP  
28/2/17

**Public Report of Office Expenses  
Ministerial Corporate**

**For the Period 01/07/2016 to 31/12/2016**

	Minister	Staff	Office	Total
	\$	\$	\$	\$
<b><u>Salaries and Related Payments</u></b>				
Salaries and Employee Expenses			5,146	5,146
Salary Related Taxes			46,295	46,295
Superannuation			2,608	2,608
Other Employee Expenses			-810	-810
<b>Sub-Total Salaries Costs</b>	<b>0</b>	<b>0</b>	<b>53,239</b>	<b>53,239</b>
<b><u>Administrative Costs</u></b>				
Domestic Travel				0
Overseas Travel and Official Duties			61	61
Motor Vehicle Running Costs			12,261	12,261
Charter Costs				0
Travel To and From Electorate				0
Domestic Official Duties				0
Building Services			-2,420	-2,420
Communication Charges			59,390	59,390
Information Technology			593,350	593,350
Other Administrative Charges			-51,496	-51,496
<b>Sub-Total Administrative Costs</b>	<b>0</b>	<b>0</b>	<b>611,146</b>	<b>611,146</b>
<b><u>Capital Expenses</u></b>				
Depreciation			66,196	66,196
<b>Totals</b>	<b>0</b>	<b>0</b>	<b>730,581</b>	<b>730,581</b>

Note 1: Individual amounts may not add to totals due to rounding



Manager - Finance &  
Administration, Ministerial  
Services  
10/2/2017



Director, Ministerial Services  
10/2/17