

Right to Information Act 2009 and Information Privacy Act 2009

Annual Report 2013–14

Licence



This annual report is licensed by the State of Queensland (the Department of Justice and Attorney-General) under a Creative Commons Attribution (CC BY) 3.0 Australia licence.

In essence, you are free to copy, communicate and adapt this annual report, as long as you attribute the work to the State of Queensland (the Department of Justice and Attorney-General).

To view a copy of this licence, visit:

<http://creativecommons.org/licences/by/3.0/au/deed.en>

Attribution: Content from this annual report should be attributed as: The State of Queensland (Department of Justice and Attorney-General) *Right to Information Act 2009* and *Information Privacy Act 2009* Annual Report 2013-2014.

Copies of this report are available on our website at: <http://www.justice.qld.gov.au/>

April 2015

Minister's Introduction

This report provides statistical information about how the *Right to Information Act 2009* and the *Information Privacy Act 2009* operated across government agencies during the financial year 2013–14.

These two Acts provide individuals with a right to access government held information, and a right to amend personal information about themselves that is held by government, subject to some qualifications. These Acts are an important platform for ensuring accountability and transparency, and to enhance the integrity of government. I place high priority on these values, and this report to the Queensland Parliament, covering the 2013–2014 financial year, provides information about how these priorities are being actioned every day by agencies within the Queensland Government.

A number of machinery-of-Government changes occurred throughout the year, and these have led to some increases in applications for some agencies.

This year, the community awareness campaign run during Privacy Awareness Week 2014 encouraged people to take an active and informed approach to protecting their personal information. In addition, a parallel awareness campaign within the public sector raised awareness and understanding of the responsibilities of public servants under the *Information Privacy Act 2009* when handling personal information on behalf of government agencies.

For the 2013–14 reporting year, all figures have been reported based on the actual applications processed by individual RTI and Privacy units.

I am pleased to table this report.



YVETTE D'ATH

Attorney-General and Minister for Justice
Minister for Skills and Training

Contents

Minister's Introduction	1
Abbreviations.....	3
Overview.....	4
Releasing government information	4
Publication Scheme	4
Disclosure Log	4
Furthering the objects of the Acts	4
Reporting requirements	5
Legislative basis	5
Explanation of terms used in this report	5
Summary of data	6

[Appendices](#)

APPENDIX 1 – Regulations	14
APPENDIX 2 – Premier and Cabinet.....	17
APPENDIX 3 – Aboriginal and Torres Strait Islander and Multicultural Affairs.....	21
APPENDIX 4 – Agriculture, Fisheries and Forestry.....	23
APPENDIX 5 – Communities, Child Safety and Disability Services	25
APPENDIX 6 – Community Safety	29
APPENDIX 7 – Education, Training and Employment	32
APPENDIX 8 – Energy and Water Supply	37
APPENDIX 9 – Environment and Heritage Protection.....	41
APPENDIX 10 – Queensland Health	44
APPENDIX 11 – Housing and Public Works.....	54
APPENDIX 12 – Justice and Attorney-General.....	58
APPENDIX 13 – Local Government, Community Recovery and Resilience	64
APPENDIX 14 – National Parks, Recreation, Sport and Racing	75
APPENDIX 15 – Natural Resources and Mines.....	78
APPENDIX 16 – Queensland Police Service.....	81
APPENDIX 17 – Public Safety Business Agency	86
APPENDIX 18 – Science, Information Technology, Innovation and the Arts	88
APPENDIX 19 – State Development, Infrastructure and Planning.....	91
APPENDIX 20 – Tourism, Major Events, Small Business and the Commonwealth Games	95
APPENDIX 21 – Transport and Main Roads	97
APPENDIX 22 – Queensland Treasury and Trade	101
APPENDIX 23 – Efforts to further the object of the RTI Act and IP Act	104

Abbreviations

DJAG	Department of Justice and Attorney-General
IP	Information Privacy
IP Act	<i>Information Privacy Act 2009</i>
IPA	Information Privacy Amendment
IPP	Information Privacy Principle
NPP	National Privacy Principle
OIC	Office of the Information Commissioner
PSBA	Public Safety Business Agency
Q-COMP	Worker's Compensation Regulatory Authority
QCS	Queensland Corrective Services
QPS	Queensland Police Service
RTI	Right to Information
RTI Act	<i>Right to Information Act 2009</i>

Overview

This annual report covers the 2013-14 financial year regarding the operation of the *Right to Information Act 2009* (RTI Act) and the *Information Privacy Act 2009* (IP Act).

The primary object of the RTI Act is to give a right of access to information in the government's possession or under the government's control unless, on balance, it is contrary to the public interest to give the access.

The IP Act works in parallel with the RTI Act and provides for the fair collection and handling of personal information by Queensland Government agencies; and a right of access to, and amendment of, personal information in the government's possession or under the government's control unless, on balance, it is contrary to the public interest.

The IP Act sets out 11 Information Privacy Principles (IPPs) with which all agencies must adhere, except for Queensland Health, which is subject to the National Privacy Principles (NPPs). The IPPs and NPPs govern how Queensland Government agencies collect, store, use and disclose personal information.

Releasing government information

The process of routinely releasing government information to the public is commonly referred to as the "push" model. Under this model, information is released administratively via mechanisms which include agencies' publication schemes and disclosure logs. As a result, access applications for information under the legislation are provided as a mechanism of last resort.

Publication Scheme

A publication scheme is a structured list of an agency's information that is readily available to the public, free of charge wherever possible. Every government agency which is subject to the RTI Act must have a publication scheme.

Disclosure Log

Disclosure logs form part of the "push" model where information released under a RTI application is made available for access to a wider public audience by being published on agency websites. They provide speedy access to information already released under the RTI application process. They can provide a cost and time benefit to both the individual and agency by reducing the number of additional applications under the RTI Act for the same information.

Furthering the objects of the Acts

In the reporting period, agencies, Ministers and statutory authorities made efforts to further the objects of the RTI Act and the IP Act. This information is summarised in Appendix 23.

Reporting requirements

Legislative basis

Section 185 of the RTI Act and section 194 of the IP Act require statistical and other information to be collected from Ministers and agencies. The following outlines each requirement:

- **Section 185(1) RTI Act** and **section 194(1) IP Act** requires the Attorney-General and Minister for Justice to prepare the report and table it in Parliament.
- **Section 185(2) RTI Act** and **section 194(2) IP Act** refers to the Right to Information Regulation 2009 (the RTI Regulation) and the Information Privacy Regulation 2009 (the IP Regulation) which set out the details of the information required to be included in the report (*refer to Appendix 1*).
- **Section 194(3) IP Act** - An annual report under this section may be included as part of an annual report the Minister is required to give under the RTI Act.

In this report, the Attorney-General and Minister for Justice has reported statistics on both the RTI Act and IP Act for the period 1 July 2013 to 30 June 2014.

Data from all Ministers and agencies covered by the RTI and IP Acts were collected and collated by the Right to Information and Privacy Unit, Department of Justice and Attorney-General (DJAG) for inclusion in this report.

Details of the matters prescribed under section 8 of the RTI Regulation and section 6 of the IP Regulation for the 2013-14 financial year are set out in appendices 2 – 22 and provide a report on each government portfolio.

Explanation of terms used in this report

Term	Explanation
Access application	An application for information made under either the RTI Act or Chapter 3 of the IP Act.
Access charge	Charges prescribed under a regulation and payable for being given access to documents. In the reporting period, for example, black and white photocopying charges were 20 cents for each A4 page.
Amendment application	An application made under the IP Act to have personal information amended on the basis that it is inaccurate, incomplete, out of date or misleading.
Application fee	The fee prescribed in the RTI Regulation and payable for an access application under the RTI Act. In the reporting period, the application fee was \$41.90.
Internal Review	A review of a decision within an agency by a person who is no less senior than the original decision maker.
External Review	A review by the Information Commissioner of a decision made by an agency or Minister.
Processing charge	Charges prescribed in the RTI Regulation for searching for, or retrieving a document, and making, or doing things related to making, a decision on an application. In general, processing charges are payable for RTI Act applications where an agency or Minister spends more than five hours processing an application. In the reporting period, the processing fees were \$6.25 for each 15 minutes or part thereof.
Portfolio/agencies	Agencies within a Minister's administrative responsibility are reported on under the relevant portfolio heading, e.g. the Justice and Attorney-General portfolio includes DJAG and the Office of the Attorney-General and Minister for Justice, as well as agencies such as Legal Services Commission and QLeave.

Summary of data

The detailed data obtained from Ministers and agencies is set out in appendices 2 – 22 of this report and includes information required under:

- subsections 8(1)(a) to (g), 8(1)(j) and 8(2) of the RTI Regulation; and
- subsections 6(a) to (g) and 6(j) of the IP Regulation.

Disciplinary action

In relation to subsection 8(1)(h) of the RTI Regulation and subsection 6(h) of the IP Regulation, Ministers and agencies have advised that there has been no disciplinary action instigated against an officer arising from the administration of the Acts.

Proceedings brought for offences

Ministers and agencies have advised no proceedings were brought for offences against section 175(1) or (3) of the RTI Act or section 184(1) or (3) of the IP Act (subsection 8(1)(i) of the RTI Regulation and subsection 6(i) of the IP Regulation).

Efforts by agencies, Ministers and statutory authorities to further the object of the RTI Act and IP Act

Appendix 23 summarises the efforts made by agencies, Ministers and statutory authorities during the 2013-14 financial year which build on efforts made in the previous year. Efforts to further the objects of the legislation are required under section 8(1)(k) of the RTI Regulation and section 6(k) of the IP Regulation.

In the reporting period, agencies made efforts to:

- provide officers with RTI and IP awareness training for cross-skilling of RTI decision makers;
- provide IP awareness training to individuals and business units, including new officers at corporate induction sessions, e.g. RTI included in Code of Conduct training sessions;
- use redaction technology in the processing of all RTI and IP access applications in order to make processing more efficient and productive;
- implement, upgrade and support administrative access schemes to facilitate proactive and timely disclosure of information, e.g. RTI business process review to streamline application processes and engage with applicants early in the process; and
- engage their RTI and IP practitioners in regular RTI and IP Managers' forums which assist to build strong networks across Queensland's state and local government agencies and statutory authorities.

Machinery of government changes

Following legislative changes, from 29 October 2013 Q-COMP (Workers' Compensation Regulatory Authority) became part of the Office of Fair and Safe Work Queensland.

On 1 November 2013, Machinery of Government changes resulted in Queensland Corrective Services (QCS) transferring from the former Department of Community Safety to the Department of Justice and Attorney-General. The Department of Community Safety was created in March 2009 and included the Queensland Ambulance Service, Queensland Fire and Rescue Services, QCS and Emergency Management Queensland.

Additionally, the Prostitution Licensing Authority and Parole Board transitioned to the Department of Justice and Attorney-General, and on 1 October 2013 the Queensland Ambulance Service transferred to Queensland Health.

On 1 November 2013, the Public Safety Business Agency (PSBA) was established. PSBA provides corporate and business services to Queensland police, fire and emergency service agencies. PSBA provides a range of services including finance, human resources, information and communication technology, ministerial and executive services, media and business strategy to its partner agencies – QPS, Queensland Fire and Emergency Services and the Office of the Inspector-General Emergency Management. PSBA also provides information communications technology support to the Queensland Ambulance Service and QCS.

As a result of the changes, PSBA process right to information applications for QPS; Queensland Fire and Emergency Services; the Inspector-General, Emergency Management and its own operational areas (including Blue Card Services, State Government Security and the Queensland Government Air Wing).

For the 2013-14 reporting year, all figures have been reported based on the actual applications processed by individual RTI and Privacy units.

Non-compliant access applications

If an application fails to comply with the requirements under the legislation, even after consultation with the applicant, a Prior Written Notice (PWN) of the decision is sent under *section 33 – Noncompliance with application requirement*

(5) If, after giving the opportunity mentioned in subsection (3)¹ and any consultation, an agency or Minister decides the application does not comply with all relevant application requirements, the agency or Minister must, within 10 business days after making the decision, give the applicant prescribed written notice of the decision.

This allows the applicant review rights.

Under the current 'Reporting guidelines – RTI and IP annual report for 2013-14' agencies are not required to include 'non-compliant' applications in their statistics. However, some agencies have been including these applications in previous reporting years. Therefore, it should be noted that some agency figures are lower for the 2013-14 reporting period due to this anomaly.

Overview and comparison

Detailed information for each agency is presented in the appendices and summarised in the tables and figures below.

Table 1 presents summary information about 2013-14 activity by agency. It shows:

- the total number of RTI/IP access and amendment applications received decreased slightly from the previous year – from 13,381 to 12,358.
- the total number of pages considered was 1,911,152, representing a 3.7 per cent increase from 1,839,947 in 2012-13.
- the total number of pages released in full or part equated to 71 per cent in 2013-14, compared to the 2012-13 result of 74.7 per cent.
- a slight decrease in internal reviews from the previous year's total of 294 compared to 290 for 2013-14.

¹ Section 33(3) requires an agency or Minister to give an applicant a reasonable opportunity to make an application compliant prior to refusing to deal with it on the grounds that it does not comply.

- a decrease in external reviews from the previous year's total of 429 compared to 395 for 2013-14.
- a 17.6 per cent decrease in fees received, with a total of \$614,691.83 being received in 2012-13 compared to \$522,638.55 in 2013-14.

Table 1. Overview of RTI/IP access and amendment applications received by State Government (including Ministers) and local governments (total), 2013–14

PORTFOLIO/AGENCY	RTIs	IPs	IPAs	Total applns	Page numbers considered	Internal reviews	External reviews	Total fees and charges received	Processing charges ²	\$ per page considered
Queensland Health	1,378	2,648	13	4,039	729,691	13	41	71,045.32	21,478.32	0.029
Queensland Police Service	1,261	764	6	2,031	48,479	52	63	59,014.72	14,563.65	0.300
Justice and Attorney-General	1,208	559	0	1,767	392,505	36	45	81,230.06	37,325.26	0.095
Local Government, Community Recovery and Resilience	1,074	199	2	1,275	146,163	53	66	85,164.39	40,531.60	0.277
Communities, Child Safety and Disability Services	46	659	1	706	248,687	15	27	5,873.25	4,031.05	0.016
Transport and Main Roads	573	68	1	642	55,277	20	16	59,967.15	34,506.80	0.624
Education, Training and Employment	129	241	2	372	52,011	18	15	20,711.60	16,131.90	0.310
Environment and Heritage Protection	241	5	0	246	40,798	10	19	29,025.40	18,885.60	0.463
Community Safety	19	200	3	222	24,744	5	7	713.00	0.00	0.00
Housing and Public Works	132	84	2	218	65,940	10	8	15,828.30	10,341.40	0.157
Energy and Water Supply	150	45	0	195	27,538	8	4	13,122.65	7,561.15	0.274
Natural Resources and Mines	155	4	0	159	28,722	17	15	23,076.09	16,792.89	0.585
Premier and Cabinet	104	13	0	117	8,756	9	28	17,483.95	13,337.85	1.523
State Development, Infrastructure and Planning	88	17	0	105	19,165	11	24	15,539.30	12,229.20	0.638
Queensland Treasury and Trade	58	30	0	88	9,037	2	10	6,464.30	4,080.20	0.451
Public Safety Business Agency	34	16	0	50	2,122	1	1	1,814.45	723.60	0.341
Agriculture, Fisheries and Forestry	35	5	0	40	4,353	5	2	5,846.05	4,379.55	1.006
National Parks, Recreation, Sport and Racing	36	4	0	40	1,499	1	1	2,929.62	1,463.12	0.976
Science, Information Technology, Innovation and the Arts	27	5	0	32	3,171	4	3	4,898.05	3,889.35	0.794
Tourism, Major Events, Small Business and the Commonwealth Games	10	0	0	10	267	0	0	³ 333.80	0.00	0.00
Aboriginal and Torres Strait Islander and Multicultural Affairs	3	1	0	4	2,227	0	0	2,557.10	2,473.30	1.111
TOTAL	6,761	5,567	30	12,358	1,911,152	290	395	522,638.55	264,725.79	0.139

² Processing charges are prescribed in the RTI Regulation for searching for, or retrieving a document, and making, or doing things related to making, a decision on an application. In general, processing charges are payable for RTI Act applications where an agency or Minister spends more than five hours processing an application. The processing fees for this reporting period were \$6.25 for each 15 minutes or part thereof.

³ Of the ten RTI access applications received, three were transferred and two were withdrawn.

Figure 1 indicates the total number of RTI/IP access and amendment applications received by agencies and Ministers decreased slightly between 2012-13 (13,381) and 2013-14 (12,358). These figures include both applications for information (access applications) and applications to have personal information amended on the basis it is inaccurate, incomplete, out of date or misleading (amendment applications).

Figure 1. Number of RTI/IP access and amendment applications received, 2000-01 to 2013-14

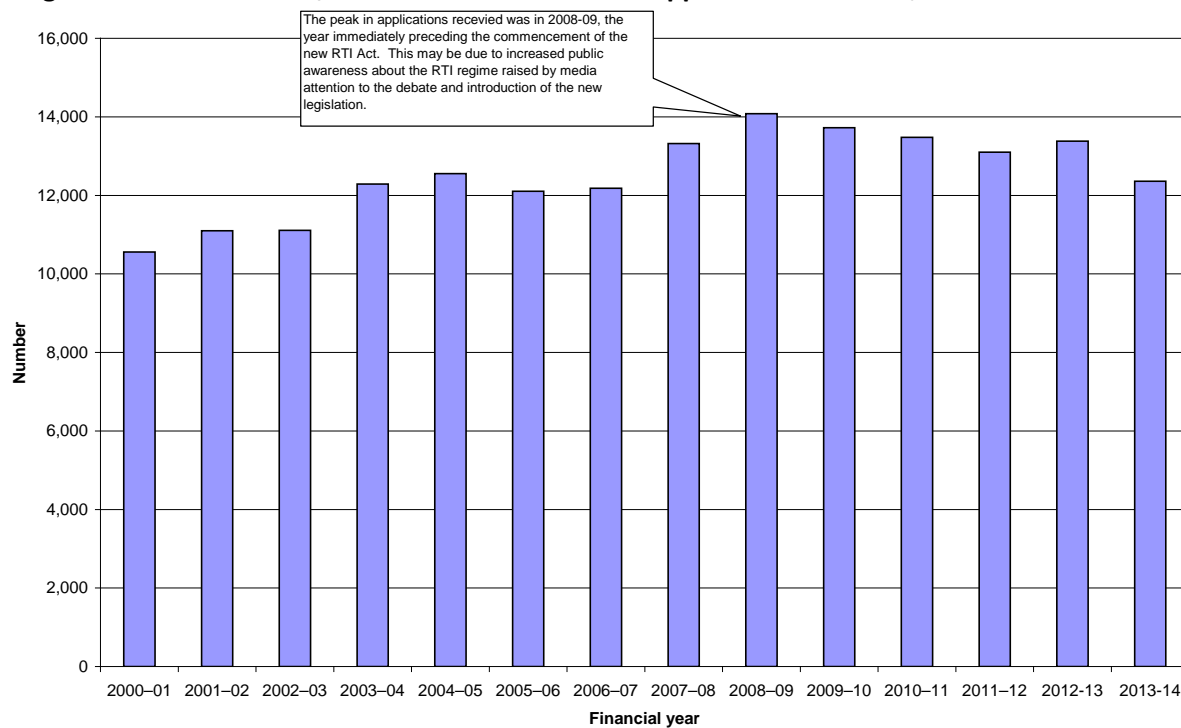


Figure 2 shows the total access applications received during the period 1992-93 to 2013-14 and depicts a decrease in the number of applications received in 2013-14 compared to an increase in 2012-13.

Figure 2. Access applications, 1992-93 to 2013-14

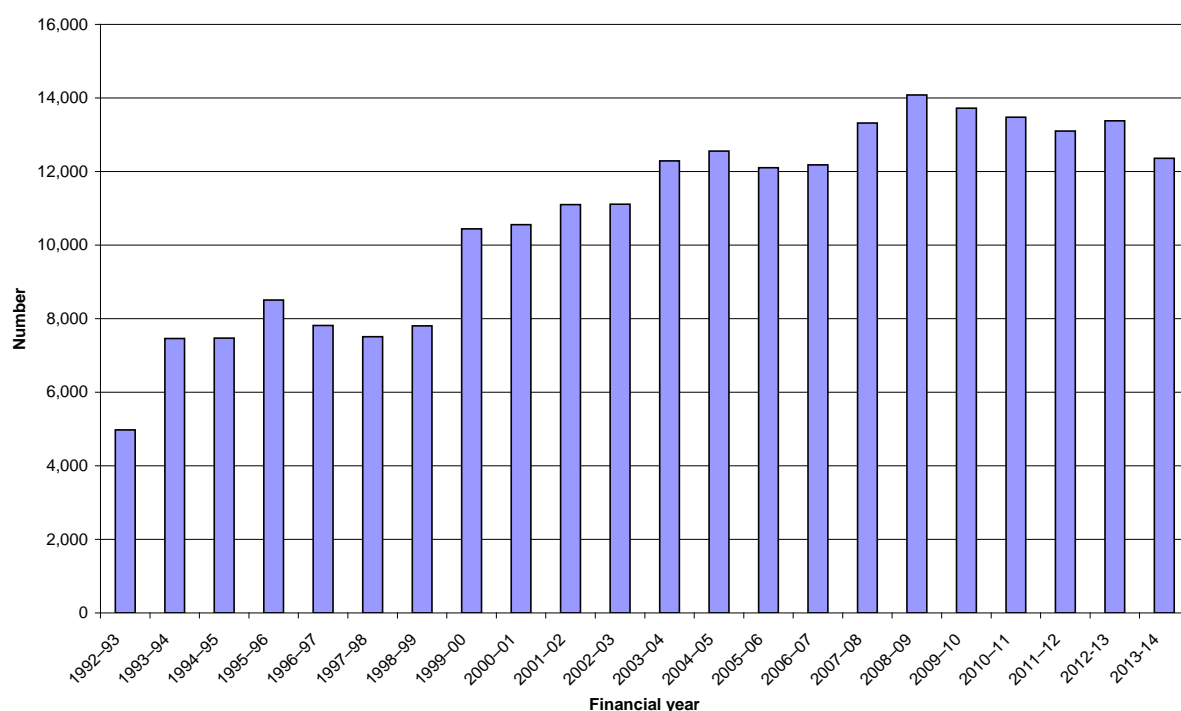


Table 2 sets out the percentage of pages released in full (with no information deleted) or part (with only some information deleted) by all Ministers and agencies (including local government) in response to access and amendment applications over the last 14 years. These percentages are based on a comparison of the total number of pages released with the total number of pages considered when assessing applications.

Table 2. Pages released in full or part, 2000–01 to 2013–14

Financial year	No. of pages considered	Per cent ⁴
2000–01		88.0
2001–02		87.0
2002–03		92.0
2003–04		91.0
2004–05		88.0
2005–06		86.0
2006–07		86.0
2007–08		86.0
2008–09 ⁵	2,090,345	85.0
2009–10	1,090,403	86.0
2010–11	1,584,975	85.3
2011–12	1,762,288	86.9
2012–13	1,839,947	⁶ 74.7
2013–14	1,911,152	71.0

*Data show that the proportion of pages released during 2012–13 and 2013–14 has decreased from previous years **

Note: Fluctuations over time can be the result of any number of factors, e.g. machinery of government changes.

⁴ Percentages are based on a comparison of the total number of pages released with the total number of pages considered when assessing applications.

⁵ The *Right to Information Act 2009* and the *Information Privacy Act 2009* commenced on 1 July 2009.

⁶ This figure was reported incorrectly in the *Right to Information Act 2009 and Information Privacy Act 2009 Annual Report 2012–2013* as 85.1 per cent. An error was detected in preparation of this report.

Figure 3 show the number of IP amendment applications received. The reason for the considerable spike in amendment applications in 2003–04 is not known.

Figure 3. Number of IP amendment applications received, 1992–93 to 2013–14

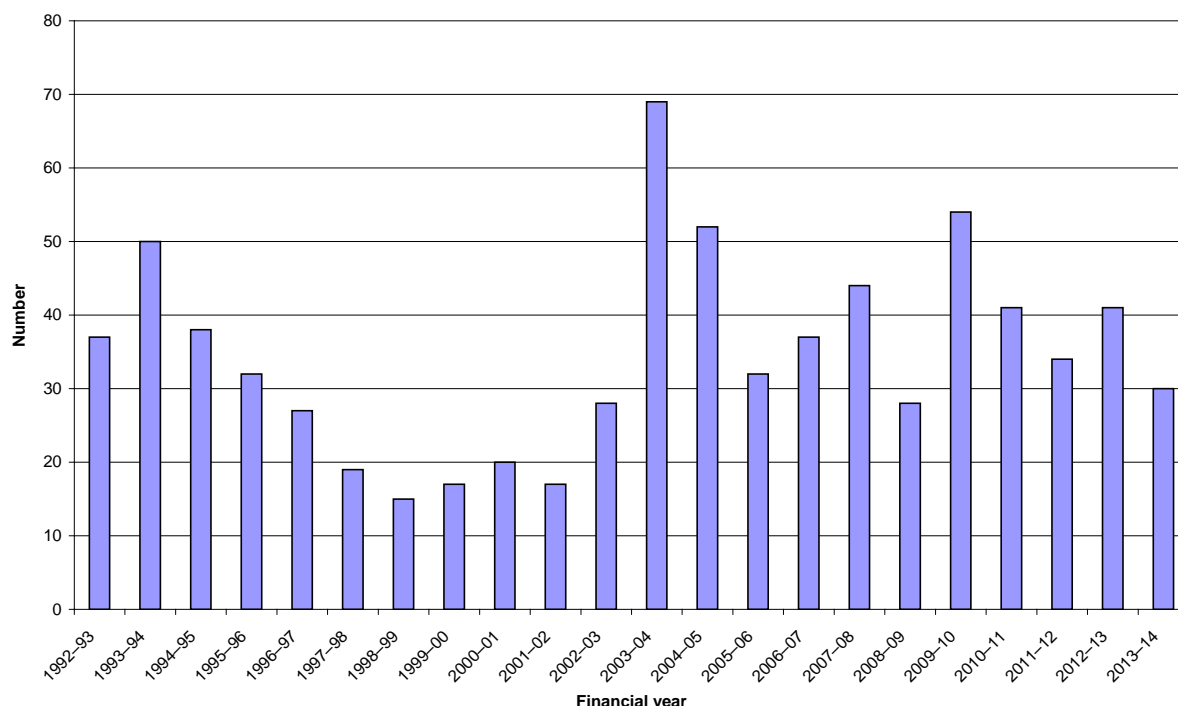


Table 3 details the total revenue received by agency. A 17.6 per cent decrease in fees received, with a total of \$614,691.83 being received in 2012-13 and \$522,638.55 in 2013-14.

Table 3. Amount of fees and charges by portfolio, 2013–14

PORTFOLIO/AGENCY	RTI				IP
	Application fees collected	Processing charges received	Access charges received	Total fees and charges received	Access charges received
		— \$ —			
Premier and Cabinet	4,146.10	13,337.85	0.00	17,483.95	0.00
Aboriginal and Torres Strait Islander and Multicultural Affairs	83.80	2,473.30	0.00	2,557.10	0.00
Agriculture, Fisheries and Forestry	1,466.50	4,379.55	0.00	5,846.05	0.00
Communities, Child Safety and Disability Services	1,842.20	4,031.05	0.00	5,873.25	0.00
Community Safety	713.00	0.00	0.00	713.00	0.00
Education, Training and Employment	4,472.10	16,131.90	0.00	20,604.00	107.60
Energy and Water Supply	5,561.50	7,561.15	0.00	13,122.65	0.00
Environment and Heritage Protection	10,139.80	18,885.60	0.00	29,025.40	0.00
Queensland Health	48,256.30	21,478.32	995.15	70,729.77	315.55
Housing and Public Works	5,315.70	10,341.40	171.20	15,828.30	0.00
Justice and Attorney-General	43,821.60	37,325.26	83.20	81,230.06	0.00
Local Government, Community Recovery and Resilience	41,903.74	40,531.60	2,673.85	85,109.19	55.20
National Parks, Recreation, Sport and Racing	1,466.50	1,463.12	0.00	2,929.62	0.00
Natural Resources and Mines	6,283.20	16,792.89	0.00	23,076.09	0.00
Queensland Police Service	44,451.07	14,563.65	0.00	59,014.72	0.00
Public Safety Business Agency	1,090.85	723.60	0.00	1,814.45	0.00
Science, Information Technology, Innovation and the Arts	924.90	3,889.35	0.00	4,814.25	83.80
State Development, Infrastructure and Planning	3,310.10	12,229.20	0.00	15,539.30	0.00

PORTFOLIO/AGENCY	RTI			Total fees and charges received	IP
	Application fees collected	Processing charges received	Access charges received	— \$ —	Access charges received
Tourism, Major Events, Small Business and the Commonwealth Games	333.80	0.00	0.00	333.80	0.00
Transport and Main Roads	24,044.44	34,506.80	1,415.91	59,967.15	0.00
Queensland Treasury and Trade	2,384.10	4,080.20	0.00	6,464.30	0.00
TOTAL	252,011.30	264,725.79	5,339.31	522,076.40	562.15

Notes about Appendices 2 to 22

Deletion where no data returned

Where an agency has submitted a 'nil return' the line has been deleted from the table.

Disclosure logs section 8(1)(d) RTI Regulation

Not all documents considered will be published on a disclosure log.

Section 78 of the RTI Act applies if a person makes a valid access application to a department or a Minister. Section 78A applies if a person makes a valid access application to another agency, e.g. statutory authority.

Section 78B(1) states –

An agency maintaining a disclosure log must ensure the disclosure log complies with any guidelines published by the Minister on the Minister's website (to the extent the guidelines are consistent with this Act).

Section 78B(2) states –

Without limiting subsection (1), an agency must delete from any document or information included in a disclosure log under section 78 or 78A, any information (including an individual's name) –

- (a) the publication of which is prevented by law; or*
- (b) that may be defamatory; or*
- (c) that, if included in the disclosure log, would unreasonably invade an individual's privacy; or*
- (d) that is, or allows to be ascertained, information –*
 - (i) of a confidential nature that was communicated in confidence by a person other than the agency; or*
 - (ii) that is protected from disclosure under a contract; or*
- (e) that, if included in the disclosure log, would cause substantial harm to an entity.*

Access to some documents may have been provided in 2012-13, with documents being considered for publication or published to a disclosure log in 2013-14. In those cases, publication in 2013-14 will be reported in that year's annual report.

Recording refusal of access – section 8(1)(c) RTI Regulation and section 6(c) IP Regulation

Section 47(3)(a) of the RTI Act provides that access to a document may be refused to the extent the document comprises exempt information under section 48. Section 48(4) of the RTI Act (exempt information) defines exempt information as information that is exempt information under Schedule 3. Refusals of access to exempt information may therefore be recorded as either refusals under section 48 or Schedule 3.

Section 47(3)(b) provides that access to a document may be refused to the extent the document comprises information the disclosure of which will be contrary to the public interest under section 49. Schedule 4 then sets out the factors for deciding the public interest. Refusals of access to 'contrary to the public interest' information may therefore be recorded as either refusals under section 49 or Schedule 4.

APPENDIX 1 – Regulations

Right to Information Regulation 2009

Section 8 Report to Assembly on Act's operation – Act, section 185

- (1) For section 185(2) of the Act, details of the following matters must be included in a report under section 185(1) of the Act in relation to the financial year to which the report relates:
- (a) the number of access applications received by each agency or Minister;
 - (b) for each agency or Minister –
 - (i) the number of refusals to deal with an access application under section 40 of the Act; and
 - (ii) the number of refusals to deal with an access application under section 41 of the Act; and
 - (iii) the number of refusals to deal with an access application under section 43 of the Act;
 - (c) for each agency or Minister – the number of refusals of access under each paragraph of section 47(3) of the Act and any other particular provision of the Act relevant to the refusal;
 - (d) for each agency or Minister – the number of documents included in a disclosure log under section 78 of the Act;
 - (e) for each agency or Minister –
 - (i) the number of deemed decisions under section 46 of the Act; and
 - (ii) the number of decisions on internal review taken to have been made under section 83(2) of the Act;
 - (f) for each agency or Minister –
 - (i) the number of internal review applications received; and
 - (ii) for each application, whether the decision on the internal review was different from the decision subject to internal review, and how it was different;
 - (g) for each agency or Minister –
 - (i) the number of external review applications made in relation to a decision of the agency or Minister; and
 - (ii) the number of external review applications where there was no preceding internal review application to the agency or Minister; and
 - (iii) the number of decisions on external review that affirmed the decision of the agency or Minister; and
 - (iv) the number of decisions on external review that varied the decision of the agency or Minister; and
 - (v) the number of decisions on external review that set aside the decision of the agency or Minister and made another decision in substitution for the decision of the agency or Minister;
 - (h) any disciplinary action taken against an officer in relation to the administration of the Act;

- (i) any proceedings brought for an offence against section 175(1) or (3) of the Act;
- (j) for each agency or Minister – the amount of fees and charges received under the Act;
- (k) any other relevant fact indicating an effort by an agency or Minister to further the object of the Act.

Information Privacy Regulation 2009

Section 6 Report to Assembly on Act's operation – Act, section 194

For section 194(2) of the Act, details of the following matters must be included in a report under section 194(1) of the Act in relation to the financial year to which the report relates -

- (a) the number of access applications and amendment applications received by each agency or Minister;
- (b) for each agency or Minister –
 - (i) the number of refusals to deal with an access application under section 59 of the Act; and
 - (ii) the number of refusals to deal with an access or amendment application under section 60 of the Act; and
 - (iii) the number of refusals to deal with an access application under section 62 of the Act; and
 - (iv) the number of refusals to deal with an amendment application under section 63 of the Act;
- (c) for each agency or Minister – the number of refusals of access under each paragraph of section 47(3) of the *Right to Information Act 2009*, as applied by section 67 of the Act, and any other particular provision of the *Right to Information Act 2009* relevant to the refusal;
- (d) for each agency or Minister –
 - (i) the number of deemed decisions under section 66 and 71 of the Act; and
 - (ii) the number of decisions on internal review taken to have been made under section 97(2) of the Act;
- (e) for each agency or Minister – the number of refusals of amendment under each provision of section 72(1) of the Act;
- (f) for each agency or Minister –
 - (i) the number of internal review applications received; and
 - (ii) for each application, whether the decision on the internal review was different from the decision subject to internal review, and how it was different;
- (g) for each agency or Minister –
 - (i) the number of external review applications made in relation to a decision of the agency or Minister; and
 - (ii) the number of external review applications where there was no preceding internal review application to the agency or Minister; and

- (iii) the number of decisions on external review that affirmed the decision of the agency or Minister; and
 - (iv) the number of decisions on external review that varied the decision of the agency or Minister; and
 - (v) the number of decisions on external review that set aside the decision of the agency or Minister and made another decision in substitution for the decision of the agency or Minister;
- (h) any disciplinary action taken against an officer in relation to the administration of the Act;
 - (i) any proceedings brought for an offence against section 184(1) or (3) of the Act;
 - (j) for each agency or Minister – the amount of charges received under the Act;
 - (k) any other relevant fact indicating an effort by an agency or Minister to further the object of the Act.

APPENDIX 2 – Premier and Cabinet

Table 1. Number of access applications - section 8(1)(a) RTI Regulation and section 6(a) IP Regulation (including IP amendment applications)

PORTFOLIO/AGENCY	Application type	Received	Transferred	Withdrawn	Finalised 30 June 2014
		— no. —			
Office of the Premier	Access-RTI	46	0	5	39
Department of the Premier and Cabinet	Access-RTI	53	1	9	39
Queensland Audit Office	Access-RTI	1	0	0	1
Office of the Queensland Integrity Commissioner	Access-RTI	1	0	0	1
Public Service Commission	Access-RTI	3	0	1	2
Total RTI Applications		104	1	15	82
Office of the Premier	Access-IP	5	0	0	5
Department of the Premier and Cabinet	Access-IP	5	0	0	4
Queensland Audit Office	Access-IP	1	0	0	0
Office of the Queensland Parliamentary Counsel	Access-IP	1	1	0	0
Public Service Commission	Access-IP	1	0	0	1
Total IP Applications		13	1	0	10
TOTAL APPLICATIONS		117	2	15	92

Table 2. Number of refusals to deal - section 8(1)(b) RTI Regulation and section 6(b) IP Regulation

PORTFOLIO/AGENCY	Provision invoked	No. of times <i>i.e. applications</i>
Office of the Premier	s.40 RTI	1
Department of the Premier and Cabinet	s.41 RTI	1
TOTAL		2

Table 3. Number of refusals of access - section 8(1)(c) RTI Regulation and section 6(c) IP Regulation

PORTFOLIO/AGENCY	Application type RTI / IP	Pages considered	Provisions invoked to refuse access	no. of times <i>i.e. pages</i>
			invoked	
Office of the Premier	RTI	1,212	s.52	12
			sch3(2)(1)(a)	11
			sch3(2)(1)(b)	22
			sch3(6)(c)(i)	37
			sch3(7)	24
			sch3(8)(1)	11
			sch3(10)(1)(d)	2
			sch4	89
Department of the Premier and Cabinet	RTI	5,727	s.41	1
			s.52	5
			sch3(2)(1)(a)	860
			sch3(2)(1)(b)	90
			sch3(6)(c)(ii)	14
			sch3(7)	215
			sch3(8)(1)	86

PORTFOLIO/AGENCY	Application type RTI / IP	Pages considered	Provisions invoked to refuse access	no. of times i.e. pages
			invoked	
Department of the Premier and Cabinet (<i>cont'd</i>)	RTI		sch3(10)(1)(a)	20
			sch3(10)(1)(b)	7
			sch3(10)(1)(f)	3
			sch4	613
Queensland Audit Office	RTI	282	sch3(8)(1)	11
			sch4	185
Office of the Queensland Integrity Commissioner	RTI	147	sch4	147
Total RTI		7,368		2,465
Office of the Premier	IP	464	s.52	1
			sch3(6)(c)(i)	16
			sch3(10)(1)(d)	22
			sch4	57
Department of the Premier and Cabinet	IP	924	s.52	2
			sch3(2)(1)(a)	18
			sch3(6)(c)(i)	9
			sch3(7)	96
			sch3(10)(1)(d)	14
			sch4	60
Total IP		1,388		295
TOTAL		8,756		2,760

Table 4. Number of pages included in a disclosure log - section 8(1)(d) RTI Regulation

PORTFOLIO/AGENCY	Total pages published to disclosure log
	no.
Department of the Premier and Cabinet	5,300
Public Service Commission	257
TOTAL	5,557

Table 5. Number of deemed decisions, and decisions taken to have been made on internal review - section 8(1)(e) RTI Regulation or section 6(d) IP Regulation

There were no deemed decisions or decisions taken to have been made at internal review.

Table 6. Number of refusals to amend documents - section 6(e) IP Regulation

There were no refusals to amend documents.

Table 7. Number of internal review applications - section 8(1)(f) RTI Regulation or section 6(f) IP Regulation

PORTFOLIO/AGENCY	No. of internal reviews received	Internal review decision (i.e. upheld on review or varied on review)	If decision varied, how?	Exemption
Office of the Premier	1 – RTI	Varied on review	Additional documents provided	sch4 sch3(6)(c)(i)
	4 – RTI	Upheld on review		
Department of the Premier and Cabinet	1 – RTI	Varied on review	Additional documents provided	sch4
	1 – RTI	Upheld on review		
Public Service Commission	1 – RTI	Varied on review	Additional documents released in full	
Total RTI	8			
Queensland Audit Office	1 – IP	Upheld on review		
Total IP	1			
TOTAL	9			

Table 8. Number of external review applications - section 8(1)(g) RTI Regulation or section 6(g) IP Regulation

PORTFOLIO/AGENCY	No. of external reviews	Type of review	Decision	Act provision
Office of the Premier	8 – RTI	Direct	Informal resolution – withdrawn	
	2 – RTI	Direct	Withdrawn	
	1 – RTI	Direct	Ongoing	
	1 – RTI	Direct	Varied on review – additional documents	
	1 – RTI	Preceding internal review	Ongoing	
	2 – RTI	Preceding internal review	Withdrawn	
Department of the Premier and Cabinet	8 – RTI	Direct	Withdrawn	
	1 – RTI	Direct	Informal resolution – withdrawn	
	1 – RTI	Direct	Upheld on review – outside timeframe	
	1 – RTI	Direct	Ongoing	
	1 – RTI	Preceding internal review	Ongoing	
Queensland Audit Office	1 – RTI	Direct	Ongoing	
Office of the Queensland Integrity Commissioner	1 – RTI	Direct	Ongoing	
TOTAL	28			

Table 9. Amount of fees and charges received under the RTI Act - section 8(1)(j) RTI Regulation

PORTFOLIO/AGENCY	Application fees received	Processing charges received	Access charges received	Total received
		— \$ —		
Department of the Premier and Cabinet	3,980.50	13,273.35	0.00	17,253.85
Queensland Audit Office	41.90	0.00	0.00	41.90
Office of the Queensland Integrity Commissioner	41.90	0.00	0.00	41.90
Public Service Commission	81.80	64.50	0.00	146.30
TOTAL	4,146.10	13,337.85	0.00	17,483.95

Table 10. Amount of charges received under the IP Act - section 6(j) IP Regulation

There were no charges received under the IP Act.

APPENDIX 3 – Aboriginal and Torres Strait Islander and Multicultural Affairs

Table 1. Number of access applications - section 8(1)(a) RTI Regulation and section 6(a) IP Regulation (including IP amendment applications)

PORTFOLIO/AGENCY	Application type	Received	Transferred	Withdrawn	Finalised 30 June 2014
— no. —					
Department of Aboriginal and Torres Strait Islander and Multicultural Affairs	Access-RTI	2	0	1	3
Minister for Aboriginal and Torres Strait Islander and Multicultural Affairs	Access-RTI	1	0	0	1
Total RTI		3	0	1	4
Department of Aboriginal and Torres Strait Islander and Multicultural Affairs	Access-IP	1	0	0	1
Total IP		1	0	0	1
TOTAL APPLICATIONS		4	0	1	5

Table 2. Number of refusals to deal - section 8(1)(b) RTI Regulation and section 6(b) IP Regulation

There were no refusals to deal.

Table 3. Number of refusals of access - section 8(1)(c) RTI Regulation and section 6(c) IP Regulation

PORTFOLIO/AGENCY	Application type RTI / IP	Pages considered	Provisions invoked to refuse access	no. of times i.e. pages
Department of Aboriginal and Torres Strait Islander and Multicultural Affairs	RTI	2,201	invoked	
			sch4	364
			sch3(2)(1)(a)	1
			sch3(2)(1)(b)	26
			sch3(2)(1)(c)	1
Minister for Aboriginal and Torres Strait Islander and Multicultural Affairs	RTI	0	sch3(7)	2
			s.52(1)(a)	1
Total RTI		2,201		395
Department of Aboriginal and Torres Strait Islander and Multicultural Affairs	IP	26	full release	
Total IP		26		0
TOTAL		2,227		395

Table 4. Number of pages included in a disclosure log - section 8(1)(d) RTI Regulation

PORTFOLIO/AGENCY	Total pages published to disclosure log no.
Department of Aboriginal and Torres Strait Islander and Multicultural Affairs	53
Minister for Aboriginal and Torres Strait Islander and Multicultural Affairs	4
TOTAL	57

Table 5. Number of deemed decisions, and decisions taken to have been made on internal review - section 8(1)(e) RTI Regulation or section 6(d) IP Regulation

There were no deemed decisions or decisions taken to have been made at internal review.

Table 6. Number of refusals of amendment – section 6(e) IP Regulation

There were no refusals to amend documents.

Table 7. Number of internal review applications - section 8(1)(f) RTI Regulation or section 6(f) IP Regulation

There were no internal review applications received.

Table 8. Number of external review applications - section 8(1)(g) RTI Regulation or section 6(g) IP Regulation

There were no external review applications received.

Table 9. Amount of fees and charges received under the RTI Act - section 8(1)(j) RTI Regulation

PORTFOLIO/AGENCY	Application fees received	Processing charges received	Access charges received	Total received
		— \$ —		
Department of Aboriginal and Torres Strait Islander and Multicultural Affairs	41.90	2,473.30	0.00	2,515.20
Minister for Aboriginal and Torres Strait Islander and Multicultural Affairs	41.90	0.00	0.00	41.90
TOTAL	83.80	2,473.30	0.00	2,557.10

Table 10. Amount of charges received under the IP Act - section 6(j) IP Regulation

There were no charges received under the IP Act.

APPENDIX 4 – Agriculture, Fisheries and Forestry

Table 1. Number of access applications - section 8(1)(a) RTI Regulation and section 6(a) IP Regulation (including IP amendment applications)

PORTFOLIO/AGENCY	Application type	Received	Transferred	Withdrawn	Finalised 30 June 2014
		— no. —			
Department of Agriculture, Fisheries and Forestry	Access-RTI	34	1	3	26
Minister for Agriculture, Fisheries and Forestry	Access-RTI	1	0	0	0
Total RTI Applications		35	1	3	26
Department of Agriculture, Fisheries and Forestry	Access-IP	4	0	0	3
Minister for Agriculture, Fisheries and Forestry	Access-IP	1	0	0	1
Total IP Applications		5	0	0	4
TOTAL APPLICATIONS		40	1	3	30

Table 2. Number of refusals to deal - section 8(1)(b) RTI Regulation and section 6(b) IP Regulation

There were no refusals to deal.

Table 3. Number of refusals of access - section 8(1)(c) RTI Regulation and section 6(c) IP Regulation

PORTFOLIO/AGENCY	Application type RTI / IP	Pages considered	Provisions invoked to refuse access	no. of times i.e. pages
			invoked	
Department of Agriculture, Fisheries and Forestry	RTI	4,010	sch3(2)(1)(b)	13
			sch3(2)(1)(c)	4
			sch3(10)(1)(a)	8
			sch3(10)(1)(b)	15
			sch3(10)(1)(f)	34
			sch4	1,011
Total RTI		4,010		1,085
Department of Agriculture, Fisheries and Forestry	IP	343	sch3(10)(1)(a)	32
			sch3(10)(1)(b)	2
			sch4	43
Total IP		343		77
TOTAL		4,353		1,162

Table 4. Number of pages included in a disclosure log - section 8(1)(d) RTI Regulation

PORTFOLIO/AGENCY	Total pages published to disclosure log
Department of Agriculture, Fisheries and Forestry	1,103
Minister for Agriculture, Fisheries and Forestry	5
TOTAL	1,108

Table 5. Number of deemed decisions, and decisions taken to have been made on internal review - section 8(1)(e) RTI Regulation or section 6(d) IP Regulation

There were no deemed decisions or decisions taken to have been made at internal review.

Table 6. Number of refusals to amend documents - section 6(e) IP Regulation

There were no refusals to amend documents.

Table 7. Number of internal review applications - section 8(1)(f) RTI Regulation or section 6(f) IP Regulation

PORTFOLIO/AGENCY	No. of internal reviews received	Internal review decision (i.e. upheld on review or varied on review)	If decision varied, how?	Exemption
Department of Agriculture, Fisheries and Forestry	1 – RTI	Varied on review	Further information withheld	sch3(10)(1)(b)
	3 – RTI	Varied on review	Further information released	sch4
	1 – RTI	Upheld on review		
TOTAL	5			

Table 8. Number of external review applications - section 8(1)(g) RTI Regulation or section 6(g) IP Regulation

PORTFOLIO/AGENCY	No. of external reviews	Type of review	Decision	Act provision
Department of Agriculture, Fisheries and Forestry	1 – RTI	Preceding internal review	Under consideration by the OIC	
	1 – RTI	Preceding internal review	Withdrawn – informal resolution	
TOTAL	2			

Table 9. Amount of fees and charges received under the RTI Act - section 8(1)(j) RTI Regulation

PORTFOLIO/AGENCY	Application fees received	Processing charges received	Access charges received	Total received
		— \$ —		
Department of Agriculture, Fisheries and Forestry	1,424.60	4,379.55	0.00	5,804.15
Minister for Agriculture, Fisheries and Forestry	41.90	0.00	0.00	41.90
TOTAL	1,466.50	4,379.55	0.00	5,846.05

Table 10. Amount of charges received under the IP Act - section 6(j) IP Regulation

There were no charges received under the IP Act.

APPENDIX 5 – Communities, Child Safety and Disability Services

Table 1. Number of access applications - section 8(1)(a) RTI Regulation and section 6(a) IP Regulation (including IP amendment applications)

PORTFOLIO/AGENCY	Application type	Received	Transferred	Withdrawn	Finalised 30 June 2014
— no. —					
Department of Communities, Child Safety and Disability Services	Access-RTI	45	0	7	36
Minister for Communities, Child Safety and Disability Services	Access-RTI	1	0	1	0
Total RTI Applications		46	0	8	36
Department of Communities, Child Safety and Disability Services	Access-IP	658	3	39	633
Minister for Communities, Child Safety and Disability Services	Access-IP	0	0	0	1
Commission for Children, Young People and Child Guardian	Access-IP	1	0	0	1
Total IP Applications		659	3	39	635
Department of Communities, Child Safety and Disability Services	Amendment-IP	1	0	0	1
Total IP Amendment Applications		1	0	0	1
TOTAL APPLICATIONS		706	3	47	672

Table 2. Number of refusals to deal - section 8(1)(b) RTI Regulation and section 6(b) IP Regulation

PORTFOLIO/AGENCY	Provision invoked	No. of times i.e. applications
Department of Communities, Child Safety and Disability Services	s.40 RTI	2
	s.43 RTI	1
Total RTI		3
Department of Communities, Child Safety and Disability Services	s.62 IP	7
Total IP		7
TOTAL		10

Table 3. Number of refusals of access - section 8(1)(c) RTI Regulation and section 6(c) IP Regulation

PORTFOLIO/AGENCY	Application type RTI / IP	Pages considered	Provisions invoked to refuse access	no. of times i.e. pages
Department of Communities, Child Safety and Disability Services	RTI	7,914	s.49-other	489
	RTI		sch4	1,829
	RTI		s.52(1)(a)	4
	RTI		s.53(a)	141
	RTI		s.53(d)	7
	RTI		sch3(10)(4)	12
	RTI		sch3(12)(1)	689
	RTI		sch3(2)	14
	RTI		sch3(2)(1)(b)	1
	RTI		sch3(3)(1)(e)	1
	RTI		sch3(6)	28
	RTI		sch3(6)(c)(i)	43

PORTFOLIO/AGENCY	Application type RTI / IP	Pages considered	Provisions invoked to refuse access	no. of times i.e. pages
			invoked	
Department of Communities, Child Safety and Disability Services (cont'd)	RTI		sch3(7)	398
	RTI		sch3(8)(1)	21
Total RTI		7,914		3,677
Department of Communities, Child Safety and Disability Services	IP	240,773	sch4	4,366
	IP		s.50	9,231
	IP		s.51	9
	IP		s.52(1)(a)	20
	IP		s.52(1)(b)	23
	IP		s.53(a)	7,283
	IP		sch3(10)(1)(a)	3,249
	IP		sch3(10)(1)(b)	11
	IP		sch3(10)(1)(f)	48
	IP		sch3(10)(1)(i)	27
	IP		sch3(10)(4)	1,341
	IP		sch3(12)(1)	145,299
	IP		sch3(6)(c)(i)	2
	IP		sch3(7)	368
Minister for Communities, Child Safety and Disability Services	IP		s.52(1)(a)	1
Commission for Children, Young People and Child Guardian	IP		s.52(1)(b)	1
Total IP		240,773		171,279
TOTAL		248,687		174,956

Note: The number of times section 52 is invoked does not equate to the number of pages the provision applies to as a page count is unavailable for documents nonexistent or unlocatable.

Table 4. Number of pages included in a disclosure log - section 8(1)(d) RTI Regulation

PORTFOLIO/AGENCY	Total pages published to disclosure log
	no.
Department of Communities, Child Safety and Disability Services	2,044
Minister for Communities, Child Safety and Disability Services	73
TOTAL	2,117

Table 5. Number of deemed decisions, and decisions taken to have been made on internal review - section 8(1)(e) RTI Regulation or section 6(d) IP Regulation

PORTFOLIO/AGENCY	Provision invoked	No. of times
Department of Communities, Child Safety and Disability Services	s.83(2) RTI	1
TOTAL		1

Table 6. Number of refusals of amendment - section 6(e) IP Regulation

PORTFOLIO/AGENCY	Provision invoked	No. of times
Department of Communities, Child Safety and Disability Services	s.72(1)(a)(i)	1
TOTAL		1

Table 7. Number of internal review applications - section 8(1)(f) RTI Regulation or section 6(f) IP Regulation

PORTFOLIO/AGENCY	No. of internal reviews received	Internal review decision (i.e. upheld on review or varied on review)	If decision varied, how?	Exemption
Department of Communities, Child Safety and Disability Services	1 – RTI	Upheld on review	Deemed decision	s.83(2)
	1 – RTI	Varied on review	Additional information released on partial page/s	
Total RTI	2			
Department of Communities, Child Safety and Disability Services	8 – IP	Upheld on review		
	2 – IP	Varied on review	Additional information released on partial page/s	
	1 – IP	Varied on review	14 pages released in full	
	1 – IP	Varied on review	3 pages released in part	sch3(7)
			23 pages released in full	
			238 pages released in full	sch4
			104 pages released in part	s.52(1)(b)
	1 – IP	Varied on review	28 pages access refused	s.53(d)
Total IP	13			
TOTAL	15			

Table 8. Number of external review applications - section 8(1)(g) RTI Regulation or section 6(g) IP Regulation

PORTFOLIO/AGENCY	No. of external reviews	Type of review	Decision	Act provision
Department of Communities, Child Safety and Disability Services	3	Direct	Under consideration by the OIC	
	4	Direct	Withdrawn	
	1	Preceding internal review	Under consideration by the OIC	
Total RTI	8			
Department of Communities, Child Safety and Disability Services	1	Direct	Outside of timeframe	
	4	Direct	Under consideration by the OIC	
	6	Direct	Withdrawn	
	2	Direct	Upheld on review	
	2	Preceding internal review	Withdrawn	
	4	Preceding internal review	Upheld on review	
Total IP	19			
TOTAL	27			

Table 9. Amount of fees and charges received under the RTI Act - section 8(1)(j) RTI Regulation

PORTFOLIO/AGENCY	Application fees received	Processing charges received	Access charges received	Total received
		— \$ —		
Department of Communities, Child Safety and Disability Services	1,800.30	4,031.05	0.00	5,831.35
Minister for Communities, Child Safety and Disability Services	41.90	0.00	0.00	41.90
TOTAL	1,842.20	4,031.05	0.00	5,873.25

Table 10. Amount of charges received under the IP Act - section 6(j) IP Regulation

There were no charges received under the IP Act.

APPENDIX 6 – Community Safety

Note: RTI and IP statistics for Corrective Services, Emergency Services and the Parole Boards are included in the Department of Community Safety's statistics (outlined below).

Table 1. Number of access applications - section 8(1)(a) RTI Regulation and section 6(a) IP Regulation (including IP amendment applications)

PORTFOLIO/AGENCY	Application type	Received	Transferred	Withdrawn	Finalised 30 June 2014
— no. —					
Department of Community Safety	Access-RTI	19	0	9	23
Total RTI Applications		19	0	9	23
Department of Community Safety	Access-IP	200	1	59	163
Total IP Applications		200	1	59	163
Department of Community Safety	Amendment-IP	3	1	0	2
Total IP Amendment Applications		3	1	0	2
TOTAL APPLICATIONS		222	2	68	188

Table 2. Number of refusals to deal - section 8(1)(b) RTI Regulation and section 6(b) IP Regulation

PORTFOLIO/AGENCY	Provision invoked	No. of times i.e. applications
Department of Community Safety	s.59 IP	107
	s.62 IP	1
TOTAL		108

Table 3. Number of refusals of access - section 8(1)(c) RTI Regulation and section 6(c) IP Regulation

PORTFOLIO/AGENCY	Application type RTI / IP	Pages considered	Provisions invoked to refuse access	no. of times i.e. pages
			invoked	
Department of Community Safety	RTI	3,648	sch3(10)(1)(a)	46
			sch3(10)(1)(i)	69
			sch4	2,019
Total RTI		3,648		2,134
Department of Community Safety	IP	21,096	sch3(8)(1)	13
			sch3(10)(1)(b)	45
			sch3(10)(1)(i)	364
			sch4	3,608
			s.53(a)	15
Total IP		21,096		4,045
TOTAL		24,744		6,179

Table 4. Number of pages included in a disclosure log - section 8(1)(d) RTI Regulation

There were no documents uploaded onto the disclosure log.

Table 5. Number of deemed decisions, and decisions taken to have been made on internal review - section 8(1)(e) RTI Regulation or section 6(d) IP Regulation

There were no deemed decisions, and decisions taken to have been made on internal review.

Table 6. Number of refusals of amendment - section 6(e) IP Regulation

PORTFOLIO/AGENCY	Provision invoked	No. of times
Department of Community Safety	s.72(1)(a)(i)	1
TOTAL		1

Table 7. Number of internal review applications - section 8(1)(f) RTI Regulation or section 6(f) IP Regulation

PORTFOLIO/AGENCY	No. of internal reviews received	Internal review decision (i.e. upheld on review or varied on review)	If decision varied, how?	Exemption
Department of Community Safety	1 – RTI	Upheld on review		s.52
Total RTI	1			
Department of Community Safety	1 – IP	Upheld on review		sch3(10)(1)(i)
	1 – IP	Varied on review	Further documents located and released	sch4
	1 – IP	Varied on review	Documents released on review – previously refused	sch4
	1 – IP	Varied on review	Further documents located and released	s.88 ⁷
Total IP	4			
TOTAL	5			

Table 8. Number of external review applications - section 8(1)(g) RTI Regulation or section 6(g) IP Regulation

PORTFOLIO/AGENCY	No. of external reviews	Type of review	Decision	Act provision
Department of Community Safety	1 – RTI	Direct	Withdrawn	
Total RTI	1			
Department of Community Safety	2 – IP	Direct	Withdrawn	
	2 – IP	Preceding internal review	Upheld on review	
	1 – IP	Preceding internal review	Withdrawn	
	1 – IP	Direct	Varied on review	sch3, s.10(1)(b)
Total IP	6			
TOTAL	7			

Note. The RTI external review was transferred to Department of Justice and Attorney-General - 1 November 2013. 3 x IP external reviews were transferred to Department of Justice and Attorney-General – 1 November 2013.

⁷ Full release with only irrelevant information removed.

Table 9. Amount of fees and charges received under the RTI Act - section 8(1)(j) RTI Regulation

PORTFOLIO/AGENCY	Application fees received	Processing charges received	Access charges received	Total received
		— \$ —		
Department of Community Safety	713.00	0.00	0.00	713.00
TOTAL	713.00	0.00	0.00	713.00

Table 10. Amount of charges received under the IP Act - section 6(j) IP Regulation

There were no charges received under the IP Act.

APPENDIX 7 – Education, Training and Employment

Table 1. Number of access applications - section 8(1)(a) RTI Regulation and section 6(a) IP Regulation (including IP amendment applications)

PORTFOLIO/AGENCY	Application type	Received	Transferred	Withdrawn	Finalised 30 June 2014
			— no. —		
Department of Education, Training and Employment	Access-RTI	102	0	30	80*
Minister for Education, Training and Employment	Access-RTI	3	0	2	2*
Central Queensland University	Access-RTI	1	0	0	1
Griffith University	Access-RTI	2	0	0	3*
James Cook University	Access-RTI	3	0	0	2
Non-State School Accreditation Board	Access-RTI	2	0	1	1
Queensland University of Technology	Access-RTI	7	0	1	5
University of Queensland	Access-RTI	9	0	1	8
University of Southern Queensland	Access-RTI	0	0	0	2*
Total RTI Applications		129	0	35	104
Department of Education, Training and Employment	Access-IP	196	2	57	129*
Central Queensland University	Access-IP	1	0	1	0
Griffith University	Access-IP	9	0	1	9*
James Cook University	Access-IP	2	0	0	2
Non-State School Accreditation Board	Access-IP	1	0	0	1
Queensland Curriculum and Assessment Authority ⁸	Access-IP	3	0	0	3
Queensland University of Technology	Access-IP	3	0	0	3
University of Queensland	Access-IP	18	0	1	22*
University of Southern Queensland	Access-IP	7	0	0	7
University of the Sunshine Coast	Access-IP	1	0	0	1
Total IP Applications		241	2	60	177
Queensland Curriculum and Assessment Authority	Amendment-IP	2	0	0	2
Total IP Amendment Applications		2	0	0	2
TOTAL APPLICATIONS		372	2	95	283

Note(*): Some finalised applications carried over from the 2012-13 reporting period.

Table 2. Number of refusals to deal - section 8(1)(b) RTI Regulation and section 6(b) IP Regulation

PORTFOLIO/AGENCY	Provision invoked	No. of times i.e. applications
Griffith University	s.41 RTI	1
Queensland University of Technology	s.43 RTI	1
University of Queensland	s.41 RTI	1
Total RTI		3
Department of Education, Training and Employment	s.60 IP	1
University of Queensland	s.60 IP	1
	s.62 IP	2
Total IP		4
TOTAL		7

⁸ Formerly the Queensland Studies Authority.

Table 3. Number of refusals of access - section 8(1)(c) RTI Regulation and section 6(c) IP Regulation

PORTFOLIO/AGENCY	Application type RTI / IP	Pages considered	Provisions invoked to refuse access	
			invoked	no. of times i.e. pages
Department of Education, Training and Employment	RTI	14,931	s.47(3)(b)	5,527
			sch4, pt4	5,412
			sch3(2)(1)(a)	83
			sch3(2)(1)(b)	13
			sch3(6)(c)(i)	292
			sch3(7)	24
			sch3(10)(1)(a)	73
			sch3(10)(1)(b)	57
			sch3(10)(4)	1,089
			sch3(3)(1)(c)	4
			sch3(2)(1)(b)	18
			sch3(2)(1)(c)	36
			s.47(3)(c)	2
			s.52(1)(a)	3
Minister for Education, Training and Employment	RTI	40	s.47(3)(b)	11
			sch4, pt4	11
			sch3(6)(c)(i)	3
James Cook University	RTI	2	full release	
Non-State School Accreditation Board	RTI	6	s.47(3)(b)	6
			sch4, pt4	6
Queensland University of Technology	RTI	3,077	sch4, pt4	88
University of Queensland	RTI	145	s.47(3)(b)	88
			s.47(3)(f)	33
University of Southern Queensland	RTI	347	s.47(3)(b)	21
Total RTI		18,548		12,900
Department of Education, Training and Employment	IP	28,343	s.47(3)(b)	5,747
			sch4, pt4	5,746
			sch3(7)	685
			sch3(10)(1)(b)	54
			s.47(3)(d)	38
			s.52(1)(a)	7
Central Queensland University	IP	40	full release	
Griffith University	IP	55	sch3(10)(4)	55
James Cook University	IP	177	sch3(7)	29
Non-State School Accreditation Board	IP	163	s.47(3)(b)	22
			sch4, pt4	22
Queensland Curriculum and Assessment Authority	IP	10	full release	
Queensland University of Technology	IP	171	sch4, pt4	29
University of Queensland	IP	3,694	s.47(3)(b)	221
			s.47(3)(e)	3
			s.47(3)(f)	204
			sch3(8)	4
University of Southern Queensland	IP	810	s.47(3)(b)	280
Total IP		33,463		13,146
TOTAL		52,011		26,046

Table 4. Number of pages included in a disclosure log - section 8(1)(d) RTI Regulation

PORTFOLIO/AGENCY	Total pages published to disclosure log no.
Department of Education, Training and Employment	7,204
Minister for Education, Training and Employment	36
James Cook University	2
Queensland University of Technology	2,654
University of Queensland	261
University of Southern Queensland	188
TOTAL	10,345

Table 5. Number of deemed decisions, and decisions taken to have been made on internal review - section 8(1)(e) RTI Regulation or section 6(d) IP Regulation

PORTFOLIO/AGENCY	Provision invoked	No. of times
Department of Education, Training and Employment	s.46 RTI	1
Total RTI		
Department of Education, Training and Employment	s.97(2) IP	1
Total IP		
TOTAL		2

Table 6. Number of refusals of amendment - section 6(e) IP Regulation

There were no refusals of amendment.

Table 7. Number of internal review applications - section 8(1)(f) RTI Regulation or section 6(f) IP Regulation

PORTFOLIO/AGENCY	No. of internal reviews received	Internal review decision (i.e. upheld on review or varied on review)	If decision varied, how?	Exemption
Department of Education, Training and Employment	1 – RTI	Withdrawn		
	1 – RTI	Varied on review	Additional documents located	s.47(3)(b)
Non-State School Accreditation Board	1 – RTI	Varied on review	The decision was amended to grant partial access to all documents	s.47(3)(b)
Queensland University of Technology	1 – RTI	Upheld on review		
University of Queensland	1 – RTI	Varied on review	Information exempt under different provision	sch3(7)
	1 – RTI	Varied on review	Information refused under different provision	s.47(3)(b)
Total RTI	6			
Department of Education, Training and Employment	1 – IP	Varied on review	Varied the reasons for the initial decision	

PORTFOLIO/AGENCY	No. of internal reviews received	Internal review decision (i.e. upheld on review or varied on review)	If decision varied, how?	Exemption
Department of Education, Training and Employment (<i>cont'd</i>)	1 – IP	Varied on review	Additional documents located	s.47(3)(b)
	1 – IP	Varied on review	Additional documents located	s.47(3)(b)
	1 – IP	Upheld on review	Deemed decision	
	1 – IP		Under consideration by the OIC	
	3 – IP	Upheld on review		
University of Queensland	1 – IP	Varied on review	Additional document released in full	
			The disclosure of information on one document was not contrary to the public interest	
	1 – IP	Varied on review		
	1 – IP	Upheld on review		
	1 – IP	Upheld on review		
Total IP	12			
TOTAL	18			

Table 8. Number of external review applications - section 8(1)(g) RTI Regulation or section 6(g) IP Regulation

PORTFOLIO/AGENCY	No. of external reviews	Type of review	Decision	Act provision
Department of Education, Training and Employment	1 – RTI	Preceding internal review	Under consideration by the OIC	
	1 – RTI	Direct	Upheld on review	
	1 – RTI	Direct	Settled outcome	
	1 – RTI	Direct	Under consideration by the OIC	
Minister for Education, Training and Employment	1 – RTI	Direct	Upheld on review	
Non-State School Accreditation Board	1 – RTI	Preceding internal review	Under consideration by the OIC	
Total RTI	6			
Department of Education, Training and Employment	1 – IP	Preceding internal review	Settled outcome	
	1 – IP	Preceding internal review	Under consideration by the OIC	
	1 – IP	Direct	Under consideration by the OIC	
	4 – IP	Direct	Settled outcome	
University of Queensland	1 – IP	Preceding internal review	Under consideration by the OIC	
Griffith University	1 – IP	Direct	Under consideration by the OIC	
Total IP	9			
TOTAL	15			

Table 9. Amount of fees and charges received under the RTI Act - section 8(1)(j) RTI Regulation

PORTFOLIO/AGENCY	Application fees received	Processing charges received	Access charges received	Total received
		— \$ —		
Department of Education, Training and Employment	3,553.10	16,131.90	0.00	19,685.00
Minister for Education, Training and Employment	125.70	0.00	0.00	125.70
Griffith University	41.90 ⁹	0.00	0.00	41.90
James Cook University	122.90 ¹⁰	0.00	0.00	122.90
Non-State School Accreditation Board	83.80	0.00	0.00	83.80
Queensland University of Technology	293.30	0.00	0.00	293.30
University of Queensland	251.40	0.00	0.00	251.40
TOTAL	4,472.10	16,131.90	0.00	20,604.00

Table 10. Amount of charges received under the IP Act - section 6(j) IP Regulation

PORTFOLIO/AGENCY	Access charges
	\$
Department of Education, Training and Employment	57.75
Queensland Curriculum and Assessment Authority	49.85
TOTAL	107.60

⁹ Agency did not accept an application fee for one RTI application.

¹⁰ Agency accepted a lower application fee for one RTI application.

APPENDIX 8 – Energy and Water Supply

Table 1. Number of access applications - section 8(1)(a) RTI Regulation and section 6(a) IP Regulation (including IP amendment applications)

PORTFOLIO/AGENCY	Application type	Received	Transferred	Withdrawn	Finalised 30 June 2014
			— no. —		
Department of Energy and Water Supply	Access-RTI	31	6	17	11
Minister for Energy and Water Supply	Access-RTI	5	0	0	4
ENERGEX	Access-RTI	33	0	4	29
Energy and Water Ombudsman Queensland	Access-RTI	1	0	0	1
Ergon Energy Corporation Limited	Access-RTI	25	0	1	30
Queensland Bulk Water Supply Authority (trading as Seqwater)	Access-RTI	8	0	0	7
Powerlink Queensland	Access-RTI	27	0	16	11
Queensland Urban Utilities	Access-RTI	9	0	0	9
SunWater	Access-RTI	2	0	0	2
Unity Water	Access-RTI	9	0	1	8
Total RTI Applications		150	6	39	112
ENERGEX	Access-IP	14	0	2	12
Ergon Energy Corporation Limited	Access-IP	7	0	0	7
Ergon Energy Queensland Pty Ltd	Access-IP	4	0	1	3
Energy and Water Ombudsman Queensland	Access-IP	13	0	10	3
Queensland Bulk Water Supply Authority (trading as Seqwater)	Access-IP	2	0	0	2
Powerlink Queensland	Access-IP	1	0	0	1
Queensland Urban Utilities	Access-IP	3	0	0	3
SunWater	Access-IP	1	0	1	0
Total IP Applications		45	0	14	31
TOTAL APPLICATIONS		195	6	53	143

Table 2. Number of refusals to deal - section 8(1)(b) RTI Regulation and section 6(b) IP Regulation

PORTFOLIO/AGENCY	Provision invoked	No. of times i.e. applications
ENERGEX	s.41 RTI	1
Energy and Water Ombudsman Queensland	s.41 RTI	1
Ergon Energy Corporation Limited	s.43 RTI	1
Powerlink Queensland	s.43 RTI	1
Total RTI		4
Energy and Water Ombudsman Queensland	s.62 IP	2
Total IP		2
TOTAL		6

Table 3. Number of refusals of access - section 8(1)(c) RTI Regulation and section 6(c) IP Regulation

PORTFOLIO/AGENCY	Application type RTI / IP	Pages considered	Provisions invoked to refuse access	no. of times i.e. pages
Department of Energy and Water Supply	RTI	6,878	s.52	1

PORTFOLIO/AGENCY	Application type RTI / IP	Pages considered	Provisions invoked to refuse access	
			invoked	no. of times i.e. pages
Department of Energy and Water Supply (<i>cont'd</i>)	RTI		sch3(2)	594
			sch3(2)(1)(a)	2,281
			sch3(2)(1)(b)	9
			sch3(2)(1)(c)	7
			sch3(3)(1)(e)	3
			sch3(7)	14
			sch3(8)(1)	4
			sch3(6)(c)(i)	20
			sch4	797
Minister for Energy and Water Supply	RTI	172	sch3(6)(c)(i)	28
			sch4	70
ENERGEX	RTI	466	s.52	9
			sch3(7)	39
			sch3(8)(1)	5
			sch3(10)(1)(d)	3
			sch4	131
Ergon Energy Corporation Limited	RTI	2,769	s.52	1
			sch3(8)(1)	84
			sch4	236
Powerlink Queensland	RTI	7,856	s.53	722
			sch3(7)	220
			sch4	1,180
Queensland Urban Utilities	RTI	32	s.52	32
Seqwater	RTI	7,845	sch3(7)	17
SunWater	RTI	563	s.51	99
			sch3(7)	190
			sch4	12
Unity Water	RTI	72	full release	
Total RTI		26,653		6,808
ENERGEX	IP	183	s.52	2
			sch4	32
Ergon Energy Corporation Limited	IP	106	s.52	1
Ergon Energy Queensland Pty Ltd	IP	11	full release	
Powerlink Queensland	IP	200	sch4	20
Queensland Urban Utilities	IP	72	sch4	72
Seqwater	IP	313	sch4	167
Total IP		885		294
TOTAL		27,538		7,102

Table 4. Number of pages included in a disclosure log - section 8(1)(d) RTI Regulation

PORTFOLIO/AGENCY	Total pages published to disclosure log
	no.
Department of Energy and Water Supply	1,952
Minister for Energy and Water Supply	42
ENERGEX	419
Powerlink Queensland	23
Seqwater	7,467
Unity Water	72
TOTAL	9,975

Table 5. Number of deemed decisions, and decisions taken to have been made on internal review - section 8(1)(e) RTI Regulation or section 6(d) IP Regulation

PORTFOLIO/AGENCY	Provision invoked	No. of times
Powerlink Queensland	s.83(2) RTI	2
Queensland Urban Utilities	s.66 IP	1
TOTAL		3

Table 6. Number of refusals of amendment - section 6(e) IP Regulation

There were no refusals to amend documents.

Table 7. Number of internal review applications - section 8(1)(f) RTI Regulation or section 6(f) IP Regulation

PORTFOLIO/AGENCY	No. of internal reviews received	Internal review decision (i.e. upheld on review or varied on review)	If decision varied, how?	Exemption
Department of Energy and Water Supply	1 – RTI	Varied on review	Additional information withheld	sch3(6)(c)(i)
Powerlink Queensland	3 – RTI	Upheld on review		
Queensland Urban Utilities	1 – RTI	Varied on review	Additional information released	Documents previously 'out of scope' s.73 – no longer at internal review stage. As such, further documents released.
SunWater	1 – RTI	Upheld on review		
Total RTI	6			
Energy and Water Ombudsman Queensland	1 – IP	Varied on review	Additional information released	sch3(7)
Powerlink Queensland	1 – IP	Upheld on review		
Total IP	2			
TOTAL	8			

Table 8. Number of external review applications - section 8(1)(g) RTI Regulation or section 6(g) IP Regulation

PORTFOLIO/AGENCY	No. of external reviews	Type of review	Decision	Act provision
Department of Energy and Water Supply	1 – RTI	Preceding internal review	Varied on review – withdrawn	
Ergon Energy Corporation Limited	1 – RTI	Direct	Upheld on review	
Queensland Urban Utilities	1 – RTI	Direct	Under consideration by the OIC	
SunWater	1 – RTI	Direct	Under consideration by the OIC	
TOTAL	4			

Table 9. Amount of fees and charges received under the RTI Act - section 8(1)(j) RTI Regulation

PORTFOLIO/AGENCY	Application fees received	Processing charges received	Access charges received	Total received
		— \$ —		
Department of Energy and Water Supply	1,131.30	1,922.10	0.00	3,053.40
Minister for Energy and Water Supply	209.50	761.10	0.00	970.60
ENERGEX	1,332.40	0.00	0.00	1,332.40
Energy and Water Ombudsman Queensland	41.90	0.00	0.00	41.90
Ergon Energy Corporation Limited	1,047.50	0.00	0.00	1,047.50
Powerlink Queensland	709.50	2,914.35	0.00	3,623.85
Queensland Urban Utilities	377.10	1,513.60	0.00	1,890.70
Seqwater	293.30	450.00	0.00	743.30
SunWater	83.80	0.00	0.00	83.80
Unity Water	335.20	0.00	0.00	335.20
TOTAL	5,561.50	7,561.15	0.00	13,122.65

Table 10. Amount of charges received under the IP Act - section 6(j) IP Regulation

There were no charges received under the IP Act.

APPENDIX 9 – Environment and Heritage Protection

Table 1. Number of access applications - section 8(1)(a) RTI Regulation and section 6(a) IP Regulation (including IP amendment applications)

PORTFOLIO/AGENCY	Application type	Received	Transferred	Withdrawn	Finalised 30 June 2014
				— no. —	
Department of Environment and Heritage Protection	Access-RTI	217	1	68	136
Minister for Environment and Heritage Protection	Access-RTI	24	0	7	7
Total RTI Applications		241	1	75	143
Department of Environment and Heritage Protection	Access-IP	5	0	0	3
Total IP Applications		5	0	0	3
TOTAL APPLICATIONS		246	1	75	146

Table 2. Number of refusals to deal - section 8(1)(b) RTI Regulation and section 6(b) IP Regulation

There were no refusals to deal.

Table 3. Number of refusals of access - section 8(1)(c) RTI Regulation and section 6(c) IP Regulation

PORTFOLIO/AGENCY	Application type RTI / IP	Pages considered	Provisions invoked to refuse access	no. of times i.e. pages
			invoked	
Department of Environment and Heritage Protection	RTI	39,164	s.52	1
			s.53(d)	7
			sch3(1)	4
			sch3(2)	54
			sch3(2)(1)(a)	241
			sch3(2)(1)(b)	26
			sch3(2)(1)(c)	18
			sch3(3)	6
			sch3(3)(1)(e)	62
			sch3(6)(c)(i)	59
			sch3(7)	89
			sch3(8)(1)	13
			sch3(10)(1)(a)	1,985
			sch3(10)(1)(b)	168
			sch3(10)(1)(f)	27
			sch4	8,033
Minister for Environment and Heritage Protection	RTI	1,257	s.52	1
			sch3(2)(1)(a)	80
			sch3(6)	26
			sch3(6)(c)(i)	11
			sch3(6)(c)(ii)	127
			sch4	451
Total RTI		40,421		11,489
Department of Environment and Heritage Protection	IP	377	sch3(10)(1)(b)	1
			sch4	94
Total IP		377		95
TOTAL		40,798		11,584

Table 4. Number of pages included in a disclosure log - section 8(1)(d) RTI Regulation

PORTFOLIO/AGENCY	Total pages published to disclosure log no.
Department of Environment and Heritage Protection	2,289
Minister for Environment and Heritage Protection	183
TOTAL	2,472

Table 5. Number of deemed decisions, and decisions taken to have been made on internal review - section 8(1)(e) RTI Regulation or section 6(d) IP Regulation

There were no deemed decisions or decisions taken to have been made at internal review.

Table 6. Number of refusals of amendment - section 6(e) IP Regulation

There were no refusals to amend documents.

Table 7. Number of internal review applications - section 8(1)(f) RTI Regulation or section 6(f) IP Regulation

PORTFOLIO/AGENCY	No. of internal reviews received	Internal review decision (i.e. upheld on review or varied on review)	If decision varied, how?	Exemption
Department of Environment and Heritage Protection	2 – RTI	Upheld on review		
	2 – RTI	Varied on review	Additional information withheld	sch4
	3 – RTI	Varied on review	Additional documents released	sch4
	1 – RTI	Varied on review	Additional information withheld	sch3(8)
	2 – RTI	Varied on review	Additional documents withheld	sch4
TOTAL	10			

Table 8. Number of external review applications – section 8(1)(g) RTI Regulation or section 6(g) IP Regulation

PORTFOLIO/AGENCY	No. of external reviews	Type of review	Decision	Act provision
Department of Environment and Heritage Protection	1 – RTI	Preceding internal review	OIC made decision not to review	s.88(1)(d)
	7 – RTI	Direct	Informal resolution – withdrawn	
	2 – RTI	Preceding internal review	Informal resolution – withdrawn	
	2 – RTI	Preceding internal review	Varied on review ¹¹ – informal resolution – withdrawn	
	2 – RTI	Direct	Under consideration by the OIC	
Minister for Environment and Heritage Protection	3 – RTI	Direct	Informal resolution – withdrawn	

¹¹ At External Review, the OIC wrote to the relevant third party conveying its view and inviting them to provide submissions prior to OIC recommending the Department of Environment and Heritage Protection (the Department) release the information in issue to the applicant. As no submissions were received from the third party, the OIC considered this to mean - the third party no longer maintains its objections to the information in issue. A copy of the information was supplied to the applicant by the Department at the request of the OIC.

PORTFOLIO/AGENCY	No. of external reviews	Type of review	Decision	Act provision
Minister for Environment and Heritage Protection (cont'd)	2 – RTI	Direct	Under consideration by the OIC	
TOTAL	19			

Table 9. Amount of fees and charges received under the RTI Act - section 8(1)(j) RTI Regulation

PORTFOLIO/AGENCY	Application fees received	Processing charges received	Access charges received	Total received
		— \$ —		
Department of Environment and Heritage Protection	9,134.20	17,453.70	0.00	26,587.90
Minister for Environment and Heritage Protection	1,005.60	1,431.90	0.00	2,437.50
TOTAL	10,139.80	18,885.60	0.00	29,025.40

Table 10. Amount of charges received under the IP Act - section 6(j) IP Regulation

There were no charges received under the IP Act.

APPENDIX 10 – Queensland Health

Note. The Queensland Ambulance Service (previously under the Department of Community Safety) moved to Queensland Health on 1 October 2013.

Table 1. Number of access applications - section 8(1)(a) RTI Regulation and section 6(a) IP Regulation (including IP amendment applications)

PORTFOLIO/AGENCY	Application type	Received ¹²	Transferred — no. —	Withdrawn	Finalised 30 June 2014
Department of Health	Access-RTI	131	51	21	164
Office of the Minister for Health	Access-RTI	15	0	8	16
Cairns and Hinterland Hospital and Health Service	Access-RTI	88	2	13	73
Central Queensland Hospital and Health Service					
Central Queensland	Access-RTI	25	4	7	16
Gladstone	Access-RTI	3	0	0	3
Central West Hospital and Health Service	Access-RTI	2	0	1	2
Children's Health Queensland	Access-RTI	12	0	1	11
Darling Downs Hospital and Health Service	Access-RTI	93	0	4	92
Gold Coast Hospital and Health Service	Access-RTI	68	1	16	38
Mackay Hospital and Health Service	Access-RTI	17	0	0	15
Metro North Hospital and Health Service					
Metro North	Access-RTI	2	0	0	1
Redcliffe-Caboolture					
Redcliffe	Access-RTI	30	0	6	19
Caboolture	Access-RTI	38	0	2	31
Royal Brisbane and Women's Hospital	Access-RTI	280	0	31	249
The Prince Charles Hospital	Access-RTI	104	0	4	100
Metro South Hospital and Health Service					
Bayside	Access-RTI	10	0	1	9
Logan-Beaudesert	Access-RTI	12	0	3	8
Princess Alexandra Hospital	Access-RTI	172	0	4	181
QELI Hospital	Access-RTI	10	0	0	11
North West Hospital and Health Service	Access-RTI	4	0	0	4
South West Hospital and Health Service	Access-RTI	4	0	1	3
Sunshine Coast Hospital and Health Service	Access-RTI	104	0	5	97
Torres Strait/Cape York Hospital and Health Service					
Cape York	Access-RTI	3	0	1	3
Torres Strait-Northern Peninsula	Access-RTI	3	0	0	3
Townsville Hospital and Health Service	Access-RTI	29	0	2	26
West Moreton Hospital and Health Service	Access-RTI	68	0	17	44
Wide Bay Hospital and Health Service					
Bundaberg, North Burnett and Wide Bay	Access-RTI	15	0	4	11
Fraser Coast	Access-RTI	12	0	1	15
Office of the Health Ombudsman ¹³	Access-RTI	24	0	0	24
Total RTI Applications		1,378	58	153	1,269
Department of Health	Access-IP	183	113	21	241
Office of the Minister for Health	Access-IP	3	0	1	4
Cairns and Hinterland Hospital and Health Service	Access-IP	116	2	8	106
Central Queensland Hospital and Health Service					
Central Queensland	Access-IP	53	14	9	11
Gladstone	Access-IP	35	0	0	35
Central West Hospital and Health Service	Access-IP	2	0	0	1

¹² The Department of Health have previously reported on both valid and purported/non-compliant applications. It should be noted that there is an obvious decrease in applications received for the 2013-14 financial year, compared to previous years, due to the removal of purported/non-compliant applications from the 'received' totals. A total of 449 purported/non-compliant applications were received across the health portfolio in the 2013-14 financial year, which is a significant number.

¹³ Formerly Health Quality and Complaints Commission.

PORTFOLIO/AGENCY	Application type	Received ¹⁴	Transferred	Withdrawn	Finalised 30 June 2014
			— no. —		
Children's Health Queensland	Access-IP	150	0	8	125
Darling Downs Hospital and Health Service	Access-IP	117	1	1	124
Gold Coast Hospital and Health Service	Access-IP	169	0	19	107
Mackay Hospital and Health Service	Access-IP	55	0	0	55
Metro North Hospital and Health Service					
Redcliffe-Caboolture					
Redcliffe	Access-IP	63	0	2	60
Caboolture	Access-IP	203	1	4	192
Royal Brisbane and Women's Hospital	Access-IP	203	2	11	190
The Prince Charles Hospital	Access-IP	160	0	4	156
Metro South Hospital and Health Service					
Bayside	Access-IP	38	0	0	38
Logan-Beaudesert	Access-IP	89	1	0	83
Princess Alexandra Hospital	Access-IP	240	0	7	241
QEI Hospital	Access-IP	9	0	0	9
North West Hospital and Health Service	Access-IP	19	0	0	19
South West Hospital and Health Service	Access-IP	2	0	0	2
Sunshine Coast Hospital and Health Service	Access-IP	197	0	22	179
Torres Strait/Cape York Hospital and Health Service					
Cape York	Access-IP	2	0	0	2
Torres Strait-Northern Peninsula	Access-IP	2	0	0	2
Townsville Hospital and Health Service	Access-IP	130	0	4	118
West Moreton Hospital and Health Service	Access-IP	220	3	29	182
Wide Bay Hospital and Health Service					
Bundaberg, North Burnett and Wide Bay	Access-IP	51	0	5	46
Fraser Coast	Access-IP	80	1	0	91
Office of the Health Ombudsman ¹⁵	Access-IP	57	0	0	57
Total IP		2,648	138	155	2,476
Department of Health	Amendment-IP	0	1	0	0
Darling Downs Hospital and Health Service	Amendment-IP	1	0	0	1
Metro North Hospital and Health Service					
Redcliffe-Caboolture					
Redcliffe	Amendment-IP	1	0	0	1
Caboolture	Amendment-IP	1	0	0	1
Royal Brisbane and Women's Hospital	Amendment-IP	1	0	0	1
Metro South Hospital and Health Service					
Bayside	Amendment-IP	3	0	0	3
Princess Alexandra Hospital	Amendment-IP	1	0	0	1
South West Hospital and Health Service	Amendment-IP	1	0	0	1
Sunshine Coast Hospital and Health Service	Amendment-IP	4	0	2	1
Total IP Amendment Applications		13	1	2	10
TOTAL APPLICATIONS		4,039	197	310	3,755

¹⁴ The Department of Health have previously reported on both valid and purported/non-compliant applications. It should be noted that there is an obvious decrease in applications received for the 2013-14 financial year, compared to previous years, due to the removal of purported/non-compliant applications from the 'received' totals. A total of 449 purported/non-compliant applications were received across the health portfolio in the 2013-14 financial year, which is a significant number.

¹⁵ Formerly Health Quality and Complaints Commission.

Table 2. Number of refusals to deal - section 8(1)(b) RTI Regulation and section 6(b) IP Regulation

PORTFOLIO/AGENCY	Provision invoked	No. of times <i>i.e. applications</i>
Cairns and Hinterland Hospital and Health Service	s.40 RTI	3
Gold Coast Hospital and Health Service	s.40 RTI	1
Wide Bay Hospital and Health Service		
Bundaberg, North Burnett and Wide Bay	s.41 RTI	1
Total RTI		5
Cairns and Hinterland Hospital and Health Service	s.59 IP	1
	s.62 IP	1
Gold Coast Hospital and Health Service	s.62 IP	1
Royal Brisbane and Women's Hospital	s.62 IP	1
Total IP		4
TOTAL		9

Table 3. Number of refusals of access - section 8(1)(c) RTI Regulation and section 6(c) IP Regulation

PORTFOLIO/AGENCY	Application type RTI / IP	Pages considered	Provisions invoked to refuse access	no. of times <i>i.e. pages</i>
			invoked	
Department of Health	RTI	15,616	s.47(3)(b)	518
			s.47(3)(e)	1
			s.47(3)(a)-sch3(2)(1)(b)	20
			s.47(3)(a)-sch3(3)(6)(c)(i)	5
			s.47(3)(a)-sch3(7)	103
			s.47(3)(a)-sch3(10)(1)(a)	4
Office of the Minister for Health	RTI	598	s.47(3)(b)	108
			s.47(3)(a)-sch3(2)(1)(b)	4
			s.47(3)(a)-sch3(3)(6)(c)(i)	60
Cairns and Hinterland Hospital and Health Service	RTI	11,300	s.47(3)(b)	466
			s.47(3)(d)	2
Central Queensland Hospital and Health Service	RTI	2,785	full release	
Central West Hospital and Health Service	RTI	75	full release	
Children's Health Queensland	RTI	846	s.47(3)(b)	97
			s.47(3)(a)-sch3(12)(1)	69
Darling Downs Hospital and Health Service	RTI	14,035	s.47(3)(b)	562
			s.47(3)(a)-sch3(12)(1)	4
Gold Coast Hospital and Health Service	RTI	6,332	s.47(3)(b)	5,198
			s.47(3)(c)	63
			s.47(3)(e)	1
			s.47(3)(a)-sch3(2)(1)(b)	42
			s.47(3)(a)-sch3(8)(1)	12
Mackay Hospital and Health Service	RTI	4,159	s.47(3)(b)	238
			s.47(3)(a)-sch1(9)	1
Metro North Hospital and Health Service				
Metro North	RTI	19	full release	
Redcliffe-Caboolture	RTI	8,528	s.47(3)(b)	489
			s.47(3)(d)	1
			s.47(3)(a)-sch3(8)(1)	998
			s.47(3)(a)-sch3(10)(1)(i)	5
			s.47(3)(a)-sch3(12)(1)	4
Royal Brisbane and Women's Hospital	RTI	41,715	s.47(3)(b)	4,755
			s.47(3)(f)	31
			s.47(3)(a)-sch3(8)(1)	27
			s.47(3)(a)-sch3(10)(1)(f)	4
			s.47(3)(a)-sch3(12)(1)	10

PORTFOLIO/AGENCY	Application type RTI / IP	Pages considered	Provisions invoked to refuse access	no. of times i.e. pages
			invoked	
The Prince Charles Hospital	RTI	12,390	s.47(3)(b)	2,573
			s.47(3)(e)	1
			s.47(3)(a)-sch3(12)(1)	18
Metro South Hospital and Health Service				
Bayside	RTI	603	s.47(3)(b)	19
			s.47(3)(e)	1
Logan-Beaudesert	RTI	1,419	full release	
Princess Alexandra Hospital	RTI	49,049	s.47(3)(b)	738
			s.47(3)(e)	8
			s.47(3)(a)-sch3(8)(1)	6
			s.47(3)(a)-sch3(12)(1)	165
QEI Hospital	RTI	4,268	s.47(3)(b)	14
North West Hospital and Health Service	RTI	314	full release	
South West Hospital and Health Service	RTI	213	s.47(3)(a)-sch3(10)(4)	1
Sunshine Coast Hospital and Health Service	RTI	25,939	s.47(3)(b)	3,133
			s.47(3)(f)	22
			s.47(3)(a)-sch3(7)	3
			s.47(3)(a)-sch3(8)(1)	138
			s.47(3)(a)-sch3(10)(1)(a)	8
			s.47(3)(a)-sch3(10)(1)(i)	8
			s.47(3)(a)-sch3(10)(4)	385
			s.47(3)(a)-sch3(12)(1)	110
			s.36(3)-deemed withdrawal	1
			s.73 – irrelevant	14
Torres Strait/Cape York Hospital and Health Service				
Cape York	RTI	10	s.47(3)(b)	10
Torres Strait-Northern Peninsula	RTI	28	s.47(3)(b)	10
Townsville Hospital and Health Service	RTI	5,602	s.47(3)(b)-sch4, pt4(6)	63
			s.47(3)(b)-sch4, pt3	27
			s.47(3)(b)-sch4, pt4(8)	5
			s.73	46
West Moreton Hospital and Health Service	RTI	6,894	s.47(3)(b)	610
			s.47(3)(f)	500
			s.47(3)(a)-sch3(10)(1)(b)	4
			s.47(3)(a)-sch3(10)(1)(i)	23
Wide Bay Hospital and Health Service				
Bundaberg, North Burnett and Wide Bay	RTI	1,375	s.47(3)(b)	131
Fraser Coast	RTI	1,536	s.47(3)(b)	6
			s.47(3)(e)	1
			s.47(3)(f)	1
			s.47(3)(a)-sch3(7)	52
Office of the Health Ombudsman ¹⁶	RTI	7,460	s.47(3)(b)	1,025
			s.47(3)(a)-sch3(10)(1)(a)	1,416
Total RTI		223,108		25,198
Department of Health	IP	7,168	s.47(3)(b)	875
			s.47(3)(d)	2
			s.47(3)(a)-sch3(7)	15
			s.47(3)(a)-sch3(10)(1)(f)	3
			s.47(3)(a)-sch3(10)(1)(i)	43
Office of the Minister for Health	IP	118	s.47(3)(b)	1
			s.47(3)(a)-sch3(3)(6)(c)(i)	14
Cairns and Hinterland Hospital and Health Service	IP	23,335	s.47(3)(b)	1,076
			s.47(3)(c)	4
			s.47(3)(d)	2,312
			s.47(3)(a)-sch3(10)(1)(a)	471
			s.47(3)(a)-sch3(10)(1)(i)	8
			s.47(3)(a)-sch3(12)(1)	11

¹⁶ Formerly Health Quality and Complaints Commission.

PORTFOLIO/AGENCY	Application type RTI / IP	Pages considered	Provisions invoked to refuse access	no. of times i.e. pages
			invoked	
Central Queensland Hospital and Health Service	IP	2,594	full release	
Central West Hospital and Health Service	IP	36	s.47(3)(a)-sch3(8)(1)	5
Children's Health Queensland	IP	34,904	s.47(3)(b)	248
			s.47(3)(e)	8
			s.47(3)(a)-sch3(12)(1)	40
Darling Downs Hospital and Health Service	IP	20,626	s.47(3)(b)	196
			s.47(3)(a)-sch3(8)(1)	113
			s.47(3)(a)-sch3(10)(1)(i)	132
			s.47(3)(a)-sch3(12)(1)	100
Gold Coast Hospital and Health Service	IP	12,779	s.47(3)(b)	185
			s.47(3)(a)-sch3(8)(1)	311
			s.47(3)(a)-sch3(10)(1)(i)	38
			s.47(3)(a)-sch3(12)(1)	1
Mackay Hospital and Health Service	IP	23,250	s.47(3)(d)	1,344
			s.47(3)(a)-sch3(7)	31
			s.47(3)(a)-sch3(10)(1)(i)	69
Metro North Hospital and Health Service				
Redcliffe-Caboolture	IP	50,730	s.47(3)(b)	922
			s.47(3)(c)	1,283
			s.47(3)(d)	1,224
			s.47(3)(e)	16
			s.47(3)(a)-sch3(7)	79
			s.47(3)(a)-sch3(8)(1)	129
			s.47(3)(a)-sch3(10)(1)(c)	34
			s.47(3)(a)-sch3(10)(1)(d)	16
			s.47(3)(a)-sch3(10)(1)(f)	4
			s.47(3)(a)-sch3(10)(1)(i)	165
			s.47(3)(a)-sch3(12)(1)	453
Royal Brisbane and Women's Hospital	IP	43,136	s.47(3)(b)	1,024
			s.47(3)(c)	35
			s.47(3)(d)	5,019
			s.47(3)(a)-sch3(7)	1
			s.47(3)(a)-sch3(8)(1)	249
			s.47(3)(a)-sch3(10)(1)(f)	22
			s.47(3)(a)-sch3(12)(1)	88
The Prince Charles Hospital	IP	21,906	s.47(3)(b)	547
			s.47(3)(e)	8
			s.47(3)(a)-sch3(8)(1)	28
			s.47(3)(a)-sch3(10)(1)(b)	23
			s.47(3)(a)-sch3(10)(1)(i)	46
			s.47(3)(a)-sch3(12)(1)	86
Metro South Hospital and Health Service				
Bayside	IP	9,269	s.47(3)(c)	197
			s.47(3)(e)	40
			s.47(3)(a)-sch1(8)	6
			s.47(3)(a)-sch3(8)(1)	197
			s.47(3)(a)-sch3(10)(1)(d)	1
			s.47(3)(a)-sch3(10)(1)(i)	21
Logan-Beauresert	IP	20,507	s.47(3)(b)	15
			s.47(3)(a)-sch1(8)	344
Princess Alexandra Hospital	IP	61,842	s.47(3)(b)	1,560
			s.47(3)(e)	13
			s.47(3)(a)-sch3(8)(1)	246
			s.47(3)(a)-sch3(10)(1)(i)	153
QEI Hospital	IP	87	s.47(3)(e)	5
North West Hospital and Health Service	IP	351	full release	
South West Hospital and Health Service	IP	52	full release	
Sunshine Coast Hospital and Health Service	IP	35,689	s.47(3)(b)	2,320
			s.47(3)(c)	170
			s.47(3)(a)-sch3(8)(1)	343

PORTFOLIO/AGENCY	Application type RTI / IP	Pages considered	Provisions invoked to refuse access	no. of times i.e. pages
			invoked	
Sunshine Coast Hospital and Health Service	IP		s.47(3)(a)-sch3(10)(1)(a)	2
			s.47(3)(a)-sch3(10)(1)(i)	30
			s.47(3)(a)-sch3(12)(1)	232
			s.88 – irrelevant	33
			s.52(1)(a)	5
Townsville Hospital and Health Service	IP	26,659	s.47(3)(b)-sch4, pt4(6)	14
			s.47(3)(b)-sch4, pt3	279
			s.47(3)(b)-sch4, pt4(8)	35
			s.47(3)(d)	5,705
			s.47(3)(e)	1
			s.47(3)(a)-sch3(10)(1)(c)	20
			s.47(3)(a)-sch3(10)(1)(i)	782
			s.47(3)(a)-sch3(12)(1)	2
West Moreton Hospital and Health Service	IP	59,726	s.47(3)(b)	1,685
			s.47(3)(e)	265
			s.47(3)(f)	296
			s.47(3)(a)-sch3(8)(1)	100
			s.47(3)(a)-sch3(10)(1)(b)	31
			s.47(3)(a)-sch3(10)(1)(c)	17,031
			s.47(3)(a)-sch3(10)(1)(d)	9,846
			s.47(3)(a)-sch3(10)(1)(e)	23
			s.47(3)(a)-sch3(12)(1)	21
Wide Bay Hospital and Health Service Bundaberg, North Burnett and Wide Bay	IP	12,316	s.47(3)(b)	347
			s.47(3)(f)	4
			s.47(3)(a)-sch3(10)(1)(d)	99
			s.47(3)(a)-sch3(10)(1)(i)	11
			s.47(3)(a)-sch3(12)(1)	39
Fraser Coast	IP	13,305	s.47(3)(b)	346
			s.47(3)(e)	2
			s.47(3)(a)-sch3(10)(1)(i)	50
			s.47(3)(a)-sch3(12)(1)	137
Office of the Health Ombudsman ¹⁷	IP	26,198	s.47(3)(b)	520
			s.47(3)(a)-sch3(10)(1)(a)	3,035
Total IP		506,583		65,816
TOTAL		729,691		91,014

Table 4. Number of pages included in a disclosure log - section 8(1)(d) RTI Regulation

PORTFOLIO/AGENCY	Total pages published to disclosure log
	no.
Department of Health	3,192
Office of the Minister for Health	464
Cairns and Hinterland Hospital and Health Service	96
Central Queensland Hospital and Health Service	487
Central West Hospital and Health Service	75
Darling Downs Hospital and Health Service	102
Gold Coast Hospital and Health Service	174
Metro North Hospital and Health Service	
Redcliffe-Caboolture	351
Royal Brisbane and Women's Hospital	27
The Prince Charles Hospital	217

¹⁷ Formerly Health Quality and Complaints Commission.

PORTFOLIO/AGENCY	Total pages published to disclosure log no.
Metro South Hospital and Health Service	
Princess Alexandra Hospital	820
Sunshine Coast Hospital and Health Service	53
Townsville Hospital and Health Service	108
West Moreton Hospital and Health Service	62
TOTAL	6,228

Table 5. Number of deemed decisions, and decisions taken to have been made on internal review - section 8(1)(e) RTI Regulation or section 6(d) IP Regulation

PORTFOLIO/AGENCY	Provision invoked	No. of times
Department of Health	s.46 RTI	5
	s.83(2) RTI	1
Office of the Minister for Health	s.46 RTI	3
Central Queensland Hospital and Health Service	s.46 RTI	1
Darling Downs Hospital and Health Service	s.46 RTI	3
Gold Coast Hospital and Health Service	s.46 RTI	3
Metro North Hospital and Health Service		
Caboolture	s.46 RTI	2
Royal Brisbane and Women's Hospital	s.46 RTI	1
The Prince Charles Hospital	s.46 RTI	1
Total RTI		20
Department of Health		
Cairns and Hinterland Hospital and Health Service	s.66 IP	2
Children's Health Queensland	s.66 IP	3
Darling Downs Hospital and Health Service	s.66 IP	3
Gold Coast Hospital and Health Service	s.66 IP	14
Metro North Hospital and Health Service		
Royal Brisbane and Women's Hospital	s.66 IP	2
Sunshine Coast Hospital and Health Service	s.66 IP	1
Townsville Hospital and Health Service	s.66 IP	1
Wide Bay Hospital and Health Service		
Fraser Coast	s.66 IP	4
Total IP		30
TOTAL		50

Table 6. Number of refusals of amendment - section 6(e) IP Regulation

PORTFOLIO/AGENCY	Provision invoked	No. of times
Metro North Hospital and Health Service		
Royal Brisbane and Women's Hospital	s.72(1)(a)(i)	1
TOTAL		1

Table 7. Number of internal review applications - section 8(1)(f) RTI Regulation or section 6(f) IP Regulation

PORTFOLIO/AGENCY	No. of internal reviews received	Internal review decision (i.e. upheld on review or varied on review)	If decision varied, how?	Exemption
Department of Health	2 – RTI	Upheld on review		
	1 – RTI	Deemed access decision		
Gold Coast Hospital and Health Service	1 – RTI	Withdrawn		
Torres Strait/Cape York Hospital and Health Service				
Torres Strait-Northern Peninsula	1 – RTI	Outside timeframe for submission	Internal review declined	
Office of the Health Ombudsman ¹⁸	2 – RTI	Upheld on review		
Total RTI	7			
Gold Coast Hospital and Health Service	2 – IP	Upheld on review		
Metro North Hospital and Health Service				
Royal Brisbane and Women's Hospital	1 – IP	Upheld on review		
Sunshine Coast Hospital and Health Service	1 – IP	Withdrawn		
	1 – IP	Varied on review	Additional information released	sch4, pt4(6)(1)
Office of the Health Ombudsman ¹⁹	1 – IP	Upheld on review		
Total IP	6			
TOTAL	13			

Table 8. Number of external review applications - section 8(1)(g) RTI Regulation or section 6(g) IP Regulation

PORTFOLIO/AGENCY	No. of external reviews	Type of review	Decision	Act provision
Department of Health	1 – RTI	Direct	Withdrawn	
	2 – RTI	Direct	Under consideration by the OIC	
	1 – RTI	Preceding internal review ²⁰	Withdrawn	
Cairns and Hinterland Hospital and Health Service	1 – RTI	Direct	Upheld on review	
Central Queensland Hospital and Health Service	1 – RTI	Direct	Resolved informally	
			Varied on review –sufficiency of search, additional documents located and released in full	
Children's Health Queensland	1 – RTI	Direct		
Darling Downs Hospital and Health Service	1 – RTI	Direct	Upheld on review	
Gold Coast Hospital and Health Service	1 – RTI	Direct	Withdrawn	
	1 – RTI	Direct	Resolved informally	
Metro North Hospital and Health Service				
Royal Brisbane and Women's Hospital	1 – RTI	Direct	Settled outcome	
The Prince Charles Hospital	1 – RTI	Direct	Upheld on review	
Metro South Hospital and Health Service				
Princess Alexandra Hospital	1 – RTI	Direct	Resolved informally	
Townsville Hospital and Health Service	1 – RTI	Direct	Settled outcome ²¹	
West Moreton Hospital and Health Service	1 – RTI	Direct	Resolved informally	
	1 – RTI	Direct	Withdrawn	
Total RTI	16			

¹⁸ Formerly Health Quality and Complaints Commission.

¹⁹ Formerly Health Quality and Complaints Commission.

²⁰ Internal Review was from previous year.

²¹ Information Commissioner negotiated additional information previously exempted to be released.

PORTFOLIO/AGENCY	No. of external reviews	Type of review	Decision	Act provision
Department of Health	1 – IP	Direct	Settled outcome	
Cairns and Hinterland Hospital and Health Service	1 – IP	Direct	Varied on review – full exemption on records	s.47(3)(a), sch3(10)(1)(a)
	1 – IP	Direct	Settled outcome – agreed on further processing	
	1 – IP	Direct	Under consideration by the OIC	
Central Queensland Hospital and Health Service	1 – IP	Direct	Decision made - no further action from the OIC	
	1 – IP	Direct	Application not received by Hospital and Health Service. Applicant to submit. No further action from OIC.	
Children's Health Queensland	1 – IP	Direct	Varied on review – additional documents located and released in full	s.47(3)(b)
Gold Coast Hospital and Health Service	2 – IP	Direct	Resolved informally	
	1 – IP	Direct	Under consideration by the OIC	
Mackay Hospital and Health Service	1 – IP	Direct	Varied on review – additional documents released	s.47(a), sch3(10)(1)(i) of RTI Act and s.67(1) of IP Act
Metro North Hospital and Health Service				
Royal Brisbane and Women's Hospital	1 – IP	Preceding internal review	Settled outcome	
	2 – IP	Direct	Under consideration by the OIC	
The Prince Charles Hospital	1 – IP	Direct	Upheld on review	
Metro South Hospital and Health Service				
Bayside	1 – IP	Direct	Settled outcome	
Princess Alexandra Hospital	1 – IP	Direct	Resolved informally	
Sunshine Coast Hospital and Health Service	1 – IP	Preceding internal review	Upheld on review	
	1 – IP	Preceding internal review	Under consideration by the OIC	
	1 – IP	Direct	Under consideration by the OIC	
Townsville Hospital and Health Service	1 – IP	Direct	Varied on review – additional information released ²²	
West Moreton Hospital and Health Service	1 – IP	Direct	Varied on review – additional information released	
	1 – IP	Direct	Upheld on review	
Wide Bay Hospital and Health Service				
Bundaberg, North Burnett and Wide Bay	1 – IP	Direct	Under consideration by the OIC	
Office of the Health Ombudsman ²³	1 – IP	Direct	Upheld on review	
Total IP	25			
TOTAL	41			

²² Information Commissioner negotiated additional third party communications to be released to the applicant. Decision maker agreed to the additional information being released.

²³ Formerly Health Quality and Complaints Commission.

Table 9. Amount of fees and charges received under the RTI Act - section 8(1)(j) RTI Regulation

PORTFOLIO/AGENCY	Application fees received	Processing charges received	Access charges received	Total received
		— \$ —		
Department of Health	2,514.00	4,596.83	0.00	7,110.83
Office of the Minister for Health	502.80	736.20	0.00	1,239.00
Cairns and Hinterland Hospital and Health Service	3,100.30	812.00	117.15	4,029.45
Central Queensland Hospital and Health Service	621.50	193.50	0.00	815.00
Gladstone	124.50	0.00	0.00	124.50
Central West Hospital and Health Service	83.80	141.90	0.00	225.70
Children's Health Queensland	458.10	0.00	0.00	458.10
Darling Downs Hospital and Health Service	3,088.00	469.54	0.00	3,557.54
Gold Coast Hospital and Health Service	2,430.20	3,283.25	0.00	5,713.45
Mackay Hospital and Health Service	628.50	0.00	300.00	928.50
Metro North Hospital and Health Service				
Metro North	41.90	0.00	0.00	41.90
Redcliffe	878.50	325.00	0.00	1,203.50
Caboolture	1,254.20	154.80	154.80	1,563.80
Royal Brisbane and Women's Hospital	10,376.00	3,353.00	0.00	13,729.00
The Prince Charles Hospital	4,318.70	412.80	0.00	4,731.50
Metro South Hospital and Health Service				
Bayside	335.20	0.00	0.00	335.20
Logan-Beaudesert	377.10	0.00	0.00	377.10
Princess Alexandra Hospital	7,205.40	938.75	269.20	8,413.35
QELI Hospital	497.20	0.00	0.00	497.20
North West Hospital and Health Service	162.00	0.00	0.00	162.00
South West Hospital and Health Service	112.90	0.00	0.00	112.90
Sunshine Coast Hospital and Health Service	4,546.10	1,946.90	98.60	6,591.60
Torres Strait/Cape York Hospital and Health Service				
Cape York	83.80	0.00	0.00	83.80
Torres Strait-Northern Peninsula	125.70	0.00	0.00	125.70
Townsville Hospital and Health Service	753.00	206.40	0.00	959.40
West Moreton Hospital and Health Service	1,836.60	3,378.12	55.40	5,270.12
Wide Bay Hospital and Health Service				
Bundaberg, North Burnett and Wide Bay	291.90	0.00	0.00	291.90
Fraser Coast	502.80	296.70	0.00	799.50
Office of the Health Ombudsman ²⁴	1,005.60	232.63	0.00	1,238.23
TOTAL	48,256.30	21,478.32	995.15	70,729.77

Table 10. Amount of charges received under the IP Act - section 6(j) IP Regulation

PORTFOLIO/AGENCY	Access charges
	\$
Metro North Hospital and Health Service	
Caboolture	11.60
Metro South Hospital and Health Service	
Logan-Beaudesert	22.55
Princess Alexandra Hospital	281.40
TOTAL	315.55

²⁴ Formerly Health Quality and Complaints Commission.

APPENDIX 11 – Housing and Public Works

Table 1. Number of access applications - section 8(1)(a) RTI Regulation and section 6(a) IP Regulation (including IP amendment applications)

PORTFOLIO/AGENCY	Application type	Received	Transferred	Withdrawn	Finalised 30 June 2014
		— no. —			
Department of Housing and Public Works	Access – RTI	40	0	7	49
Minister for Housing and Public Works	Access – RTI	1	0	0	1
Board of Professional Engineers of Queensland	Access – RTI	5	0	0	4
Building Services Authority	Access – RTI	29	0	3	33
Plumbing Industry Council	Access – RTI	5	0	0	5
Queensland Building and Construction Commission	Access – RTI	50	0	5	38
Residential Tenancies Authority	Access – RTI	2	1	0	1
Total RTI Applications		132	1	15	131
Department of Housing and Public Works	Access – IP	45	0	1	42
Minister for Housing and Public Works	Access – IP	1	0	0	1
Building Services Authority	Access – IP	16	0	0	18
Queensland Building and Construction Commission	Access – IP	16	0	0	12
Residential Tenancies Authority	Access – IP	6	0	0	6
Total IP Applications		84	0	1	79
Department of Housing and Public Works	Amendment – IP	2	0	0	2
Total IP Amendment Applications		2	0	0	2
TOTAL APPLICATIONS		218	1	16	212

Table 2. Number of refusals to deal - section 8(1)(b) RTI Regulation and section 6(b) IP Regulation

There were no refusals to deal.

Table 3. Number of refusals of access - section 8(1)(c) RTI Regulation and section 6(c) IP Regulation

PORTFOLIO/AGENCY	Application type RTI / IP	Pages considered	Provisions invoked to refuse access	no. of times i.e. pages
			invoked	
Department of Housing and Public Works	RTI	11,128	s.47(3)(a)	
			sch3(2)(1)(a)	2,686
			sch3(2)(1)(b)	1
			sch3(6)(c)(1)	98
			sch3(7)	2,036
			sch3(10)(1)(h)	169
			sch3(10)(1)(i)	2
			s.47(3)(b)	
			sch4	1,594
			s.47(3)(e)	
			s.52	10
Minister for Housing and Public Works	RTI		s.47(3)(e)	
			s.52	1
Board of Professional Engineers of Queensland	RTI	382	s.47(3)(a)	

PORTFOLIO/AGENCY	Application type RTI / IP	Pages considered	Provisions invoked to refuse	no. of times i.e. pages
			invoked	
Board of Professional Engineers of Queensland (cont'd)	RTI		sch3(7)	80
			s.47(3)(b)	
			sch4	38
Building Services Authority	RTI	28,856	s.47(3)(a)	
			sch3(7)	374
			sch3(8)(1)	4
			sch3(10)(1)(b)	76
			sch3(10)(1)(f)	1
			s.47(3)(b)	
			sch4	4,429
			s.37(3)(e)	
			s.52	4
			s.47(3)(f)	
			s.53(d)	81
Plumbing Industry Council	RTI	206	sch4	202
			s.47(3)(f)	
			s.53(d)	4
Queensland Building and Construction Commission	RTI	9,697	s.47(3)(a)	
			sch3(7)	178
			sch3(8)(1)	1
			sch3(10)(1)(a)	33
			s.47(3)(b)	
			sch4	1,002
			s.47(3)(e)	
			s.52	4
			s.47(3)(f)	
			s.53(d)	16
Residential Tenancies Authority	RTI	28	full release	
Total RTI		50,297		13,124
Department of Housing and Public Works	IP	6,737	s.47(3)(b)	
			sch4	962
			s.47(3)(e)	
			s.52	5
Minister for Housing and Public Works	IP	16	sch3(6)(c)(i)	9
			sch4	9
Building Services Authority	IP	5,573	s.47(3)(a)	
			sch3(7)	95
			sch3(8)(1)	1
			s.47(3)(b)	
			sch4	118
			s.47(3)(e)	
			s.52	1
			s.47(3)(f)	
			s.53(a)	15
Queensland Building and Construction Commission	IP	3,274	s.47(3)(a)	
			sch3(7)	371
			sch3(10)(1)(b)	148
			s.47(3)(b)	
			sch4	165
			s.47(3)(f)	
			s.53(a)	4
Residential Tenancies Authority	IP	43	full release	
Total IP		15,643		1,903
TOTAL		65,940		15,027

Table 4. Number of pages included in a disclosure log - section 8(1)(d) RTI Regulation

PORTFOLIO/AGENCY	Total pages published to disclosure log
Department of Housing and Public Works	1,563
Board of Professional Engineers of Queensland	300
Queensland Building and Construction Commission	59
TOTAL	1,922

Table 5. Number of deemed decisions, and decisions taken to have been made on internal review - section 8(1)(e) RTI Regulation or section 6(d) IP Regulation

PORTFOLIO/AGENCY	Provision invoked	No. of times
Department of Housing and Public Works	s.46 RTI	1
TOTAL		1

Table 6. Number of refusals of amendment - section 6(e) IP Regulation

There were no refusals to amend documents.

Table 7. Number of internal review applications - section 8(1)(f) RTI Regulation or section 6(f) IP Regulation

PORTFOLIO/AGENCY	No. of internal reviews received	Internal review decision (i.e. upheld on review or varied on review)	If decision varied, how?	Exemption
Department of Housing and Public Works	3 – RTI	Upheld on review		
Building Services Authority	1 – RTI	Varied on review	Additional information released	sch4, pt3(3)
	1 – RTI	Withdrawn		sch4, pt3(2)
	1 – RTI	Varied on review	Additional documents released with less exemptions	sch3(7)
Queensland Building and Construction Commission	1 – RTI	Varied on review	Additional information released	sch4, pt3(6)
	1 – RTI	Varied on review	Additional document in scope	
Plumbing Industry Council	1 – RTI	Varied on review	Additional information released	sch4, pt4(6)
Total RTI	9			
Department of Housing and Public Works	1 – IP	Upheld on review		
Total IP	1			
TOTAL	10			

Table 8. Number of external review applications - section 8(1)(g) RTI Regulation or section 6(g) IP Regulation

PORTFOLIO/AGENCY	No. of external reviews	Type of review	Decision	Act provision
Department of Housing and Public Works	2 – RTI	Direct	Varied on review – settled outcome	
	1 – RTI	Preceding internal review	Varied on review – settled outcome	
Board of Professional Engineers of Queensland	1 – RTI	Direct ²⁵		
Pool Safety Council ²⁶	2 – RTI	Direct	Upheld – settled outcome	
Queensland Building and Construction Commission	1 – RTI	Direct	Varied on review	s.43(3)(d)(ii) and s.28(2)
	1 – RTI	Preceding internal review	Under consideration by the OIC	
Total RTI	8			
TOTAL	8			

Table 9. Amount of fees and charges received under the RTI Act - section 8(1)(j) RTI Regulation

PORTFOLIO/AGENCY	Application fees received	Processing charges received	Access charges received	Total received
		— \$ —		
Department of Housing and Public Works	1,676.00	5,694.00	0.00	7,370.00
Minister for Housing and Public Works	41.90	0.00	0.00	41.90
Building Services Authority	1,209.50	3,334.20	42.20	4,585.90
Board of Professional Engineers of Queensland	209.50	129.00	129.00	467.50
Plumbing Industry Council	209.50	0.00	0.00	209.50
Queensland Building and Construction Commission	1,927.40	1,184.20	0.00	3,111.60
Residential Tenancies Authority	41.90	0.00	0.00	41.90
TOTAL	5,315.70	10,341.40	171.20	15,828.30

Table 10. Amount of charges received under the IP Act - section 6(j) IP Regulation

There were no charges received under the IP Act.

²⁵ The OIC has not made a decision whether to accept this application. The Commissioner is undertaking preliminary enquiries with the Board of Professional Engineers of Queensland to inform a decision about whether to accept the application.

²⁶ One external review decision carried over from the 2012/13 financial year.

APPENDIX 12 – Justice and Attorney-General

Note. Q-COMP's statistics are for the period 1 July 2013 to 29 October 2013. For the period 30 October 2013 to 30 June 2014, Workers' Compensation Regulatory statistics will be incorporated into the Department of Justice and Attorney-General's figures.

Queensland Corrective Services moved to the Department of Justice and Attorney-General on 1 February 2014.

Table 1. Number of access applications - section 8(1)(a) RTI Regulation and section 6(a) IP Regulation (including IP amendment applications)

PORTFOLIO/AGENCY	Application type	Received	Transferred	Withdrawn	Finalised 30 June 2014
— no. —					
Department of Justice and Attorney-General	Access – RTI	1,128	5	104	1,128
Attorney-General and Minister for Justice	Access – RTI	25	0	1	22
Anti-Discrimination Commission Queensland	Access – RTI	1	0	1	0
Crime and Misconduct Commission	Access – RTI	19	0	0	21
Electoral Commission of Queensland	Access – RTI	2	0	0	3
Legal Aid Queensland	Access – RTI	1	0	0	1
Legal Services Commission	Access – RTI	2	0	0	2
The Public Trustee of Queensland	Access – RTI	9	0	0	10
Q-COMP (Workers' Compensation Regulatory Authority)	Access – RTI	3	0	0	3
Queensland Law Society	Access – RTI	2	0	0	2
Queensland Ombudsman	Access – RTI	0	0	0	1
WorkCover Queensland	Access – RTI	16	0	1	17
Total RTI Applications		1,208	5	107	1,210
Department of Justice and Attorney-General	Access – IP	516	1	10	431
Attorney-General and Minister for Justice	Access – IP	1	0	0	1
Anti-Discrimination Commission Queensland	Access – IP	1	0	0	1
Crime and Misconduct Commission	Access – IP	5	0	0	4
Electoral Commission of Queensland	Access – IP	1	0	0	1
Legal Aid Queensland	Access – IP	21	0	0	21
The Public Trustee of Queensland	Access – IP	8	0	2	8
Queensland Ombudsman	Access – IP	3	0	0	3
WorkCover Queensland	Access – IP	3	0	0	3
Total IP Applications		559	1	12	473
TOTAL APPLICATIONS		1,767	6	119	1,683

Table 2. Number of refusals to deal - section 8(1)(b) RTI Regulation and section 6(b) IP Regulation

PORTFOLIO/AGENCY	Provision invoked	No. of times i.e. applications
Department of Justice and Attorney-General	s.40 RTI	1
Crime and Misconduct Commission	s.41 RTI	1
	s.43 RTI	1
Legal Services Commission	s.41 RTI	1
The Public Trustee of Queensland	s.43 RTI	1
Total RTI		5
Department of Justice and Attorney-General	s.59 IP	2
Crime and Misconduct Commission	s.60 IP – access	2
Total IP		4
TOTAL		9

Table 3. Number of refusals of access - section 8(1)(c) RTI Regulation and section 6(c) IP Regulation

PORTFOLIO/AGENCY	Application type RTI / IP	Pages considered	Provisions invoked to refuse access	no. of times i.e. pages
Department of Justice and Attorney-General	RTI	278,381	invoked	
			sch3(1)	2
			sch3(2)(1)(a)	191
			sch3(2)(1)(b)	296
			sch3(2)(1)(c)	61
			sch3(3)(1)(b)	4
			sch3(3)(1)(c)(ii)	23
			sch3(3)(1)(e)	28
			sch3(3)(1)(f)	8
			sch3(4)	3
			sch3(6)(c)(i)	68
			sch3(7)	3,791
			sch3(8)(1)	2
			sch3(10)(1)(a)	11,531
			sch3(10)(1)(b)	969
			sch3(10)(1)(d)	5
			sch3(10)(1)(e)	1,497
			sch3(10)(1)(f)	92
			sch3(10)(1)(i)	70
			sch3(10)(3)(a)	622
			sch3(10)(4)	11,977
			sch4, pt3(2)	1,312
			sch4, pt3(3)	17,188
			sch4, pt3(5)	2
			sch4, pt3(6)	96
			sch4, pt3(10)	6
			sch4, pt3(15)	1,071
			sch4, pt3(20)	115
			sch4, pt4(1)(1)(a)	504
			sch4, pt4(1)(1)(b)	2
			sch4, pt4(4)(1)(a)	115
			sch4, pt4(4)(1)(b)	115
			sch4, pt4(5)(1)(b)(iii)	3
			sch4, pt4(6)(1)	11,112
			sch4, pt4(7)(1)(a)	15
			sch4, pt4(7)(1)(b)(ii)	10
			sch4, pt4(7)(1)(c)	375
			sch4, pt4(8)(1)(a)	76
			s.52(1)(a)	159
			s.52(1)(b)	6
			s.53(a)	9,077
			s.53(d)	1,457
Attorney-General and Minister for Justice	RTI	1,302	s.52(1)(a)	16
			full release	
			sch4, pt3(3)	11
Crime and Misconduct Commission	RTI	17,536	s.47(3)(a), sch3(6)(b)	66
			s.47(3)(a), sch3(10)(1)(a)	1
			s.47(3)(a), sch3(10)(1)(f)	675
			s.47(3)(a), sch3(10)(1)(g)	1
			s.47(3)(a), sch3(10)(1)(i)	1
			s.47(3)(a), sch3(10)(1)(j)	1
			s.47(3)(a), sch3(10)(4)	16,021
			s.47(3)(a), sch3(12)(1)	22

PORTFOLIO/AGENCY	Application type RTI / IP	Pages considered	Provisions invoked to refuse access	no. of times i.e. pages access refused
Crime and Misconduct Commission (<i>cont'd</i>)	RTI	note ²⁷	s.47(3)	
Electoral Commission of Queensland	RTI	15	s.47(3)(a), sch3(7)	7
Legal Aid Queensland	RTI	1	sch3(7)	1
Legal Services Commission	RTI	366	s.47(3)(a)	50
			s.47(3)(b)	79
The Public Trustee of Queensland	RTI	4,174	sch3(7)	239
			sch4, pt3(3)	90
			sch4, pt4(6)(1)	216
Q-COMP (Workers' Compensation Regulatory Authority)	RTI	13,562	s.47(3)(f), s.53(a)	9,354
			s.47(3)(f), s.53(a)	4,208
Queensland Law Society	RTI	36	s.47(3)(b)	36
WorkCover Queensland	RTI	3,826	s.47(3)(b)	1,042
			s.73(2)	31
Total RTI		319,199		106,224
Department of Justice and Attorney-General	IP	69,402	sch3(1)	4
			sch3(10)(1)(a)	39
			sch3(10)(1)(b)	6
			sch3(10)(1)(d)	88
			sch3(10)(1)(e)	1
			sch3(10)(1)(f)	9
			sch3(10)(1)(g)	13
			sch3(10)(1)(i)	655
			sch3(10)(1)(j)	10
			sch3(12)(1)	11
			sch3(3)(1)(a)	2
			sch3(3)(1)(c)(i)	7
			sch3(7)	688
			sch4, pt3(10)	3
			sch4, pt3(3)	1,426
			sch4, pt3(4)	525
			sch4, pt4(5)(1)(b)(i)	1
			sch4, pt4(5)(1)(b)(iii)	6
			sch4, pt4(6)(1)	1,387
			sch4, pt4(7)(1)(c)	4
			s.52(1)(a)	37
			s.53(d)	90
Attorney-General and Minister for Justice	IP	8	full release	
Crime and Misconduct Commission	IP	400	s.47(3)(a), sch3(10)(1)(a)	40
			s.47(3)(a), sch3(10)(1)(b)	9
			s.47(3)(a), sch3(10)(1)(f)	45
			s.47(3)(a), sch3(10)(4)	178
			s.47(3)(b), sch4	72
Legal Aid Queensland	IP	2,218	sch3(10)(1)(b)	33
			sch4	149
			s.52 ²⁸	
The Public Trustee of Queensland	IP	963	s.52(1)(a)	1
			sch3(7)	10
			sch4, pt3(3)	6
			sch4, pt4(6)(1)	14
			s.67(1) IP Act	
Queensland Ombudsman	IP	315	s.47(3)(b), sch4 RTI Act	97
Total IP		73,306		5,666
TOTAL		392,505		111,890

²⁷ RTI access application – access to whole file refused.

²⁸ Section 52 - non-existent/unlocatable documents was invoked three times. However, these applications have not been included in the total number of pages considered as there were no documents to consider. Also unable to provide the number of pages as they do not exist.

Table 4. Number of pages included in a disclosure log - section 8(1)(d) RTI Regulation

PORTFOLIO/AGENCY	Total pages published to disclosure log
Department of Justice and Attorney-General	16,855
Attorney-General and Minister for Justice	1,359
Electoral Commission of Queensland	18
WorkCover Queensland	351
TOTAL	18,583

Table 5. Number of deemed decisions, and decisions taken to have been made on internal review - section 8(1)(e) RTI Regulation or section 6(d) IP Regulation

PORTFOLIO/AGENCY	Provision invoked	No. of times
Department of Justice and Attorney-General	s.46 RTI	12
Crime and Misconduct Commission	s.46 RTI	2
	s.83(2) RTI	1
Q-COMP (Workers' Compensation Regulatory Authority)	s.46 RTI	1
Total RTI		16
The Public Trustee of Queensland	s.66 IP	1
Queensland Ombudsman	s.66 IP	1
Total IP		2
TOTAL		18

Table 6. Number of refusals of amendment - section 6(e) IP Regulation

There were no refusals to amend documents.

Table 7. Number of internal review applications - section 8(1)(f) RTI Regulation or section 6(f) IP Regulation

PORTFOLIO/AGENCY	No. of internal reviews received	Internal review decision (i.e. upheld on review or varied on review)	If decision varied, how?	Exemption
Department of Justice and Attorney-General	6 – RTI	Upheld on review		
	1 – RTI	Varied on review	Overturned	sch3(10)(1)(b)
	4 – RTI	Varied on review		sch4, pt3(3)
	1 – RTI	Varied on review		s.48, sch3(6)(c)(i)
	2 – RTI	Varied on review	Additional documents released	
	1 – RTI	Varied on review	Additional documents released	sch4, pt3(3)
	1 – RTI	Withdrawn		
	1 – RTI	Varied on review	Additional documents released – sufficiency of search	
	1 – RTI	Application not accepted by the department	Applicant submitted internal review request too late	
Attorney-General and Minister for Justice	2 – RTI	Upheld on review		

PORTFOLIO/AGENCY	No. of internal reviews received	Internal review decision (i.e. upheld on review or varied on review)	If decision varied, how?	Exemption
Crime and Misconduct Commission	1 – RTI	Varied on review	Extra partial release ²⁹	sch3(10)(1)(b)
	1 – RTI	Varied on review	Extra partial release	sch3(10)(1)(b)
	1 – RTI	Upheld on review		sch3(10)(4)
	1 – RTI	Varied on review	Extra partial release ³⁰	sch3(10)(4)
Total RTI	24			
Department of Justice and Attorney-General	1 – IP	Varied on review		sch4, pt3(3)
	2 – IP	Varied on review	Full release	
	3 – IP	Upheld on review		
	1 – IP	Varied on review	Additional documents located and released	
	1 – IP	Varied on review	Additional documents released	sch4, pt3(3)
	1 – IP	Varied on review	An additional 61 pages released in full or part	
	1 – IP	Varied on review	An additional 14 pages released in full and 2 pages in part	sch4, pt4(6)(1) s.88(2)
	1 – IP	Varied on review		s.67(1) IP Act s.47(3)(b)
Queensland Ombudsman	1 – IP	Upheld on review		sch4 RTI Act
	1 – IP	Withdrawn		
Total IP	12			
TOTAL	36			

Table 8. Number of external review applications - section 8(1)(g) RTI Regulation or section 6(g) IP Regulation

PORTFOLIO/AGENCY	No. of external reviews	Type of review	Decision	Act provision
Department of Justice and Attorney-General	1 – RTI	Preceding Internal Review ³¹	Resolved informally – settled outcome	
	2 – RTI	Direct	Upheld on review – resolved informally	
	4 – RTI	Direct	Upheld on review	
	1 – RTI	Direct	Varied on review – additional documents released	sch3(10)(1)(b) sch4, pt3(2) sch4, pt4(6)(1) s.73(2)
	1 – RTI	Direct	Varied on review	s.47(3)(a) sch3(10)(4)
	2 – RTI	Preceding internal review	Upheld on review	
	1 – RTI	Direct	Varied on review - additional documents located – 19 pages released and 30 pages access refused	s.47(3)(a), sch3(7)
	2 – RTI	Direct	Withdrawn by applicant	
	1 – RTI	Direct	Deemed decision – external review not accepted by the OIC	
	2 – RTI	Preceding internal review	Withdrawn by applicant	

²⁹ Internal review decision later determined by OIC to be deemed decision due to time miscalculation.

³⁰ Original decision later determined by OIC to be deemed due to time miscalculation.

³¹ Applicant submitted external review to Q-COMP (Workers' Compensation Regulatory Authority) on 14 November 2013. Responsibility for the external review was transferred to the Department of Justice and Attorney-General at this time and finalised by the Office of the Information Commissioner on 17 February 2014.

PORTFOLIO/AGENCY	No. of external reviews	Type of review	Decision	Act provision
Department of Justice and Attorney-General (<i>cont'd</i>)	1 – RTI	Direct	Deemed decision – documents released at external review stage	s.46
	4 – RTI	Direct	Under consideration by the OIC	
	1 – RTI	Preceding internal review	Under consideration by the OIC	
Crime and Misconduct Commission	3 – RTI	Direct	Resolved informally – settled outcome	
	1 – RTI	Preceding internal review	Varied on review – formal decision	s.47(3)(a); sch3(10)(1)(b), 10(4); s.47(3)(b)
	1 – RTI	Preceding internal review	Upheld on review – formal decision	
	1 – RTI	Direct	Upheld on review – formal decision	
WorkCover Queensland	1 – RTI	Direct	Upheld on review – settled outcome	
Total RTI	30			
Department of Justice and Attorney-General	4 – IP	Direct	Upheld on review	
	1 – IP	Preceding internal review	Resolved informally	
	5 – IP	Direct	Resolved informally	
	1 – IP	Direct	Withdrawn by applicant	
	1 – IP	Preceding internal review	Withdrawn by applicant	
	1 – IP	Direct	Under consideration by the OIC	
Crime and Misconduct Commission	1 – IP	Direct	Under consideration by the OIC	
Queensland Ombudsman	1 – IP	Preceding internal review	Upheld on review	
Total IP	15			
TOTAL	45			

Table 9. Amount of fees and charges received under the RTI Act - section 8(1)(j) RTI Regulation

PORTFOLIO/AGENCY	Application fees received	Processing charges received	Access charges received	Total received
			— \$ —	
Department of Justice and Attorney-General	42,109.40	30,139.46	83.20	72,332.06
Crime and Misconduct Commission	752.80	0.00	0.00	752.80
Electoral Commission of Queensland	83.80	0.00	0.00	83.80
Legal Aid Queensland	41.90	0.00	0.00	41.90
Legal Services Commission	40.50	154.80	0.00	195.30
Queensland Law Society	83.80	0.00	0.00	83.80
WorkCover Queensland	709.40	7,031.00	0.00	7,740.40
TOTAL	43,821.60	37,325.26	83.20	81,230.06

Table 10. Amount of charges received under the IP Act - section 6(j) IP Regulation

There were no charges received under the IP Act.

APPENDIX 13 – Local Government, Community Recovery and Resilience

Table 1. Number of access applications - section 8(1)(a) RTI Regulation and section 6(a) IP Regulation (including IP amendment applications)

PORTFOLIO/AGENCY	Application type	Received	Transferred	Withdrawn	Finalised 30 June 2014
— no. —					
Department of Local Government, Community Recovery and Resilience	Access – RTI	22	0	11	10
Minister for Local Government, Community Recovery and Resilience	Access – RTI	3	0	0	3
Balonne Shire Council	Access – RTI	2	0	0	3
Banana Shire Council	Access – RTI	5	0	2	3
Blackall-Tambo Regional Council	Access – RTI	1	0	0	1
Brisbane City Council	Access – RTI	249	0	16	231
Bundaberg Regional Council	Access – RTI	16	0	4	12
Burdekin Shire Council	Access – RTI	3	0	1	2
Cairns Regional Council	Access – RTI	23	0	1	19
Carpentaria Shire Council	Access – RTI	1	0	0	1
Cassowary Coast Regional Council	Access – RTI	12	0	1	11
Central Highlands Regional Council	Access – RTI	5	0	0	6
Charters Towers Regional Council	Access – RTI	3	0	0	3
Cloncurry Shire Council	Access – RTI	2	0	1	1
Croydon Shire Council	Access – RTI	4	0	0	3
Douglas Shire Council ³²	Access – RTI	1	0	0	0
Fraser Coast Regional Council	Access – RTI	21	0	0	21
Gladstone Regional Council	Access – RTI	17	0	0	17
Gold Coast City Council	Access – RTI	145	1	4	127
Goondiwindi Regional Council	Access – RTI	1	0	0	1
Gympie Regional Council	Access – RTI	12	0	0	11
Hinchinbrook Shire Council	Access – RTI	8	0	3	5
Ipswich City Council	Access – RTI	47	0	7	36
Isaac Regional Council	Access – RTI	9	1	0	9
Livingstone Regional Council ³³	Access – RTI	2	0	0	2
Lockyer Valley Regional Council	Access – RTI	7	0	2	6
Logan City Council	Access – RTI	50	0	7	30
Mackay Regional Council	Access – RTI	24	0	3	20
Maranoa Regional Council	Access – RTI	4	0	0	4
Mareeba Shire Council ³⁴	Access – RTI	2	0	1	1
Moreton Bay Regional Council	Access – RTI	117	1	2	109
Mount Isa City Council	Access – RTI	3	0	0	3
North Burnett Regional Council	Access – RTI	2	0	0	2
Redland City Council	Access – RTI	29	0	2	25
Rockhampton Regional Council	Access – RTI	33	0	4	27
Scenic Rim Regional Council	Access – RTI	11	0	3	7
Somerset Regional Council	Access – RTI	4	0	0	3
South Burnett Regional Council	Access – RTI	7	0	0	7
Southern Downs Regional Council	Access – RTI	12	0	0	11
Sunshine Coast Regional Council	Access – RTI	53	1	5	47
Tablelands Regional Council	Access – RTI	8	0	0	8
Toowoomba Regional Council	Access – RTI	25	0	1	23
Townsville City Council	Access – RTI	53	0	13	33
Western Downs Regional Council	Access – RTI	6	0	2	4
Whitsunday Regional Council	Access – RTI	10	0	0	9

³² Newly formed de-amalgamated council.

³³ Newly formed de-amalgamated council.

³⁴ Newly formed de-amalgamated council.

PORTFOLIO/AGENCY	Application type	Received	Transferred	Withdrawn	Finalised 30 June 2014
— no. —					
Total RTI Applications		1,074	4	96	917
Department of Local Government, Community Recovery and Resilience	Access – IP	13	4	7	1
Brisbane City Council	Access – IP	75	0	2	71
Bundaberg Regional Council	Access – IP	1	0	0	1
Burdekin Shire Council	Access – IP	3	0	0	3
Cairns Regional Council	Access – IP	10	0	1	9
Central Highlands Regional Council	Access – IP	1	0	0	1
Fraser Coast Regional Council	Access – IP	7	0	0	7
Gladstone Regional Council	Access – IP	3	0	0	2
Gold Coast City Council	Access – IP	33	0	0	30
Ipswich City Council	Access – IP	4	0	0	4
Isaac Regional Council	Access – IP	2	0	0	2
Lockyer Valley Regional Council	Access – IP	2	0	1	2
Moreton Bay Regional Council	Access – IP	3	0	0	2
Redland City Council	Access – IP	12	0	1	12
Rockhampton Regional Council	Access – IP	17	0	1	18
South Burnett Regional Council	Access – IP	1	0	0	1
Southern Downs Regional Council	Access – IP	2	0	0	2
Sunshine Coast Regional Council	Access – IP	2	0	0	2
Toowoomba Regional Council	Access – IP	4	0	0	3
Townsville City Council	Access – IP	2	0	0	2
Whitsunday Regional Council	Access – IP	2	0	0	2
Total IP Applications		199	4	13	177
Bundaberg Regional Council	Amendment – IP	1	0	1	0
Moreton Bay Regional Council	Amendment – IP	1	0	0	1
Total IP Amendment Applications		2	0	1	1
TOTAL APPLICATIONS		1,275	8	110	1,095

Table 2. Number of refusals to deal - section 8(1)(b) RTI Regulation and section 6(b) IP Regulation

PORTFOLIO/AGENCY	Provision invoked	No. of times <i>i.e. applications</i>
Brisbane City Council	s.40 RTI	1
	s.43 RTI	2
Central Highlands Regional Council	s.41 RTI	1
Fraser Coast Regional Council	s.41 RTI	1
Ipswich City Council	s.40 RTI	1
	s.41 RTI	1
	s.43 RTI	1
Mareeba Shire Council ³⁵	s.41 RTI	1
Moreton Bay Regional Council	s.40 RTI	2
	s.41 RTI	1
	s.43 RTI	1
Rockhampton Regional Council	s.40 RTI	1
Whitsunday Regional Council	s.43 RTI	1
TOTAL		15

³⁵ Newly formed de-amalgamated council.

Table 3. Number of refusals of access - section 8(1)(c) RTI Regulation and section 6(c) IP Regulation

PORTFOLIO/AGENCY	Application type RTI / IP	Pages considered	Provisions invoked to refuse access	no. of times i.e. pages
			invoked	
Department of Local Government, Community Recovery and Resilience	RTI	1,152	s.53(b)	20
			s.73(1)	307
			s.73(2)	3
			sch3(2)(1)(a)	5
			sch3(6)(a)	6
			sch3(7)	1
			sch3(8)(1)	41
			sch3(10)(4)	7
			sch4, pt3(3)	11
			sch4, pt4(1)(1)(a)	6
			sch4, pt4(3)(a)	46
			sch4, pt4(4)(1)(a)	112
			sch4, pt4(6)	171
			sch4, pt4(7)	58
			sch4, pt4(10)	46
Minister for Local Government, Community Recovery and Resilience	RTI	70	s.52	1
			s.53(d)	29
			s.73(1)	2
			sch3(2)(1)(b)	4
			sch4, pt3(3)	4
			sch4, pt4(6)	12
Balonne Shire Council	RTI	250	full release	
Banana Shire Council	RTI	762	s.47(3)	274
Brisbane City Council	RTI	28,930	sch3(4)(a)	138
			sch3(4)(b)	42
			sch3(7)	1,793
			sch3(8)(1)	564
			sch3(10)(1)(b)	1,008
			sch3(10)(1)(f)	280
			sch3(10)(1)(g)	6
			sch3(10)(1)(h)	7
			sch3(10)(1)(i)	20
			sch4	4,980
			s.53(a)	205
			s.55	5
Bundaberg Regional Council	RTI	712	sch4, pt3(3)	134
			sch4, pt3(16)	1
			sch4, pt3(19)	1
			sch4, pt4(8)	1
Cairns Regional Council	RTI	170	sch3(10)(1)(h)(i)	17
			s.52	2
Cassowary Coast Regional Council	RTI	279	sch3(7)	1
			sch4, pt3, pt4 and pt6	38
			s.47(3)(b)	43
Central Highlands Regional Council	RTI	6,223	sch4, pt3(3)	20
			sch4, pt3(2)	18
			sch4, pt3(15)	54
			sch4, pt4(1)	4,113
			s.68(4)(c)	1
			s.41	1,500
			sch4, pt3(15)	87
Croydon Shire Council	RTI	6	sch3(7)	6
		1,500	sch4	521
Fraser Coast Regional Council	RTI	2,093	sch3(10)(1)(b)	85
			s.68(4)(c)	14
			s.47(3)(b)	18

PORTFOLIO/AGENCY	Application type RTI / IP	Pages considered	Provisions invoked to refuse access	no. of times i.e. pages
			Invoked	
Fraser Coast Regional Council (<i>cont'd</i>)	RTI		sch4, pt3(2)	33
			sch4, pt3(3)	416
			sch4, pt3(16)	39
			sch4, pt3(17)	28
			sch4, pt6(1)	39
			s.55	3
			sch3(12)(1), s.65(1)	1
Gladstone Regional Council	RTI	2,721	sch4	296
			sch3(4)(b)	38
			sch3(8)(1)	2
Gold Coast City Council	RTI	13,462	sch3(7)	83
			sch3(10)(1)(b)	56
			sch3(4)(b)	25
			sch4	190
			s.52	13
Hinchinbrook Shire Council	RTI	63	sch4	48
Ipswich City Council	RTI	5,387	s.47(3)(a)	205
			s.47(3)(b)	1,986
Isaac Regional Council	RTI	25	s.47(3)(f)	20
Lockyer Valley Regional Council	RTI	24	s.47(3)(f)	1
			s.47(3)(e)	2
Logan City Council	RTI	4,000	s.46	2
			s.52	33
			s.73(2)	3
			sch3(7)	30
			sch3(10)	228
			sch3(10)(1)(b)	310
			sch4	67
			sch4, pt3(3)(c)	2
			sch4, pt4(3)(d)	24
			sch4, pt4(4)(1)(a)	24
			sch4, pt4(6)	47
Mackay Regional Council	RTI	2,078	sch4, pt3(15)	6
			sch4, pt3(3)	251
			sch3, pt3(3)	8
			sch4, pt3(2)	3
			sch4, pt6(1)	1
			sch3(7)	174
			sch3(8)	28
			sch3(10)	16
			s.68(4)(c)	62
			sch3(10)(1)(b)	7
			sch3(10)(1)(d)	7
			sch4, pt3(17)	89
			sch4, pt4(1)(a)	5
			sch4, pt10(1)	6
Mareeba Shire Council	RTI	0	s.47	1
Moreton Bay Regional Council	RTI	26,493	s.47(3)(a)	260
			s.47(3)(b)	6,136
			s.47(3)(e)	9
			s.47(3)(f)	1
Mount Isa City Council	RTI	3	s.47(3)(a)	3
Noosa Shire Council	RTI	256	full release	
Redland City Council	RTI	2,810	s.53(b)	1
			s.73	138
			sch3(7)	1
			sch3(8)(1)	11
			sch3(10)(1)(b)	6
			sch4	438

PORTFOLIO/AGENCY	Application type RTI / IP	Pages considered	Provisions invoked to refuse access	no. of times i.e. pages
			invoked	
Rockhampton Regional Council	RTI	503	sch3(7)	12
		2,426	sch4	968
Scenic Rim Regional Council	RTI	426	s.47(3)(a)	15
			s.47(3)(b)	179
Somerset Regional Council	RTI	26	sch4	1
			s.47(3)(e)	1
South Burnett Regional Council	RTI	10,625	s.47(3)(f) and s.53	2
Sunshine Coast Regional Council	RTI	9,143	sch4, pt4(6)	68
			sch3(10)(1)(b)	76
			sch4	36
			s.52	23
			s.53(a)	320
			s.55	2
			s.73(2)	74
			sch3(4)(b)	101
			sch3(7)	768
			sch3(8)(1)	70
			sch3(10)(1)(b)	4
			sch4	472
			sch4, pt4(4)(1)(b)	6
Tablelands Regional Council	RTI	565	s.47(3)(a)	7
			s.47(3)(b)	80
			s.48(4)	14
Toowoomba Regional Council	RTI	8,132	s.47(3)(b)	1,457
Townsville City Council	RTI	2,516	s.47(3)(b)	373
Western Downs Regional Council	RTI	325	s.47(3)(b)	2
Total RTI		134,156		33,982
Department of Local Government, Community Recovery and Resilience	IP	37	sch3(8)(1)	5
			sch3(10)(1)(b)	14
			sch3(10)(1)(f)	6
			sch4, pt4(6)	1
Brisbane City Council	IP	4,923	sch3(7)	399
			sch3(8)(1)	1
			sch3(10)(1)(a)	86
			sch3(10)(1)(b)	361
			sch3(10)(1)(d)	8
			sch3(10)(1)(f)	65
			sch3(10)(1)(g)	58
			sch3(10)(1)(h)	58
			sch3(10)(1)(i)	58
			sch4	522
Bundaberg Regional Council	IP	35	sch4, pt3(3)	17
Cairns Regional Council	IP	0	s.52	1
Central Highlands Regional Council	IP	18	full release	
Fraser Coast Regional Council	IP	137	sch4, pt3(3)	47
			sch3(12)(1), s.65(1)	1
			s.88	5
			sch3(7)	34
Gladstone Regional Council	IP	1	sch4	1
Gold Coast City Council	IP	991	sch3(7)	8
			sch3(10)(1)(b)	52
			sch4	54
			s.52	2
Ipswich City Council	IP	561	s.47(3)(a)	37
Lockyer Valley Regional Council	IP	6	s.47(3)(e)	1
			s.47(3)(b)	1
Moreton Bay Regional Council	IP	5	full release	
Redland City Council	IP	4,070	s.51	5
			s.88	1,986

PORTFOLIO/AGENCY	Application type RTI / IP	Pages considered	Provisions invoked to refuse access	no. of times i.e. pages
			invoked	
Redland City Council (<i>cont'd</i>)	IP		sch3(7)	3
			sch3(8)(1)	28
			sch4	58
Rockhampton Regional Council	IP	679	sch4	790
Sunshine Coast Regional Council	IP	28	s.88	8
Toowoomba Regional Council	IP	347	s.47(3)(b)	21
Townsville City Council	IP	169	s.67(1)	61
Total IP		12,007		4,863
TOTAL		146,163		38,845

Table 4. Number of pages included in a disclosure log - section 8(1)(d) RTI Regulation

PORTFOLIO/AGENCY	Total pages published to disclosure log
Department of Local Government, Community Recovery and Resilience	393
Minister for Local Government, Community Recovery and Resilience	84
Balonne Shire Council	250
Blackall-Tambo Regional Council	58
Bundaberg Regional Council	608
Cairns Regional Council	866
Cassowary Coast Regional Council	408
Charters Towers Regional Council	620
Fraser Coast Regional Council	480
Isaac Regional Council	544
Lockyer Valley Regional Council	118
Mackay Regional Council	520
Maranoa Regional Council	213
Mount Isa City Council	251
Redland City Council	482
Rockhampton Regional Council	2,468
Sunshine Coast Regional Council	400
Tablelands Regional Council	551
Toowoomba Regional Council	1,151
Western Downs Regional Council	295
Whitsunday Regional Council	244
TOTAL	11,004

Table 5. Number of deemed decisions, and decisions taken to have been made on internal review - section 8(1)(e) RTI Regulation or section 6(d) IP Regulation

PORTFOLIO/AGENCY	Provision invoked	No. of times
Brisbane City Council ³⁶	s.83(2) RTI	1
Cairns Regional Council	s.46 RTI	1
Central Highlands Regional Council	s.46 RTI	1
Douglas Shire Council	s.46 RTI	1

³⁶ The decision on this internal review was not made within the 20 business days due to leave, workload, and the inability to seek an extension of time under the RTI Act. The decision was upheld in part and otherwise varied by the location and release of additional documents.

PORTFOLIO/AGENCY	Provision invoked	No. of times
Gold Coast City Council	s.46 RTI	2
Ipswich City Council	s.46 RTI	1
Logan City Council	s.46 RTI	3
	s.83(2) RTI	2
Moreton Bay Regional Council	s.46 RTI	3
Mount Isa City Council	s.83(2) RTI	1
Total RTI		16
Brisbane City Council ³⁷	s.97(2) IP	1
Lockyer Valley Regional Council	s.66 IP	1
Southern Downs Regional Council	s.66 IP	1
Total IP		3
TOTAL		19

Table 6. Number of refusals of amendment - section 6(e) IP Regulation

PORTFOLIO/AGENCY	Provision invoked	No. of times
Moreton Bay Regional Council	s.72(1)(a)(ii)	1
TOTAL		1

Table 7. Number of internal review applications - section 8(1)(f) RTI Regulation or section 6(f) IP Regulation

PORTFOLIO/AGENCY	No. of internal reviews received	Internal review decision (i.e. upheld on review or varied on review)	If decision varied, how?	Exemption
Brisbane City Council	6 – RTI	Upheld on review		
	2 – RTI	Varied on review	Additional documents located and released	
	1 – RTI	Ongoing		
Cairns Regional Council	1 – RTI	Upheld on review		
			Documents refused due to either legal professional privilege, confidential in nature or already available on website	
Cassowary Coast Regional Council	1 – RTI	Upheld on review		
	1 – RTI	Upheld on review		sch4, pt3(2)&(3)
Croydon Shire Council	2 – RTI	Upheld on review		
Douglas Shire Council	1 – RTI		Internal review not actioned in required legislative timeframes	
Fraser Coast Regional Council	5 – RTI	Upheld on review		
Gold Coast City Council	1 – RTI	Varied on review	Provided with documents after date of application	
Ipswich City Council	2 – RTI	Ongoing		
	1 – RTI	Upheld on review		
	1 – RTI	Varied on review	Agreed to third party's objections to refuse access to some pages	sch4, pt3(2) sch4, pt3(15) sch4, pt4(7)
Logan City Council	1 – RTI	Upheld on review		
	1 – RTI	Varied on review	Part access to three pages	sch4, pt4(6)

³⁷ The decision on this internal review was not made within the 20 business days due to leave, workload, and the inability to seek an extension of time under the IP Act. The decision was varied by the location and release of additional documents.

PORTFOLIO/AGENCY	No. of internal reviews received	Internal review decision (i.e. upheld on review or varied on review)	If decision varied, how?	Exemption
Mackay Regional Council	1 – RTI	Varied on review	Additional documents provided by way of viewing the documents	sch4, pt4(3), sch3(8)
Moreton Bay Regional Council	1 – RTI	Varied on review	43 additional documents located and released	
	1 – RTI	Varied on review	22 documents initially refused were released on review	
	1 – RTI	Varied on review	One additional document located and released	s.47(3)(b)
	2 – RTI		Not finalised in the 2013-14 financial year	
	1 – RTI	Varied on review	17 documents located – four refused access	sch3
Mount Isa City Council	1 – RTI	Upheld on review	Access refused	s.47(3)(a)
Rockhampton Regional Council	1 – RTI	Upheld on review		
	1 – RTI	Varied on review	Additional documents released	sch4, pt3(3)
Sunshine Coast Regional Council	2 – RTI	Upheld on review		
	2 – RTI	Varied on review	Original decision maker refused access – additional documents released on review	sch4, pt3(3)
Toowoomba Regional Council	1 – RTI	Upheld on review		
	1 – RTI	Varied on review	Additional documents released	sch4, pt3(3)
Townsville City Council	1 – RTI	Varied on review	Additional documents released	sch4, pt3(3)
	1 – RTI	Upheld on review		sch3(4)(b)
	1 – RTI	Varied on review	Additional documents released	sch4, pt3(3)
Total RTI	46			
Brisbane City Council	1 – IP	Varied on review	Additional documents located and released	
Cairns Regional Council	1 – IP	Upheld on review		
Gold Coast City Council	2 – IP	Upheld on review		sch3(10)(1)(b)
Moreton Bay Regional Council	1 – IP		Not finalised in the 2013-14 financial year	
Rockhampton Regional Council	1 – IP	Upheld on review		
Toowoomba Regional Council	1 – IP	Varied on review	Additional documents released	
Total IP	7			
TOTAL	53			

Table 8. Number of external review applications - section 8(1)(g) RTI Regulation or section 6(g) IP Regulation

PORTFOLIO/AGENCY	No. of external reviews	Type of review	Decision	Act provision
Department of Local Government, Community Recovery and Resilience	1 – RTI	Direct	Ongoing	
Brisbane City Council	4 – RTI	Direct	Settled outcome – informal resolution	s.90(4)(a)
	1 – RTI	Direct	Varied on review	s.47(3)(a)
	1 – RTI	Direct	Withdrawn	
Bundaberg Regional Council	1 – RTI	Direct	Upheld on review	
Cassowary Coast Regional Council	2 – RTI	Preceding internal review	Ongoing	
			Varied on review – settled outcome – informal resolution	
Fraser Coast Regional Council	1 – RTI	Preceding internal review		s.90(4)(a)

PORTFOLIO/AGENCY	No. of external reviews	Type of review	Decision	Act provision
Fraser Coast Regional Council (cont'd)	1 – RTI	Direct	Varied on review – settled outcome – informal resolution	s.90(4)(a)
	1 – RTI	Direct	Upheld on review – settled outcome – informal resolution	s.90(4)(a)
Gold Coast City Council	6 – RTI	Direct	Settled outcome – informal resolution	s.90(4)(a)
	1 – RTI	Direct	Varied on review – additional documents released	s.47(3)(b)
	1 – RTI	Direct	Withdrawn	
Gympie Regional Council	2 – RTI	Direct	Under consideration by the OIC	
	2 – RTI	Preceding internal review	Under consideration by the OIC	
Ipswich City Council	4 – RTI	Direct	Settled outcome – informal resolution	s.90(4)(a)
	1 – RTI	Preceding internal review	Under consideration by the OIC	
	1 – RTI	Direct	Under consideration by the OIC	
Lockyer Valley Regional Council	1 – RTI	Direct	Settled outcome – informal resolution	s.90(4)(a)
Logan City Council	1 – RTI	Direct	Under consideration by the OIC	
	1 – RTI	Direct	Withdrawn	
Mackay Regional Council	1 – RTI	Preceding internal review	Varied on review – settled outcome – informal resolution	s.90(4)(a)
Moreton Bay Regional Council	1 – RTI	Preceding internal review	Settled outcome – informal resolution	s.90(4)(a)
	2 – RTI	Preceding internal review	Upheld on review	
	3 – RTI	Preceding internal review	Under consideration by the OIC	
	1 – RTI	Preceding internal review	Upheld on review	
Mount Isa City Council	1 – RTI	Preceding internal review	Upheld on review	
Noosa Shire Council	1 – RTI	Direct	Under consideration by the OIC ³⁸	
Rockhampton Regional Council	1 – RTI	Direct	Varied on review – settled outcome – informal resolution	s.90(4)(a)
	1 – RTI	Preceding internal review	Varied on review – settled outcome – informal resolution	s.90(4)(a)
	1 – RTI	Preceding internal review	Under consideration by the OIC	
Scenic Rim Regional Council	1 – RTI	Direct	Upheld on review – settled outcome – informal resolution	s.90(4)(a)
Sunshine Coast Regional Council	1 – RTI	Direct	Transferred ³⁹	
	1 – RTI	Preceding internal review	Withdrawn	
Toowoomba Regional Council	1 – RTI	Direct	Settled outcome – informal resolution	s.90(4)(a)
	1 – RTI	Preceding internal review	Settled outcome – informal resolution	s.90(4)(a)
Townsville City Council	2 – RTI	Preceding internal review	Under consideration by the OIC	
Whitsunday Regional Council	1 – RTI	Direct	Varied on review – settled outcome – informal resolution	s.90(4)(a)
Total RTI	55			s.90(4)(a)

³⁸ Set aside decision and made another in substitution for the original decision. Application transferred from the Sunshine Coast Regional Council to Noosa Shire Council as part of de-amalgamation.

³⁹ Application transferred to Noosa Shire Council as part of de-amalgamation.

PORTFOLIO/AGENCY	No. of external reviews	Type of review	Decision	Act provision
Brisbane City Council	2 – IP	Preceding internal review	Settled outcome – informal resolution	
Cairns Regional Council	1 – IP	Direct	Upheld on review	s.103
Fraser Coast Regional Council	1 – IP	Direct	Varied on review – settled outcome – informal resolution	s.90(4)(a)
Gold Coast City Council	1 – IP	Direct	Upheld on review	
	1 – IP	Direct	Settled outcome – informal resolution	
Rockhampton Regional Council	3 – IP	Direct	Varied on review – settled outcome – informal resolution	s.90(4)(a)
	1 – IP	Preceding internal review	Varied on review – settled outcome – informal resolution	s.90(4)(a)
Toowoomba Regional Council	1 – IP	Direct	Withdrawn	
Total IP	11			
TOTAL	66			

Table 9. Amount of fees and charges received under the RTI Act - section 8(1)(j) RTI Regulation

PORTFOLIO/AGENCY	Application fees received	Processing charges received	Access charges received	Total received
			— \$ —	
Department of Local Government, Community Recovery and Resilience	921.80	1,019.40	0.00	1,941.20
Minister for Local Government, Community Recovery and Resilience	125.70	419.25	0.00	544.95
Balonne Shire Council	83.80	0.00	0.00	83.80
Banana Shire Council	209.50	0.00	0.00	209.50
Brisbane City Council	10,040.60	8,384.40	180.60	18,605.60
Bundaberg Regional Council	337.10	0.00	0.00	337.10
Burdekin Shire Council	83.80	154.80	0.00	238.60
Cairns Regional Council	796.10	180.60	0.00	976.70
Carpentaria Shire Council	41.90	0.00	0.00	41.90
Cassowary Coast Regional Council	377.10	514.05	0.00	891.15
Central Highlands Regional Council	164.80	543.00	80.00	787.80
Charters Towers Regional Council	79.90	0.00	0.00	79.90
Cloncurry Shire Council	79.90	0.00	0.00	79.90
Croydon Shire Council	180.00	1,393.20	0.00	1,573.20
Douglas Shire Council	41.90	0.00	0.00	41.90
Fraser Coast Regional Council	836.60	0.00	0.00	836.60
Gladstone Regional Council	667.20	1,844.70	0.00	2,511.90
Gold Coast City Council	5,556.50	4,272.00	0.00	9,828.50
Gympie Regional Council	416.20	364.75	0.00	780.95
Hinchinbrook Shire Council	167.20	0.00	0.00	167.20
Ipswich City Council	1,801.70	774.00	0.00	2,575.70
Isaac Regional Council	630.10	26.55	0.00	656.65
Livingstone Regional Council	83.80	0.00	0.00	83.80
Lockyer Valley Regional Council	228.54	0.00	0.00	228.54
Logan City Council	1,885.50	1,496.40	1,702.75	5,084.65
Mackay Regional Council	878.50	415.00	415.00	1,708.50
Maranoa Regional Council	167.60	256.70	0.00	424.30
Mareeba Shire Council	83.80	0.00	0.00	83.80
Moreton Bay Regional Council	4,818.50	0.00	0.00	4,818.50
Mount Isa City Council	83.80	0.00	0.00	83.80
Noosa Shire Council	380.00	0.00	0.00	380.00
Redland City Council	1,173.20	825.00	0.00	1,998.20
Rockhampton Regional Council	1,173.20	1,251.00	56.40	2,480.60
Scenic Rim Regional Council	460.90	937.50	0.00	1,398.40

PORTFOLIO/AGENCY	Application fees received	Processing charges received	Access charges received	Total received
			— \$ —	
Somerset Regional Council	125.70	0.00	0.00	125.70
South Burnett Regional Council	205.30	3,173.40	107.60	3,486.30
Southern Downs Regional Council	493.70	619.20	0.00	1,112.90
Sunshine Coast Regional Council	2,261.10	6,224.60	92.20	8,577.90
Tablelands Regional Council	335.20	0.00	0.00	335.20
Toowoomba Regional Council	912.00	0.00	0.00	912.00
Townsville City Council	2,011.20	4,005.30	39.30	6,055.80
Western Downs Regional Council	167.60	1,436.80	0.00	1,604.40
Whitsunday Regional Council	335.20	0.00	0.00	335.20
TOTAL	41,903.74	40,531.60	2,673.85	85,109.19

Table 10. Amount of charges received under the IP Act - section 6(j) IP Regulation

PORTFOLIO/AGENCY	Access charges
	\$
Rockhampton Regional Council	55.20
TOTAL	55.20

APPENDIX 14 – National Parks, Recreation, Sport and Racing

Table 1. Number of access applications - section 8(1)(a) RTI Regulation and section 6(a) IP Regulation (including IP amendment applications)

PORTFOLIO/AGENCY	Application type	Received	Transferred	Withdrawn	Finalised 30 June 2014
		— no. —			
Department of National Parks, Recreation, Sport and Racing	Access – RTI	22	3	5	11
Minister for National Parks, Recreation, Sport and Racing	Access – RTI	4	0	1	1
Racing Queensland	Access – RTI	4	0	0	2
Stadiums Queensland	Access – RTI	6	1	3	1
Total RTI Applications		36	4	9	15
Department of National Parks, Recreation, Sport and Racing	Access – IP	4	0	1	3
Total IP Applications		4	0	1	3
TOTAL APPLICATIONS		40	4	10	18

Table 2. Number of refusals to deal - section 8(1)(b) RTI Regulation and section 6(b) IP Regulation

There were no refusals to deal.

Table 3. Number of refusals of access - section 8(1)(c) RTI Regulation and section 6(c) IP Regulation

PORTFOLIO/AGENCY	Application type RTI / IP	Pages considered	Provisions invoked to refuse access	no. of times i.e. pages
			invoked	
Department of National Parks, Recreation, Sport and Racing	RTI	300	sch3(3)	2
			sch3(2)(1)(a)	20
			sch3(2)(1)(c)	1
			sch3(6)(c)(i)	22
			sch3(7)	1
			sch3(10)(1)(b)	2
			sch4	91
Racing Queensland	RTI	42	full release	
Stadiums Queensland	RTI	1	sch4	1
Total RTI		343		140
Department of National Parks, Recreation, Sport and Racing	IP	1,156	sch3(2)(1)(c)	47
			sch3(6)(c)(i)	52
			sch3(7)	32
			sch4	284
Total IP		1,156		415
TOTAL		1,499		555

Table 4. Number of pages included in a disclosure log - section 8(1)(d) RTI Regulation

PORTFOLIO/AGENCY	Total pages published to disclosure log
Department of National Parks, Recreation, Sport and Racing	812
Minister for National Parks, Recreation, Sport and Racing	58
TOTAL	870

Table 5. Number of deemed decisions, and decisions taken to have been made on internal review - section 8(1)(e) RTI Regulation or section 6(d) IP Regulation

There were no deemed decisions and decisions taken to have been made on internal review.

Table 6. Number of refusals of amendment - section 6(e) IP Regulation

There were no refusals to amend documents.

Table 7. Number of internal review applications - section 8(1)(f) RTI Regulation or section 6(f) IP Regulation

PORTFOLIO/AGENCY	No. of internal reviews received	Internal review decision (i.e. upheld on review or varied on review)	If decision varied, how?	Exemption
Department of National Parks, Recreation, Sport and Racing	1 – RTI	Varied on review	Information considered outside scope of application	s.73(2)
TOTAL	1			

Table 8. Number of external review applications - section 8(1)(g) RTI Regulation or section 6(g) IP Regulation

PORTFOLIO/AGENCY	No. of external reviews	Type of review	Decision	Act provision
Department of National Parks, Recreation, Sport and Racing	1 – RTI	Direct	Informal resolution - withdrawn	
TOTAL	1			

Table 9. Amount of fees and charges received under the RTI Act - section 8(1)(j) RTI Regulation

PORTFOLIO/AGENCY	Application fees received	Processing charges received	Access charges received	Total received
		— \$ —		
Department of National Parks, Recreation, Sport and Racing	879.90	1,463.12	0.00	2,343.02
Minister for National Parks, Recreation, Sport and Racing	167.60	0.00	0.00	167.60
Racing Queensland	167.60	0.00	0.00	167.60
Stadiums Queensland	251.40	0.00	0.00	251.40
TOTAL	1,466.50	1,463.12	0.00	2,929.62

Table 10. Amount of charges received under the IP Act - section 6(j) IP Regulation

There were no charges received under the IP Act.

APPENDIX 15 – Natural Resources and Mines

Table 1. Number of access applications - section 8(1)(a) RTI Regulation and section 6(a) IP Regulation (including IP amendment applications)

PORTFOLIO/AGENCY	Application type	Received	Transferred	Withdrawn	Finalised 30 June 2014
— no. —					
Department of Natural Resources and Mines	Access – RTI	149	5	34	111
Minister for Natural Resources and Mines	Access – RTI	3	0	0	3
Gladstone Area Water Board	Access – RTI	1	0	0	1
Surveyors Board of Queensland	Access – RTI	2	0	0	2
Total RTI Applications		155	5	34	117
Department of Natural Resources and Mines	Access – IP	4	0	0	4
Total IP Applications		4	0	0	4
TOTAL APPLICATIONS		159	5	34	121

Table 2. Number of refusals to deal - section 8(1)(b) RTI Regulation and section 6(b) IP Regulation

PORTFOLIO/AGENCY	Provision invoked	No. of times i.e. applications
Department of Natural Resources and Mines	s.41 RTI	1
Surveyors Board of Queensland	s.43 RTI	2
TOTAL		3

Table 3. Number of refusals of access - section 8(1)(c) RTI Regulation and section 6(c) IP Regulation

PORTFOLIO/AGENCY	Application type RTI / IP	Pages considered	Provisions invoked to refuse access	no. of times i.e. pages
invoked				
Department of Natural Resources and Mines	RTI	27,860	s.52	3
			s.53(d)	42
			sch3	1,345
			sch3(1)	3
			sch3(1)(c)	1
			sch3(2)	424
			sch3(2)(1)(a)	623
			sch3(2)(1)(b)	1
			sch3(1)(c)	12
			sch3(4A)	3
			sch3(6)	12
			sch3(6)(c)(i)	95
			sch3(7)	4,459
			sch3(8)(1)	18
			sch3(10)	1
			sch3(10)(1)(a)	75
			sch3(10)(1)(e)	67
			sch3(10)(3)	100
			sch4	5,882
Gladstone Area Water Board	RTI	20	full release	

PORTFOLIO/AGENCY	Application type RTI / IP	Pages considered	Provisions invoked to refuse access	no. of times i.e. pages
Surveyors Board of Queensland	RTI	51	sch3(8)(1)and(3)	1
Total RTI		27,931		13,167
Department of Natural Resources and Mines	IP	791	sch3(10)(3) sch4	12 420
Total IP		791		432
TOTAL		28,722		13,599

Table 4. Number of pages included in a disclosure log - section 8(1)(d) RTI Regulation

PORTFOLIO/AGENCY	Total pages published to disclosure log
Department of Natural Resources and Mines	2,129
TOTAL	2,129

Table 5. Number of deemed decisions, and decisions taken to have been made on internal review - section 8(1)(e) RTI Regulation or section 6(d) IP Regulation

There were no deemed decisions and decisions taken to have been made on internal review.

Table 6. Number of refusals of amendment - section 6(e) IP Regulation

There were no refusals to amend documents.

Table 7. Number of internal review applications - section 8(1)(f) RTI Regulation or section 6(f) IP Regulation

PORTFOLIO/AGENCY	No. of internal reviews received	Internal review decision (i.e. upheld on review or varied on review)	If decision varied, how?	Exemption
Department of Natural Resources and Mines	6 – RTI	Upheld on review		
	1 – RTI	Varied on review	Additional information released	sch3(2)
	5 – RTI	Varied on review	Additional information withheld	sch4
	2 – RTI	Varied on review	Additional information released	sch4
	1 – RTI	Varied on review	Additional information withheld	sch3(10)(1)(e)
Surveyors Board of Queensland	1 – RTI	Upheld on review		
Total RTI applications	16			
Department of Natural Resources and Mines	1 – IP	Varied on review	Additional information released	sch4
Total IP applications	1			
TOTAL	17			

Table 8. Number of external review applications - section 8(1)(g) RTI Regulation or section 6(g) IP Regulation

PORTFOLIO/AGENCY	No. of external reviews	Type of review	Decision	Act provision
Department of Natural Resources and Mines	2 – RTI	Preceding internal review	Withdrawn	
	3 – RTI	Direct	Settled outcome	
	2 – RTI	Preceding internal review	Settled outcome	
	1 – RTI	Preceding internal review	Varied on review – further information withheld	sch4
	2 – RTI	Direct	Under consideration by the OIC	
	2 – RTI	Preceding internal review	Under consideration by the OIC	
Minister for Natural Resources and Mines	2 – RTI	Preceding internal review	Settled outcome	
Total RTI applications	14			
Department of Natural Resources and Mines	1 – IP	Preceding internal review	Settled outcome	
Total IP applications	1			
TOTAL	15			

Table 9. Amount of fees and charges received under the RTI Act - section 8(1)(j) RTI Regulation

PORTFOLIO/AGENCY	Application fees received	Processing charges received	Access charges received	Total received
		— \$ —		
Department of Natural Resources and Mines	6,033.20	16,792.89	0.00	22,826.09
Minister for Natural Resources and Mines	125.70	0.00	0.00	125.70
Gladstone Area Water Board	41.90	0.00	0.00	41.90
Surveyors Board of Queensland	82.40	0.00	0.00	82.40
TOTAL	6,283.20	16,792.89	0.00	23,076.09

Table 10. Amount of charges received under the IP Act - section 6(j) IP Regulation

There were no charges received under the IP Act.

APPENDIX 16 – Queensland Police Service

Table 1. Number of access applications - section 8(1)(a) RTI Regulation and section 6(a) IP Regulation (including IP amendment applications)

PORTFOLIO/AGENCY	Application type	Received	Transferred	Withdrawn	Finalised 30 June 2014
— no. —					
Queensland Police Service	Access-RTI	1,256	2	305	950
Minister for Police and Community Safety ⁴⁰	Access-RTI	1	0	0	1
Minister for Police, Fire and Emergency Services ⁴¹	Access-RTI	4	0	2	4
Total RTI Applications		1,261	2	307	955
Queensland Police Service	Access-IP	764	1	82	853
Total IP Applications		764	1	82	853
Queensland Police Service	Amendment-IP	6	0	0	7
Total IP Amendment Applications		6	0	0	7
TOTAL APPLICATIONS ⁴²		2,031	3	389	1,815

Table 2. Number of refusals to deal - section 8(1)(b) RTI Regulation and section 6(b) IP Regulation

PORTFOLIO/AGENCY	Provision invoked	No. of times i.e. applications
Queensland Police Service	s.40 RTI	148
	s.41 RTI	2
	s.43 RTI	1
Total RTI		151
Queensland Police Service	s.59 IP	5
	s.60 IP	1
	s.62 IP	2
Total IP		8
Queensland Police Service	s.63 IP	1
Total IP Amendment Applications		1
TOTAL		160

Table 3. Number of refusals of access - section 8(1)(c) RTI Regulation and section 6(c) IP Regulation

PORTFOLIO/AGENCY	Application type RTI / IP	Pages considered	Provisions invoked to refuse access	no. of times i.e. pages
Queensland Police Service	RTI	30,135	s.47(3)(a) sch3(2)	1

⁴⁰ 1 July 2013 to 31 October 2013

⁴¹ 1 November 2013 to 30 June 2014

⁴² Regarding the number of applications received, QPS advises that the significant reduction in these figures in comparison to previous years, is a result of only reporting on 'compliant' applications, not 'non-compliant' applications, for 2013-14.

PORTFOLIO/AGENCY	Application type RTI / IP	Pages considered	Provisions invoked to refuse access	no. of times i.e. pages
			invoked	
Queensland Police Service (<i>cont'd</i>)	RTI		sch3(2)(1)(b)	105
			sch3(2)(1)(c)	9
			sch3(6)	7
			sch3(6)(c)(i)	27
			sch3(7)	9
			sch3(9)(1)	21
			sch3(10)(1)(a)	164
			sch3(10)(1)(b)	13
			sch3(10)(1)(c)	1
			sch3(10)(1)(d)	29
			sch3(10)(1)(e)	273
			sch3(10)(1)(f)	109
			sch3(10)(1)(g)	4
			sch3(10)(1)(h)	7
			sch3(10)(1)(i)	2
			sch3(10)(4)	168
			sch3(12)	12
			sch4	11,717
			s.52	34
			s.53(a)	94
			s.53(d)	1
Minister for Police and Community Safety ⁴³	RTI	39	sch4	8
Minister for Police, Fire and Emergency Services ⁴⁴	RTI	122	sch3(2)(1)(a)	5
			sch3(2)(1)(b)	35
			sch3(6)(c)(i)	1
			sch3(10)(1)(a)	10
			sch4	38
Total RTI		30,296		12,904
Queensland Police Service	IP	18,183	s.47(3)(a)	
			sch3(7)	7
			sch3(10)(1)(a)	56
			sch3(10)(1)(d)	27
			sch3(10)(1)(e)	5
			sch3(10)(1)(f)	162
			sch3(10)(1)(g)	4
			sch3(10)(1)(h)	5
			sch3(10)(4)	581
			sch3(12)	30
			s.47(3)(b)	
			sch4	8,663
			s.47(3)(d)	
			s.51	1
			s.47(3)(e)	
			s.52	56
			s.47(3)(f)	
			s.53(a)	59
			s.53(d)	2
Total IP		18,183		9,658
TOTAL		48,479		22,562

⁴³ 1 July 2013 to 31 October 2013

⁴⁴ 1 November 2013 to 30 June 2014

Table 4. Number of pages included in a disclosure log - section 8(1)(d) RTI Regulation

PORTFOLIO/AGENCY	Total pages published to disclosure log no.
Queensland Police Service	2,153
TOTAL	2,153

Table 5. Number of deemed decisions, and decisions taken to have been made on internal review - section 8(1)(e) RTI Regulation or section 6(d) IP Regulation

PORTFOLIO/AGENCY	Provision invoked	No. of times
Queensland Police Service	s.97(2) IP	2
TOTAL		2

Table 6. Number of refusals of amendment - section 6(e) IP Regulation

PORTFOLIO/AGENCY	Provision invoked	No. of times
Queensland Police Service	s.72(1)(a)(i)	2
	s.72(1)(a)(ii)	1
TOTAL		3

Table 7. Number of internal review applications - section 8(1)(f) RTI Regulation or section 6(f) IP Regulation

PORTFOLIO/AGENCY	No. of internal reviews received	Internal review decision (i.e. upheld on review or varied on review)	If decision varied, how?	Exemption
Queensland Police Service	1 – RTI	Varied on review	Additional documents located and released in part	sch4, pt4(6)
	1 – RTI	Deemed decision		sch4, pt4(6)
	1 – RTI	Upheld on review		sch4, pt4(6) and s.53(a)
	8 – RTI	Upheld on review		sch4, pt4(6)
	1 – RTI	Varied on review	Documents released in full	sch4, pt4(6)
	1 – RTI	Upheld on review		sch3(10)(4)
	1 – RTI	Upheld on review	Non-compliant	s.33
	1 – RTI	Upheld on review		sch3(12)
	1 – RTI	Upheld on review		s.53(a)
	1 – RTI	Upheld on review		sch3(10)(1)(h)
	1 – RTI	Varied on review	Documents released in part as a result of the review	sch4, pt4(6)
	1 – RTI	Varied on review	Matter finalised and documents released in part on review	sch3(10)(1)(a)
	1 – RTI	Varied on review	Further documents released on review	sch4, pt4(6)
	1 – RTI	Upheld on review		s.52
Total RTI	21			

PORTFOLIO/AGENCY	No. of internal reviews received	Internal review decision (i.e. upheld on review or varied on review)	If decision varied, how?	Exemption
Queensland Police Service	1 – IP	Deemed decision	Sufficiency of search – some documents released in full	
	6 – IP	Upheld on review		sch4, pt4(6)
	1 – IP	Upheld on review		s.52 and s.62
	1 – IP	Upheld on review	Documents released in full	
	1 – IP	Upheld on review		sch3(10)(1)(a)
	8 – IP	Upheld on review		s.52
	2 – IP	Upheld on review		sch3(10)(1)(f)
	1 – IP	Upheld on review		sch4, pt4(6) and s.52
	2 – IP	Varied on review	Additional documents located and released in part	sch4, pt4(6)
	1 – IP	Upheld on review		s.53(a)
	1 – IP	Varied on review	Documents released upon review	sch3(10)(4)
	1 – IP	Varied on review	Further documents released in part on review	sch4, pt4(6)
	1 – IP	Upheld on review	non-compliant application	s.53
	2 – IP	Upheld on review		s.69
	1 – IP	Varied on review	Documents released upon review	sch4, pt3(19)
	1 – IP	Upheld on review		sch3(10)(1)(f) and sch3(10)(1)(g)
Total IP	31			
TOTAL	52			

Table 8. Number of external review applications - section 8(1)(g) RTI Regulation or section 6(g) IP Regulation

PORTFOLIO/AGENCY	No. of external reviews	Type of review	Decision	Act provision
Queensland Police Service	8 - RTI	Direct	Settled outcome	
	5 - RTI	Preceding internal review	Settled outcome	
	9 - RTI	Direct	Under consideration by the OIC	
	1 - RTI	Preceding internal review	Upheld on review	
	2 - RTI	Direct	OIC made the decision not to review	
	1 - RTI	Direct	Withdrawn	
	2 - RTI	Direct	Upheld on review	
	1 – RTI	Direct	Settled outcome	
Minister for Police, Fire and Emergency Services ⁴⁵	1 – RTI	Direct	Settled outcome	
Total RTI	29			
Queensland Police Service	1 – IP	Preceding internal review	Varied on review – OIC varied QPS internal deemed decision.	Decision made to refuse access pursuant to sch4, pt4(3)(c)
	3 – IP	Direct	Withdrawn	
	4 – IP	Direct	Under consideration by the OIC	
	3 – IP	Preceding internal review	Settled outcome	
	15 – IP	Direct	Settled outcome	
	3 – IP	Preceding internal review	Under consideration by the OIC	

⁴⁵ 1 November 2013 to 30 June 2014

PORTFOLIO/AGENCY	No. of external reviews	Type of review	Decision	Act provision
Queensland Police Service (cont'd)	2 – IP	Direct	Upheld on review	
	1 – IP	Direct	OIC made the decision not to review	
	2 – IP	Preceding internal review	Upheld on review	
Total IP	34			
TOTAL	63			

Table 9. Amount of fees and charges received under the RTI Act - section 8(1)(j) RTI Regulation

PORTFOLIO/AGENCY	Application fees received	Processing charges received	Access charges received	Total received
		— \$ —		
Queensland Police Service	44,325.47	13,970.65	0.00	58,296.12
Minister for Police and Community Safety ⁴⁶	41.90	0.00	0.00	41.90
Minister for Police, Fire and Emergency Services ⁴⁷	⁴⁸ 83.70	593.00	0.00	676.70
TOTAL	44,451.07	14,563.65	0.00	59,014.72

Table 10. Amount of charges received under the IP Act - section 6(j) IP Regulation

There were no charges received under the IP Act.

⁴⁶ 1 July 2013 to 31 October 2013

⁴⁷ 1 November 2013 to 30 June 2014

⁴⁸ 1 x payment of \$41.80 accepted

APPENDIX 17 – Public Safety Business Agency

Table 1. Number of access applications - section 8(1)(a) RTI Regulation and section 6(a) IP Regulation (including IP amendment applications)

PORTFOLIO/AGENCY	Application type	Received	Transferred	Withdrawn	Finalised 30 June 2014
— no. —					
Queensland Fire and Emergency Services	Access-RTI	34	0	11	17
Total RTI Applications		34	0	11	17
Public Safety Business Agency	Access-IP	1	0	0	1
Queensland Fire and Emergency Services	Access-IP	15	0	2	13
Total IP Applications		16	0	2	14
TOTAL APPLICATIONS		50	0	13	31

Table 2. Number of refusals to deal - section 8(1)(b) RTI Regulation and section 6(b) IP Regulation

PORTFOLIO/AGENCY	Provision invoked	No. of times i.e. applications
Queensland Fire and Emergency Services	s.40 RTI	1
	s.41 RTI	1
TOTAL		2

Table 3. Number of refusals of access - section 8(1)(c) RTI Regulation and section 6(c) IP Regulation

PORTFOLIO/AGENCY	Application type RTI / IP	Pages considered	Provisions invoked to refuse access	no. of times i.e. pages
Queensland Fire and Emergency Services	RTI	437	sch3(10)(1)(a) sch4	62 113
Total RTI		437		175
Public Safety Business Agency	IP	2	full release	
Queensland Fire and Emergency Services	IP	1,683	sch4	643
Total IP		1,685		643
TOTAL		2,122		818

Table 4. Number of pages included in a disclosure log - section 8(1)(d) RTI Regulation

PORTFOLIO/AGENCY	Total pages published to disclosure log
Queensland Fire and Emergency Services	86
TOTAL	86

Table 5. Number of deemed decisions, and decisions taken to have been made on internal review - section 8(1)(e) RTI Regulation or section 6(d) IP Regulation

There were no deemed decisions, and decisions taken to have been made on internal review.

Table 6. Number of refusals of amendment - section 6(e) IP Regulation

There were no refusals of amendment.

Table 7. Number of internal review applications - section 8(1)(f) RTI Regulation or section 6(f) IP Regulation

PORTFOLIO/AGENCY	No. of internal reviews received	Internal review decision (i.e. upheld on review or varied on review)	If decision varied, how?	Exemption
Queensland Fire and Emergency Services	1 – RTI	Upheld on review		sch4, pt3(19)
TOTAL	1			

Table 8. Number of external review applications - section 8(1)(g) RTI Regulation or section 6(g) IP Regulation

PORTFOLIO/AGENCY	No. of external reviews	Type of review	Decision	Act provision
Queensland Fire and Emergency Services	1 – RTI	Preceding internal review	Settled outcome	
TOTAL	1			

Table 9. Amount of fees and charges received under the RTI Act - section 8(1)(j) RTI Regulation

PORTFOLIO/AGENCY	Application fees received	Processing charges received	Access charges received	Total received
		— \$ —		
Queensland Fire and Emergency Services	1,090.85	723.60	0.00	1,814.45
TOTAL	1,090.85	723.60	0.00	1,814.45

Table 10. Amount of charges received under the IP Act - section 6(j) IP Regulation

There were no charges received under the IP Act.

APPENDIX 18 – Science, Information Technology, Innovation and the Arts

Table 1. Number of access applications - section 8(1)(a) RTI Regulation and section 6(a) IP Regulation (including IP amendment applications)

PORTFOLIO/AGENCY	Application type	Received	Transferred	Withdrawn	Finalised 30 June 2014
— no. —					
Department of Science, Information Technology, Innovation and the Arts	Access – RTI	20	5	1	13
Office of the Minister for Science, Information Technology, Innovation and the Arts	Access – RTI	1	0	0	1
Queensland Museum	Access – RTI	2	0	0	1
State Library of Queensland	Access – RTI	4	0	2	1
Total RTI Applications		27	5	3	16
Department of Science, Information Technology, Innovation and the Arts	Access – IP	2	0	0	2
Office of the Minister for Science, Information Technology, Innovation and the Arts	Access – IP	1	0	0	1
State Library of Queensland	Access – IP	2	0	0	2
Total IP Applications		5	0	0	5
TOTAL APPLICATIONS		32	5	3	21

Table 2. Number of refusals to deal - section 8(1)(b) RTI Regulation and section 6(b) IP Regulation

There were no refusals to deal.

Table 3. Number of refusals of access - section 8(1)(c) RTI Regulation and section 6(c) IP Regulation

PORTFOLIO/AGENCY	Application type RTI / IP	Pages considered	Provisions invoked to refuse access	no. of times i.e. pages
Department of Science, Information Technology, Innovation and the Arts	RTI	2,369	invoked	
			sch3(2)(1)(b)	40
			sch3(2)(1)(c)	1
			sch3(3)(1)(c)	2
			sch3(4)	20
			sch3(6)	16
			sch3(6)(c)(i)	98
			sch3(7)	46
			sch3(8)(1)	5
Office of the Minister for Science, Information Technology, Innovation and the Arts	RTI	24	s.47(3)(b)	450
			s.47(3)(a), sch3(7)	13
			s.47(3)(b)	11
Queensland Museum	RTI	23	s.47(3)(b)	8
State Library of Queensland	RTI	500	s.47(3)(e)	Documents non-existent or unlocatable
			sch4, pt3(3)	183
			sch3, pt8	
			sch4, pt3(3)	
		96	sch4, pt3(9)	50

PORTFOLIO/AGENCY	Application type RTI / IP	Pages considered	Provisions invoked to refuse access	
			invoked	no. of times i.e. pages
Total RTI		3,012		943
Department of Science, Information Technology, Innovation and the Arts	IP	86	full release	
State Library of Queensland	IP	15	sch4, pt3(3)	11
		58	sch4, pt3(3)	29
Total IP		159		40
TOTAL		3,171		983

Table 4. Number of pages included in a disclosure log - section 8(1)(d) RTI Regulation

PORTFOLIO/AGENCY	Total pages published to disclosure log
Department of Science, Information Technology, Innovation and the Arts	1,739
TOTAL	1,739

Table 5. Number of deemed decisions, and decisions taken to have been made on internal review - section 8(1)(e) RTI Regulation or section 6(d) IP Regulation

There were no deemed decisions, and decisions taken to have been made on internal review.

Table 6. Number of refusals of amendment - section 6(e) IP Regulation

There were no refusals to amend documents.

Table 7. Number of internal review applications - section 8(1)(f) RTI Regulation or section 6(f) IP Regulation

PORTFOLIO/AGENCY	No. of internal reviews received	Internal review decision (i.e. upheld on review or varied on review)	If decision varied, how?	Exemption
Department of Science, Information Technology, Innovation and the Arts	1 – RTI	Upheld on review		
	2 – RTI	Varied on review	Additional documents released	sch4
Total RTI	3			
Office of the Minister for Science, Information Technology, Innovation and the Arts	1 – IP	Withdrawn ⁴⁹		
Total IP	1			
TOTAL	4			

⁴⁹ At internal review stage the department did not accept the application due to the applicant asking for documents outside of the scope of the original IP access application.

Table 8. Number of external review applications - section 8(1)(g) RTI Regulation or section 6(g) IP Regulation

PORTFOLIO/AGENCY	No. of external reviews	Type of review	Decision	Act provision
Department of Science, Information Technology, Innovation and the Arts	1 – RTI	Preceding internal review	Withdrawn	
Queensland Museum	1 – RTI	Direct	Upheld on review – settled outcome	
State Library of Queensland	1 – RTI	Direct	Varied on review – additional documents released – settled outcome	
TOTAL	3			

Table 9. Amount of fees and charges received under the RTI Act - section 8(1)(j) RTI Regulation

PORTFOLIO/AGENCY	Application fees received	Processing charges received	Access charges received	Total received
		— \$ —		
Department of Science, Information Technology, Innovation and the Arts	754.20	3,715.20	0.00	4,469.40
Office of the Minister for Science, Information Technology, Innovation and the Arts	41.90	0.00	0.00	41.90
Queensland Museum	41.90	0.00	0.00	41.90
State Library of Queensland	86.90	174.15	0.00	261.05
TOTAL	924.90	3,889.35	0.00	4,814.25

Table 10. Amount of charges received under the IP Act - section 6(j) IP Regulation

PORTFOLIO/AGENCY	Access charges
	\$
Queensland Museum	83.80
TOTAL	83.80

APPENDIX 19 – State Development, Infrastructure and Planning

Table 1. Number of access applications - section 8(1)(a) RTI Regulation and section 6(a) IP Regulation (including IP amendment applications)

PORTFOLIO/AGENCY	Application type	Received	Transferred	Withdrawn	Finalised 30 June 2014
— no. —					
Department of State Development, Infrastructure and Planning	Access – RTI	54	0	18	45
Office of the Deputy Premier	Access – RTI	20	0	0	14
GasFields Commission Queensland	Access – RTI	12	0	10	2
Queensland Reconstruction Authority	Access – RTI	2	0	0	2
Total RTI Applications		88	0	28	63
Department of State Development, Infrastructure and Planning	Access – IP	17	0	14	2
Total IP Applications		17	0	14	2
TOTAL APPLICATIONS		105	0	42	65

Table 2. Number of refusals to deal - section 8(1)(b) RTI Regulation and section 6(b) IP Regulation

PORTFOLIO/AGENCY	Provision invoked	No. of times i.e. applications
Department of State Development, Infrastructure and Planning	s.41 RTI	1
Office of the Deputy Premier	s.41 RTI	2
TOTAL		3

Table 3. Number of refusals of access - section 8(1)(c) RTI Regulation and section 6(c) IP Regulation

PORTFOLIO/AGENCY	Application type RTI / IP	Pages considered	Provisions invoked to refuse access	no. of times i.e. pages
Department of State Development, Infrastructure and Planning	RTI	16,972	s.52	1
			s.53(a)	55
			s.53(b)	3
			s.53(d)	60
			s.73(1)	4,491
			s.73(2)	78
			s.68(4)(c)	2
			sch3(2)(1)(a)	39
			sch3(2)(1)(b)	1,546
			sch3(3)	9
			sch3(3)(1)(e)	11
			sch3(6)(c)(i)	25
			sch3(6)(c)(ii)	2
			sch3(7)	1,295
			sch3(8)(1)	212
			sch3(11)	519
			sch3(12)	1
			sch4, pt3(3)	627
			sch4, pt3(11)	6
			sch4, pt4(1)(1)(a)	10

PORTFOLIO/AGENCY	Application type RTI / IP	Pages considered	Provisions invoked to refuse access	no. of times i.e. pages
			invoked	
Department of State Development, Infrastructure and Planning (cont'd)	RTI		sch4, pt4(3)(b)	2
			sch4, pt4(4)(1)(a)	93
			sch4, pt4(4)(1)(b)	127
			sch4, pt4(6)	656
			sch4, pt4(7)	53
			sch4, pt4(7)(1)(c)	48
			sch4, pt4(8)	19
			sch4, pt4(10)	56
Office of the Deputy Premier	RTI	190	s.73(1)	57
			sch4, pt3(3)	3
			sch4, pt3(6)	83
GasFields Commission Queensland	RTI	1,583	s.53(d)	953
			sch4, pt4(6)	293
Queensland Reconstruction Authority	RTI	318	sch4(3)(3)	4
			sch3(8)(1)	115
			sch3(6)(c)	1
			s.73	19
Total RTI		19,063		11,574
Department of State Development, Infrastructure and Planning	IP	102	s.88(1)	45
			s.88(2)	5
			sch4, pt3(3)	6
			sch4, pt4(6)	23
			sch4, pt4(8)	2
Total IP		102		81
TOTAL		19,165		11,655

Table 4. Number of pages included in a disclosure log - section 8(1)(d) RTI Regulation

PORTFOLIO/AGENCY	Total pages published to disclosure log
Department of State Development, Infrastructure and Planning	4,102
Office of the Deputy Premier	134
TOTAL	4,236

Table 5. Number of deemed decisions, and decisions taken to have been made on internal review - section 8(1)(e) RTI Regulation or section 6(d) IP Regulation

There were no deemed decisions, and decisions taken to have been made on internal review.

Table 6. Number of refusals of amendment - section 6(e) IP Regulation

There were no refusals to amend documents.

Table 7. Number of internal review applications - section 8(1)(f) RTI Regulation or section 6(f) IP Regulation

PORTFOLIO/AGENCY	No. of internal reviews received	Internal review decision (i.e. upheld on review or varied on review)	If decision varied, how?	Exemption
Department of State Development, Infrastructure and Planning	2 – RTI	Upheld on review		
	1 – RTI	Withdrawn		
	1 – RTI	Varied on review	Varied the original decision with regard to 10 documents	sch4, pt4(6) and sch4, pt4(7)(1)(c)
			Upheld sch3(6)(c)(i)	sch3(6)(c)(i)
	1 – RTI	Varied on review	Varied s.73(1) and sch4, pt4(7)	s.73(1) sch4, pt4(7)
	1 – RTI	Varied on review	Varied the original decision with regard to 87 documents	sch3(8)(1), sch4, pt4(7)(1)(c)
	1 – RTI	Varied on review	Additional 10 pages located	sch4, pt4(6)
GasFields Commission Queensland	1 – RTI	Varied on review	Varied the original decision with regard to 9 documents	sch3(2)(1)(a) sch4, pt4(6)
	1 – RTI	Varied on review	Two pages initially partial release – released in full	
	1 – RTI	Upheld on review	Additional two pages released	
	Total RTI	10		
Department of State Development, Infrastructure and Planning	1 – IP	Upheld on review		
Total IP	1			
TOTAL	11			

Table 8. Number of external review applications - section 8(1)(g) RTI Regulation or section 6(g) IP Regulation

PORTFOLIO/AGENCY	No. of external reviews	Type of review	Decision	Act provision
Department of State Development, Infrastructure and Planning	9 – RTI	Direct	Withdrawn	
	3 – RTI	Preceding internal review	Withdrawn	
	1 – RTI	Direct	OIC did not accept review	
	1 – RTI	Direct	Under consideration by the OIC	
	1 – RTI	Preceding internal review	Under consideration by the OIC	
Office of the Deputy Premier	8 – RTI	Direct	Withdrawn	
	1 – RTI	Direct	OIC did not accept review	
TOTAL	24			

Table 9. Amount of fees and charges received under the RTI Act - section 8(1)(j) RTI Regulation

PORTFOLIO/AGENCY	Application fees received	Processing charges received	Access charges received	Total received
			— \$ —	
Department of State Development, Infrastructure and Planning	1,885.50	8,597.85	0.00	10,483.35
Office of the Deputy Premier	838.00	522.45	0.00	1,360.45
GasFields Commission Queensland	502.80	3,108.90	0.00	3,611.70
Queensland Reconstruction Authority	83.80	0.00	0.00	83.80
TOTAL	3,310.10	12,229.20	0.00	15,539.30

Table 10. Amount of charges received under the IP Act - section 6(j) IP Regulation

There were no charges received under the IP Act.

APPENDIX 20 – Tourism, Major Events, Small Business and the Commonwealth Games

Table 1. Number of access applications - section 8(1)(a) RTI Regulation and section 6(a) IP Regulation (including IP amendment applications)

PORTFOLIO/AGENCY	Application type	Received	Transferred	Withdrawn	Finalised 30 June 2014
— no. —					
Department of Tourism, Major Events, Small Business and the Commonwealth Games	Access – RTI	5	3	2	2
Minister for Tourism, Major Events, Small Business and the Commonwealth Games	Access – RTI	3	0	0	2
Tourism and Events Queensland	Access – RTI	2	0	0	1
TOTAL APPLICATIONS		10	3	2	5

Table 2. Number of refusals to deal - section 8(1)(b) RTI Regulation and section 6(b) IP Regulation

There were no refusals to deal.

Table 3. Number of refusals of access - section 8(1)(c) RTI Regulation and section 6(c) IP Regulation

PORTFOLIO/AGENCY	Application type RTI / IP	Pages considered	Provisions invoked to refuse access	no. of times i.e. pages
invoked				
Department of Tourism, Major Events, Small Business and the Commonwealth Games	RTI	180	sch3(2)(1)(b)	8
			sch3(6)(c)(i)	20
			sch3(8)(1)	5
			sch4	41
Minister for Tourism, Major Events, Small Business and the Commonwealth Games	RTI	27	s.52	2
			sch3(6)(c)(i)	3
			sch4	8
Tourism and Events Queensland	RTI	60	sch3(8)(1)	60
TOTAL		267		147

Table 4. Number of pages included in a disclosure log - section 8(1)(d) RTI Regulation

PORTFOLIO/AGENCY	Total pages published to disclosure log
Department of Tourism, Major Events, Small Business and the Commonwealth Games	517
Minister for Tourism, Major Events, Small Business and the Commonwealth Games	15
TOTAL	532

Table 5. Number of deemed decisions, and decisions taken to have been made on internal review - section 8(1)(e) RTI Regulation or section 6(d) IP Regulation

There were no deemed decisions, and decisions taken to have been made on internal review.

Table 6. Number of refusals of amendment - section 6(e) IP Regulation

There were no refusals to amend documents.

Table 7. Number of internal review applications - section 8(1)(f) RTI Regulation or section 6(f) IP Regulation

There were no internal review applications.

Table 8. Number of external review applications - section 8(1)(g) RTI Regulation or section 6(g) IP Regulation

There were no external review applications.

Table 9. Amount of fees and charges received under the RTI Act - section 8(1)(j) RTI Regulation

PORTFOLIO/AGENCY	Application fees received	Processing charges received	Access charges received	Total received
		— \$ —		
Department of Tourism, Major Events, Small Business and the Commonwealth Games	125.70	0.00	0.00	125.70
Minister for Tourism, Major Events, Small Business and the Commonwealth Games	124.30	0.00	0.00	124.30
Tourism and Events Queensland	83.80	0.00	0.00	83.80
TOTAL	333.80	0.00	0.00	333.80

Table 10. Amount of charges received under the IP Act - section 6(j) IP Regulation

There were no charges received under the IP Act.

APPENDIX 21 – Transport and Main Roads

Table 1. Number of access applications - section 8(1)(a) RTI Regulation and section 6(a) IP Regulation (including IP amendment applications)

PORTFOLIO/AGENCY	Application type	Received	Transferred	Withdrawn	Finalised 30 June 2014
— no. —					
Department of Transport and Main Roads	Access – RTI	529	2	128	401
Minister for Transport and Main Roads	Access – RTI	4	0	0	8
Gladstone Ports Corporation Limited	Access – RTI	8	0	0	6
North Queensland Bulk Ports Corporation Limited	Access – RTI	2	0	0	1
Ports North	Access – RTI	1	0	0	1
Queensland Rail	Access – RTI	29	0	5	24
Total RTI Applications		573	2	133	441
Department of Transport and Main Roads	Access – IP	58	1	17	38
Minister for Transport and Main Roads	Access – IP	1	0	0	1
Gladstone Ports Corporation Limited	Access – IP	1	0	1	0
Queensland Rail	Access – IP	8	0	0	8
Total IP Applications		68	1	18	47
Department of Transport and Main Roads	Amendment – IP	1	0	0	1
Total IP Amendment Applications		1	0	0	1
TOTAL APPLICATIONS		642	3	151	489

Table 2. Number of refusals to deal - section 8(1)(b) RTI Regulation and section 6(b) IP Regulation

PORTFOLIO/AGENCY	Provision invoked	No. of times i.e. applications
Department of Transport and Main Roads	s.41 RTI	8
Queensland Rail	s.40 RTI	2
	s.41 RTI	2
	s.43 RTI	1
TOTAL		13

Table 3. Number of refusals of access - section 8(1)(c) RTI Regulation and section 6(c) IP Regulation

PORTFOLIO/AGENCY	Application type RTI / IP	Pages considered	Provisions invoked to refuse access	no. of times i.e. pages
Department of Transport and Main Roads	RTI	27,792	invoked	
			sch3(2)	4
			sch3(2)(1)(a)	728
			sch3(2)(1)(b)	344
			sch3(3)	4
			sch3(4)	4
			sch3(6)	4
			sch3(6)(c)(i)	9
			sch3(7)	637
			sch3(10)(1)(a)	14
			sch3(10)(4)	347
			sch3(12)	2

PORTFOLIO/AGENCY	Application type RTI / IP	Pages considered	Provisions invoked to refuse access	
			invoked	no. of times i.e. pages
Department of Transport and Main Roads (<i>cont'd</i>)	RTI		sch4	1,842
			s.52	21
Minister for Transport and Main Roads	RTI	1,003	sch3(2)(1)(b)	46
			s.52	1
Gladstone Ports Corporation Limited	RTI	1,229	s.47(3)(b)	6
North Queensland Bulk Ports Corporation Limited	RTI	9,149	sch4	7,352
Queensland Rail	RTI	1,211	s.47(3)(a)	130
			s.47(3)(b)	247
			s.47(3)(e)	396
			s.51	231
			sch4	8
Total RTI		40,384		12,377
Department of Transport and Main Roads	IP	13,636	sch3(7)	299
			sch3(10)(1)(b)	4
			sch3(10)(1)(d)	111
			sch4	110
			s.52	6
			s.53	17
Minister for Transport and Main Roads	IP	181	full release	
Queensland Rail	IP	1,076	s.47(3)(b)	64
Total IP		14,893		611
TOTAL		55,277		12,988

Table 4. Number of pages included in a disclosure log - section 8(1)(d) RTI Regulation

PORTFOLIO/AGENCY	Total pages published to disclosure log
Department of Transport and Main Roads	14,510
Minister for Transport and Main Roads	973
Ports North	1
Queensland Rail	85
TOTAL	15,569

Table 5. Number of deemed decisions, and decisions taken to have been made on internal review - section 8(1)(e) RTI Regulation or section 6(d) IP Regulation

PORTFOLIO/AGENCY	Provision invoked	No. of times
Department of Transport and Main Roads	s.83(2) RTI	2
Gladstone Ports Corporation Limited	s.46 RTI	6
TOTAL		8

Table 6. Number of refusals of amendment - section 6(e) IP Regulation

There were no refusals to amend documents.

Table 7. Number of internal review applications - section 8(1)(f) RTI Regulation or section 6(f) IP Regulation

PORTFOLIO/AGENCY	No. of internal reviews received	Internal review decision (i.e. upheld on review or varied on review)	If decision varied, how?	Exemption
Department of Transport and Main Roads	7 – RTI	Upheld on review		s.52, s.55, sch3(2)(1)(a) sch3(6)(c)(i), sch4 s.52, sch3(2)(1)(a) sch4, pt4(7)(1)(b) sch4, pt4(7)(1)(c)
North Queensland Bulk Ports Corporation Limited	5 – RTI	Varied on review	Additional documents located	
Queensland Rail	1 – RTI	Upheld on review		s.55(2)
	1 – RTI	Varied on review	A total figure of costs was disclosed to the applicant	s.47(3)(a) and (b)
Total RTI	15			
Department of Transport and Main Roads	4 – IP	Upheld on review		sch3(7) sch3(10)(1)(d) s.52
	1 – IP	Varied on review	Additional documents located – full release	
Total IP	5			
TOTAL	20			

Table 8. Number of external review applications - section 8(1)(g) RTI Regulation or section 6(g) IP Regulation

PORTFOLIO/AGENCY	No. of external reviews	Type of review	Decision	Act provision
Department of Transport and Main Roads	7 – RTI	Direct	Settled outcome	
	3 – RTI	Preceding internal review	Settled outcome	
	1 – RTI	Direct	Withdrawn	
Queensland Rail	1 – RTI	Varied on review	Additional documents located – full release	
Total RTI	12			
Department of Transport and Main Roads	1 – IP	Direct	Settled outcome	
	3 – IP	Preceding internal review	Settled outcome	
Total IP	4			
TOTAL	16			

Table 9. Amount of fees and charges received under the RTI Act - section 8(1)(j) RTI Regulation

PORTFOLIO/AGENCY	Application fees received	Processing charges received	Access charges received	Total received
		— \$ —		
Department of Transport and Main Roads	22,249.64	30,288.90	1,415.91	53,954.45
Minister for Transport and Main Roads	209.50	657.90	0.00	867.40
Gladstone Ports Corporation Limited	332.40	0.00	0.00	332.40
North Queensland Bulk Ports Corporation Limited	81.00	3,560.00	0.00	3,641.00
Ports North	41.90	0.00	0.00	41.90
Queensland Rail	1,130.00	0.00	0.00	1,130.00
TOTAL	24,044.44	34,506.80	1,415.91	59,967.15

Table 10. Amount of charges received under the IP Act - section 6(j) IP Regulation

There were no charges received under the IP Act.

APPENDIX 22 – Queensland Treasury and Trade

Table 1. Number of access applications - section 8(1)(a) RTI Regulation and section 6(a) IP Regulation (including IP amendment applications)

PORTFOLIO/AGENCY	Application type	Received	Transferred	Withdrawn	Finalised 30 June 2014
		— no. —			
Queensland Treasury and Trade	Access – RTI	48	0	5	42
Office of the Treasurer and Minister for Trade	Access – RTI	7	0	0	6
Motor Accident Insurance Commission (MAIC)	Access – RTI	1	0	0	1
Nominal Defendant	Access – RTI	1	1	0	0
Trade Investment Queensland	Access – RTI	1	0	0	0
Total RTI Applications		58	1	5	49
Queensland Treasury and Trade	Access – IP	25	0	3	21
Board of Trustees of State Public Sector Super Fund (QSuper)	Access – IP	4	0	0	3
Motor Accident Insurance Commission (MAIC)	Access – IP	1	0	1	0
Total IP Applications		30	0	4	24
TOTAL APPLICATIONS		88	1	9	73

Table 2. Number of refusals to deal - section 8(1)(b) RTI Regulation and section 6(b) IP Regulation

There were no refusals to deal.

Table 3. Number of refusals of access - section 8(1)(c) RTI Regulation and section 6(c) IP Regulation

PORTFOLIO/AGENCY	Application type RTI / IP	Pages considered	Provisions invoked to refuse access	no. of times i.e. pages
			invoked	
Queensland Treasury and Trade	RTI	7,573	sch1(14)	585
			sch3(1)	73
			sch3(2)(1)(a)	388
			sch3(2)(1)(b)	955
			sch3(2)(1)(c)	25
			sch3(3)(1)(a)	22
			sch3(3)(1)(e)	70
			sch3(6)(c)(i)	56
			sch3(6)(c)(ii)	3
			sch3(7)	134
			sch3(8)(1)	380
			sch3(12)	16
			sch4	1,540
Office of the Treasurer and Minister for Trade	RTI	121	sch3(2)(1)(b)	8
			sch3(2)(1)(c)	4
			sch4	62
Total RTI		7,694		4,321
Queensland Treasury and Trade	IP	906	sch3(10)(1)(f)	35
			sch3(12)(1)	1
			sch4	58
Board of Trustees of State Public Sector Super Fund (QSuper)	IP	437	sch3(3)(1)(a)	3
			sch4	4

PORTFOLIO/AGENCY	Application type RTI / IP	Pages considered	Provisions invoked to refuse access
			invoked no. of times i.e. pages
Total IP		1,343	101
TOTAL		9,037	4,422

Table 4. Number of pages included in a disclosure log - section 8(1)(d) RTI Regulation

PORTFOLIO/AGENCY	Total pages published to disclosure log
Queensland Treasury and Trade	2,607
Office of the Treasurer and Minister for Trade	119
Motor Accident Insurance Commission (MAIC)	1
TOTAL	2,727

Table 5. Number of deemed decisions, and decisions taken to have been made on internal review - section 8(1)(e) RTI Regulation or section 6(d) IP Regulation

There were no deemed decisions, and decisions taken to have been made on internal review.

Table 6. Number of refusals of amendment - section 6(e) IP Regulation

There were no refusals to amend documents.

Table 7. Number of internal review applications - section 8(1)(f) RTI Regulation or section 6(f) IP Regulation

PORTFOLIO/AGENCY	No. of internal reviews received	Internal review decision (i.e. upheld on review or varied on review)	If decision varied, how?	Exemption
Queensland Treasury and Trade	1 – RTI	Upheld on review		
Office of the Treasurer and Minister for Trade	1 – RTI	Not finalised as at 30 June 2014		
TOTAL	2			

Table 8. Number of external review applications - section 8(1)(g) RTI Regulation or section 6(g) IP Regulation

PORTFOLIO/AGENCY	No. of external reviews	Type of review	Decision	Act provision
Queensland Treasury and Trade	1 – RTI	Direct	Upheld on review	
	1 – RTI	Direct	Varied on review – resolved informally	

PORTFOLIO/AGENCY	No. of external reviews	Type of review	Decision	Act provision
Queensland Treasury and Trade <i>(cont'd)</i>	1 – RTI	Direct	Varied on review – resolved informally	
	1 – RTI	Direct	Varied on review – resolved informally	
	1 – RTI	Direct	Settled outcome	
	1 – RTI	Preceding internal review	Settled outcome	
Office of the Treasurer and Minister for Trade	1 – RTI	Direct	Upheld on review	
	1 – RTI	Direct	Varied on review – resolved informally	
Total RTI	8			
Board of Trustees of State Public Sector Super Fund (QSuper)	2 – IP	Direct	Settled outcome	
Total IP	2			
TOTAL	10			

Table 9. Amount of fees and charges received under the RTI Act - section 8(1)(j) RTI Regulation

PORTFOLIO/AGENCY	Application fees received	Processing charges received	Access charges received	Total received
		— \$ —		
Queensland Treasury and Trade	1,966.50	4,080.20	0.00	6,046.70
Office of the Treasurer and Minister for Trade	291.90	0.00	0.00	291.90
Motor Accident Insurance Commission (MAIC)	41.90	0.00	0.00	41.90
Nominal Defendant	41.90	0.00	0.00	41.90
Trade Investment Queensland (TIQ)	41.90	0.00	0.00	41.90
TOTAL	2,384.10	4,080.20	0.00	6,464.30

Table 10. Amount of charges received under the IP Act - section 6(j) IP Regulation

There were no charges received under the IP Act.

APPENDIX 23 – Efforts to further the object of the RTI Act and IP Act

The tables below summarise the efforts made by agencies, Ministers and statutory authorities during this reporting period which builds on efforts made in the previous year. Efforts to further the objects of the legislation are required under section 8(1)(k) of the RTI Regulation and section 6(k) of the IP Regulation.

Reference Table

Activity No.	Efforts by agencies, Ministers and statutory authorities to further the object of the RTI Act and IP Act
1	electronic processing of all RTI and IP applications using redaction technology
2	use of 'RTIPS' case management system for recording, tracking and reporting RTI and IP applications
3	'RTIPS' case management system for recording, tracking and reporting RTI and IP applications kept up-to-date
4	attendance by RTI/IP officers at internal RTI training sessions
5	attendance by RTI/IP officers at internal IP training sessions
6	attendance by RTI/IP officers at external RTI training sessions
7	attendance by RTI/IP officers at external IP training sessions
8	attendance by Ministerial officers at internal RTI training sessions
9	attendance by Ministerial officers at internal IP training sessions
10	attendance by Ministerial officers at external RTI training sessions
11	attendance by Ministerial officers at external IP training sessions
12	identified further training and professional development activities for RTI/IP officers
13	RTI and IP awareness training provided to agency staff for cross-skilling of RTI decision makers
14	online IP training module available to all staff on My HPW Intranet
15	online IP training module available to all staff on Evolve
16	staff involvement in RTI and IP Managers' Forums
17	RTI and IP sessions included in induction sessions for new departmental staff
18	officers engaged with applicants early in the processing cycle to clarify requests and offer advice
19	assistance given to members of the public when making applications or inquiries regarding RTI/IP
20	provided documents to applicants on CD-ROM, USB, hard copy or via email
21	further adoption of "push" model principles through increased use of administrative access, publication scheme and disclosure log releases
22	continued to implement, upgrade and support various administrative access schemes
23	continued awareness and use of administrative release and other forms of proactive disclosure
24	conducted a process review to identify opportunities for efficiencies and improved accountability
25	increased flexibility offered to applicants for credit card payment
26	use of correspondence templates in order to promote consistency and allow for more efficient processing of applications
27	continued to be proactive in the disclosure and publication of information on the agency's disclosure log and publication scheme
28	development of new internal policies and procedures in relation to RTI and IP
29	new policies and procedures continually being updated
30	development and implementation of a new records management system, i.e. eDRMS
31	requests for information recorded on central database for reporting and record management purposes
32	maintained and updated (when required) agency's internet and hyperlinks on the RTI and IP pages
33	maintained and updated (when required) agency's intranet and hyperlinks on the RTI and IP pages
34	RTI and IP policies, procedures, forms and fact sheets reviewed and amended
35	Office of the Information Commissioner decisions regularly broadcast to staff within the RTI and Privacy Unit

Portfolio	Activities described by the agency
Premier and Cabinet	Department of the Premier and Cabinet <ul style="list-style-type: none"> activity numbers 1-3, 6, 7, 16-20, 25-27 and 31-34 apply promotion of RTI Day 2014 promotion of Privacy Awareness Week Office of the Premier <ul style="list-style-type: none"> activity numbers 1-3, 19, 21 and 23 apply Queensland Audit Office <ul style="list-style-type: none"> activity numbers 1, 6 and 7 apply Office of the Queensland Integrity Commissioner <ul style="list-style-type: none"> activity numbers 6 and 7 apply Public Service Commission <ul style="list-style-type: none"> activity number 6 applies
Aboriginal and Torres Strait Islander and Multicultural Affairs	Department of Aboriginal and Torres Strait Islander and Multicultural Affairs Activities applicable to the Department and the Minister for Aboriginal and Torres Strait Islander and Multicultural Affairs

Portfolio	Activities described by the agency
	<ul style="list-style-type: none"> activity numbers 1, 4, 5, 8, 12, 18-23, 26, 27, 32, 34 and 35 applies reviewed publication scheme for ease of use and relevance of content administrative access provided by Community and Personal Histories continues to be promoted and used in preference to formal application provided RTI awareness to ministerial officers, Office of the Director-General and other senior executives continued maintenance and improvement of the purpose-built Resolve case management system attendance at the OIC forums ongoing RTI business process reviews to streamline application processes information sheets and the Applicant Pack maintained and improved
Agriculture, Fisheries and Forestry	Department of Agriculture, Fisheries and Forestry
	<p>Activities applicable to the Department and the Minister for Agriculture, Fisheries and Forestry</p> <ul style="list-style-type: none"> activity numbers 1-7, 12, 16, 18-30 and 32-35 apply development and implementation of existing records management system online IP training module available to all staff
Communities, Child Safety and Disability Services	Department of Communities, Child Safety and Disability Services
	<p>Activities applicable to the Department and the Minister for Communities, Child Safety and Disability Services</p> <ul style="list-style-type: none"> activity numbers 1, 4-8, 16-24, 26, 27, 29, 31-35 apply reviewed publication scheme for ease of use and relevance of content RTI included in Code of Conduct training provided RTI awareness to ministerial officers, Office of the Director-General and other senior executives continued maintenance and improvement of the purpose-built Resolve case management system attendance at the OIC forums ongoing RTI business process reviews to streamline application processes information sheets and the Applicant Pack maintained and improved RTI as a last resort and Administrative Access provided where permissible, specifically for the Commission for Children, Young People and Child Guardian, Forde and Micah <p>Commission for Children, Young People and Child Guardian</p> <ul style="list-style-type: none"> activity numbers 1, 6, 7, 16-23, 26, 27, 29 and 32-35 apply
Community Safety	Department of Community Safety
	<ul style="list-style-type: none"> activity numbers 1-3, 19 and 35 apply <p>Minister for Police and Community Safety ⁵⁰</p> <ul style="list-style-type: none"> activity numbers 1-3 and 19 apply
Education, Training and Employment	Department of Education, Training and Employment
	<p>Activities applicable to the Department, including the Minister for Education, Training and Employment, and the Non-State School Accreditation Board</p> <ul style="list-style-type: none"> activity numbers 1, 2, 4-7, 12, 13, 16-24, 26-29, 31-33 and 35 apply <p>Central Queensland University</p> <ul style="list-style-type: none"> activity numbers 1 and 4 apply <p>Griffith University</p> <ul style="list-style-type: none"> activity numbers 1, 6, 11, 18-20, 22, 23, 25, 26, 28, 29 and 31-35 apply <p>James Cook University</p> <ul style="list-style-type: none"> activity numbers 1, 18-20, 25, 26, 30 and 32 apply <p>Queensland College of Teachers</p> <ul style="list-style-type: none"> activity number 17 applies <p>Queensland Curriculum and Assessment Authority</p> <ul style="list-style-type: none"> activity numbers 1, 6, 7, 12, 13, 16, 18-23, 26, 27, 29, 32 and 35 apply <p>Queensland University of Technology</p> <ul style="list-style-type: none"> activity numbers 1, 6, 12, 13, 18-21, 23, 25, 26 and 32 apply <p>University of Queensland</p> <ul style="list-style-type: none"> activity numbers 1, 12, 16, 18, 20, 21, 25, 26, 28, 32 and 35 apply

⁵⁰ 1 July 2013 to 31 October 2013

Portfolio	Activities described by the agency
	<ul style="list-style-type: none"> review and amend administrative access scheme for staff and students to access staff and student files <p>University of Southern Queensland</p> <ul style="list-style-type: none"> activity numbers 4, 5, 14, 18-23, 25-28 and 32 apply on-going TRIM eDRMS deployment program across the organisation to assist in meeting external recordkeeping and RTI obligations delivery of dedicated RTI/IP training sessions to USQ staff through the HR Professional Development program RTI and Administrative Release Scheme Policy/Procedures approved refer http://policy.usq.edu.au/documents.php?id=14477PL short visit by Privacy Commissioner (Acting) during the reporting period, around the time of Privacy Awareness Week <p>University of the Sunshine Coast</p> <ul style="list-style-type: none"> activity numbers 5-7, 16, 18-23, 27, 28 and 32 apply
Energy and Water Supply	Department of Energy and Water Supply
	<p>Activities applicable to the Department and the Minister for Energy and Water Supply</p> <ul style="list-style-type: none"> activity numbers 1-7, 12, 16, 18-30 and 32-35 apply development and implementation of existing records management system online IP training module available to all staff <p>ENERGEX Limited</p> <ul style="list-style-type: none"> activity numbers 6, 19-21, 23, 27, 31 and 32 apply RTI team conducted awareness session to brief staff in relevant areas of ENERGEX regarding the RTI and IP process ongoing assistance provided to Contact Centre staff regarding enquiries from the public about RTI/IP and administrative access matters <p>Energy and Water Ombudsman Queensland</p> <ul style="list-style-type: none"> activity numbers 1, 4 and 5 apply whole of agency annual RTI and IP refresher training <p>Ergon Energy Corporation Limited and Ergon Energy Queensland Pty Ltd</p> <ul style="list-style-type: none"> activity numbers 1, 3, 4, 12, 16-21, 25-27 and 30-33 apply <p>Powerlink Queensland</p> <ul style="list-style-type: none"> activity numbers 6, 7, 12, 18-21, 26, 29 and 34 apply article in organisation newsletter regarding RTI, including 'RTI Day' <p>Queensland Urban Utilities</p> <ul style="list-style-type: none"> activity numbers 6, 11, 19, 20, 26, 31, 32 and 34 applies participation in 'RTI Day' partner program <p>Seqwater</p> <ul style="list-style-type: none"> activity numbers 1, 12, 18-27, 29, 32 and 34 apply
Environment and Heritage Protection	Department of Environment and Heritage Protection
	<p>Activities applicable to the Department and the Minister for Environment and Heritage Protection</p> <ul style="list-style-type: none"> activity numbers 1-7, 12, 16, 18-30 and 32-35 apply development and implementation of existing records management system online IP training module available to all staff RTI and IP awareness training provided to agency staff
Health	Queensland Health
	<p>Activities applicable to the Department and the Minister for Health</p> <ul style="list-style-type: none"> activity numbers 1, 4, 5, 19, 20, 23, 25, 26, 31, 32 and 34 apply <p>Cairns and Hinterland Hospital and Health Service</p> <ul style="list-style-type: none"> activity numbers 1 and 4-7 apply OIC updates on decisions, guidelines, documents, etc. OIC online training increased awareness of RTI/IP and other mechanisms within the Hospital and Health Service increased training opportunities for staff within the Hospital and Health Service to increase awareness of RTI and IP particularly restructure of RTI and IP within the Cairns and Hinterland Hospital and Health Service has been supported by executive increase in time taken to re-scope with applicants

Portfolio	Activities described by the agency
	<ul style="list-style-type: none"> development of RTI and IP procedures within the Hospital and Health Service to increase awareness and ensure correct information is being provided to consumers development of RTI and IP internet and intranet sites within the Hospital and Health Service to increase awareness
	Central Queensland Hospital and Health Service
	<ul style="list-style-type: none"> activity numbers 6, 7, 19-22, 26, 28 and 29 apply
	Central West Hospital and Health Service
	<ul style="list-style-type: none"> activity numbers 4, 5, 17-20, 23, 25-27 and 29 apply
	Children's Health Queensland
	<ul style="list-style-type: none"> activity numbers 1, 2, 4-7, 12, 13, 16, 18-20, 24, 26, 29, 30, 31, 34 and 35 apply
	Darling Downs Hospital and Health Service
	<ul style="list-style-type: none"> activity numbers 1, 4, 5, 19, 20, 23, 25, 26 and 31-34 apply
	Gold Coast Hospital and Health Service
	<ul style="list-style-type: none"> activity numbers 1, 6, 12, 19, 20, 23, 29 and 35 apply
	Mackay Hospital and Health Service
	<ul style="list-style-type: none"> activity numbers 1, 4, 5, 12, 16, 18, 20, 22, 23, 29, 34 and 35 apply
	Metro North Hospital and Health Service
	<ul style="list-style-type: none"> activity numbers 1, 4-7, 13, 16, 18-21, 23-28, 31-33 and 35 apply
	<i>Redcliffe-Caboolture facilities</i>
	<ul style="list-style-type: none"> activity numbers 1-3, 6, 7, 13, 17-21, 29, 34 and 35 apply establishment of Hospital and Health Service Information Access Committee creation and collection of Hospital and Health Service Information Access Dashboard
	<i>Royal Brisbane and Women's Hospital facilities</i>
	<ul style="list-style-type: none"> activity numbers 1, 4-7, 13, 16, 18-21, 23-28, 31-33 and 35 apply establishment of Hospital and Health Service Information Access Committee creation and collection of Hospital and Health Service Information Access Dashboard
	<i>The Prince Charles Hospital facilities</i>
	<ul style="list-style-type: none"> activity numbers 1, 6, 7, 13, 16, 18-21, 25, 26, 33 and 35 apply
	Metro South Hospital and Health Service
	<i>Bayside facilities</i>
	<ul style="list-style-type: none"> activity numbers 1, 4, 5, 13, 17-20, 22, 23, 26, 28, 29 and 31-35 apply
	<i>Logan-Beaudesert facilities</i>
	<ul style="list-style-type: none"> activity numbers 1, 3-5, 12, 13, 16-22, 25 and 33 apply
	<i>Princess Alexandra Hospital facilities</i>
	<ul style="list-style-type: none"> activity numbers 1-4, 6 and 7 apply
	<i>QEII Hospital facilities</i>
	<ul style="list-style-type: none"> activity numbers 1, 2, 4 and 5 apply
	South West Hospital and Health Service
	<ul style="list-style-type: none"> activity numbers 4 and 5 apply
	Sunshine Coast Hospital and Health Service
	<ul style="list-style-type: none"> activity numbers 1 and 4-7 apply
	Torres Strait/ Cape York Hospital and Health Service
	<i>Cape York facilities</i>
	<ul style="list-style-type: none"> activity numbers 6 and 7 apply
	Torres Strait-Northern Peninsula
	<ul style="list-style-type: none"> activity numbers 6, 7 and 20 apply
	Townsville Hospital and Health Service
	<ul style="list-style-type: none"> activity numbers 1, 4, 6, 18 and 21 apply

Portfolio	Activities described by the agency
	<p>West Moreton Hospital and Health Service</p> <ul style="list-style-type: none"> activity numbers 1, 3-5, 12, 16-18 and 26 apply <p>Wide Bay Hospital and Health Service</p> <p>Bundaberg, North Burnett and Wide Bay facilities</p> <ul style="list-style-type: none"> activity numbers 1 and 4-7 apply <p>Fraser Coast facilities</p> <ul style="list-style-type: none"> activity numbers 1, 5, 6, 18-20, 22, 25-27, 32 and 33 apply <p>Office of the Health Ombudsman ⁵¹</p> <ul style="list-style-type: none"> activity number 1 applies
Housing and Public Works	<p>Department of Housing and Public Works</p> <ul style="list-style-type: none"> activity numbers 1-4, 6, 12, 14, 16-21, 23, 26, 27 and 32-35 apply <p>Minister for Housing and Public Works</p> <ul style="list-style-type: none"> activity numbers 1, 4, 5, 14 and 19 apply <p>Board of Architects of Queensland</p> <ul style="list-style-type: none"> activity number 35 applies <p>Board of Professional Engineers of Queensland</p> <ul style="list-style-type: none"> activity numbers 1, 6 and 7 apply <p>Building Services Authority, Queensland Building and Construction Commission, and the Building and Construction Industry Payment Agency</p> <ul style="list-style-type: none"> activity numbers 1-4, 6, 7, 12-14, 16-18, 20, 23-28, 30-32, 34 and 35 apply <p>Plumbing Industry Council and Pool Safety Council</p> <ul style="list-style-type: none"> activity number 14 applies all RTI and IP applications are completed by the Department of Housing and Public Works RTI Unit <p>Residential Tenancies Authority</p> <ul style="list-style-type: none"> activity numbers 6, 16, 17, 19, 26, 29 and 32 apply administrative access scheme in place
Justice and Attorney-General	<p>Department of Justice and Attorney-General</p> <ul style="list-style-type: none"> activity numbers 1, 4-7, 12, 13, 15-24, 26-29 and 31-35 apply use of 'CMS' case management system for recording, tracking and reporting RTI and IP applications promoted and participated in "Right to Know Day 2014" by becoming a partner with the OIC highlighted the department's commitment to Privacy during "Privacy Awareness Week" (4-11 May 2014) and also delivered a lunch-box session on Privacy <p>Anti-Discrimination Commission Queensland</p> <ul style="list-style-type: none"> activity numbers 16, 18, 19, 21, 26, 27 and 32 apply officers completed the online privacy awareness training through the OIC <p>Crime and Misconduct Commission</p> <ul style="list-style-type: none"> activity numbers 1, 6, 7, 18-20, 23, 26, 28, 29, 31, 32 and 34 apply <p>Electoral Commission of Queensland</p> <ul style="list-style-type: none"> activity numbers 6, 7, 18-21, 26, 27, 31, 32 and 34 apply <p>Legal Aid Queensland</p> <ul style="list-style-type: none"> activity numbers 1, 6, 16-20, 23, 32, 33 and 35 apply <p>Legal Practitioners Admissions Board</p> <ul style="list-style-type: none"> activity numbers 4, 5, 18-22, 23, 27, 29, 31, 32 and 34 apply <p>Legal Services Commission</p> <ul style="list-style-type: none"> promoted and participated in "Right to Know Day 2014" by becoming a partner with the OIC and hosting an information morning tea for staff opening of files when queries for information are sought, i.e. administrative access, instead of processing the request on existing files

⁵¹ Formerly Health Quality and Complaints Commission.

Portfolio	Activities described by the agency
	<p>The Public Trustee of Queensland</p> <ul style="list-style-type: none"> activity numbers 4-7, 14, 15, 17, 19, 21, 23, 28, 29, 31, 33 and 34 apply <p>Q-COMP (Workers' Compensation Regulatory Authority)</p> <ul style="list-style-type: none"> activity numbers 1, 22, 26, 31 and 34 apply <p>QLeave</p> <ul style="list-style-type: none"> provide in-house training for all staff regarding RTI and IP <p>Queensland Law Reform Commission</p> <ul style="list-style-type: none"> activity numbers 6, 12, 15, 16 and 32 apply <p>Queensland Law Society</p> <ul style="list-style-type: none"> activity numbers 6, 7, 14, 16-20, 31, 32 and 34 applies <p>Queensland Ombudsman</p> <ul style="list-style-type: none"> activity numbers 1, 4, 5, 17, 20-23, 25 and 31-33 apply <p>WorkCover Queensland</p> <ul style="list-style-type: none"> activity numbers 1, 6, 12, 18-20, 22-24, 26, 27, 31 and 35 apply
Local Government, Community Recovery and Resilience	<p>Department of Local Government, Community Recovery and Resilience</p> <p>Activities applicable to the Department and the Minister for Local Government, Community Recovery and Resilience</p> <ul style="list-style-type: none"> activity numbers 1-3, 6, 7, 12, 18-20, 24, 26-28 and 32-35 apply <p>Balonne Shire Council</p> <ul style="list-style-type: none"> activity number 6 applies <p>Brisbane City Council</p> <ul style="list-style-type: none"> activity numbers 1, 2, 6, 7, 12, 16, 18-20, 22, 23, 25, 26, 28-30 and 32-35 apply <p>Burdekin Shire Council</p> <ul style="list-style-type: none"> activity number 2 applies <p>Cairns Regional Council</p> <ul style="list-style-type: none"> activity numbers 1, 2, 6 and 7 apply RTI and IP training undertaken via website <p>Cassowary Coast Regional Council</p> <ul style="list-style-type: none"> activity numbers 17-21, 25, 27, 33 and 34 apply <p>Central Highlands Regional Council</p> <ul style="list-style-type: none"> activity numbers 1, 23, 26, 28, 31, 32, 34 and 35 apply <p>Charters Towers Regional Council</p> <ul style="list-style-type: none"> activity number 4 applies <p>Croydon Shire Council</p> <ul style="list-style-type: none"> activity numbers 12, 13, 17-20, 22 and 23 apply <p>Fraser Coast Regional Council</p> <ul style="list-style-type: none"> activity numbers 1, 18-20, 26, 27, 32 and 34 apply <p>Gladstone Regional Council</p> <ul style="list-style-type: none"> activity numbers 1, 3, 6 and 7 apply <p>Gold Coast City Council</p> <ul style="list-style-type: none"> activity numbers 1, 6, 7, 16-20, 23, 27, 31, 32, 34 and 35 apply <p>Gympie Regional Council</p> <ul style="list-style-type: none"> activity numbers 1, 4 and 5 apply <p>Hinchinbrook Shire Council</p> <ul style="list-style-type: none"> activity number 1 applies <p>Ipswich City Council</p> <ul style="list-style-type: none"> activity numbers 1-3, 6, 7, 13, 17-23, 25-28, 32, 34 and 35 apply <p>Lockyer Valley Regional Council</p> <ul style="list-style-type: none"> activity numbers 18, 19, 23, 25-27, 30 and 32 apply

Portfolio	Activities described by the agency
	<p>Logan City Council</p> <ul style="list-style-type: none"> activity numbers 1-7 apply <p>Mackay Regional Council</p> <ul style="list-style-type: none"> activity number 1 applies <p>Mareeba Shire Council</p> <ul style="list-style-type: none"> activity numbers 1, 12, 13, 18-20, 26, 31, 32 and 34 apply <p>Moreton Bay Regional Council</p> <ul style="list-style-type: none"> activity numbers 1-7, 12, 16, 18-20, 25, 26, 28, 29, 31, 34 and 35 apply <p>Mount Isa City Council</p> <ul style="list-style-type: none"> activity number 26 applies <p>Redland City Council</p> <ul style="list-style-type: none"> activity numbers 1-3, 6 and 7 apply <p>Rockhampton Regional Council</p> <ul style="list-style-type: none"> activity numbers 1-4, 12, 17-24, 26-29, 32, 34 and 35 apply <p>Scenic Rim Regional Council</p> <ul style="list-style-type: none"> activity numbers 1, 4-7, 12, 13, 16, 17, 19-27, 29 and 31-35 apply <p>Somerset Regional Council</p> <ul style="list-style-type: none"> activity numbers 17-20 and 23 apply <p>Sunshine Coast Regional Council</p> <ul style="list-style-type: none"> activity numbers 1-4, 13, 18-21, 26, 27, 29 and 32-34 apply staff involvement in Local Government IP and RTI Local Government Working Group responding to internal enquiries from agency officers and providing guidance on whether information can be released administratively <p>Tablelands Regional Council</p> <ul style="list-style-type: none"> activity numbers 1 and 4 apply <p>Toowoomba Regional Council</p> <ul style="list-style-type: none"> activity numbers 1, 18, 20, 25, 26, 31-33 and 35 apply <p>Townsville City Council</p> <ul style="list-style-type: none"> activity number 1 applies <p>Western Downs Regional Council</p> <ul style="list-style-type: none"> activity number 6 applies <p>Whitsunday Regional Council</p> <ul style="list-style-type: none"> activity numbers 1 and 4 apply
National Parks, Recreation, Sport and Racing	<p>Department of National Parks, Recreation, Sport and Racing</p> <p>Activities applicable to the Department and the Minister for National Parks, Recreation, Sport and Racing</p> <ul style="list-style-type: none"> activity numbers 1-7, 12, 16, 18-30 and 32-35 apply development and implementation of an existing records management system online IP training module available to all staff
Natural Resources and Mines	<p>Department of Natural Resources and Mines</p> <p>Activities applicable to the Department and the Minister for Natural Resources and Mines</p> <ul style="list-style-type: none"> activity numbers 1-7, 12, 16, 18-30 and 32-35 apply development and implementation of existing records management system online IP training module available to all staff RTI and IP awareness training provided to agency staff <p>Gladstone Area Water Board</p> <ul style="list-style-type: none"> activity numbers 4, 5, 17-20, 29 and 31 apply <p>Surveyors Board of Queensland</p> <ul style="list-style-type: none"> sought advice from the OIC
Police Service	<p>Queensland Police Service</p> <ul style="list-style-type: none"> activity numbers 1-7, 18-20, 22, 23, 26-29, 32, 33 and 35 apply

Portfolio	Activities described by the agency
Public Safety Business Agency	Minister for Police and Community Safety ⁵² <ul style="list-style-type: none"> activity numbers 2, 18-20 and 35 apply
	Minister for Police, Fire and Emergency Services ⁵³ <ul style="list-style-type: none"> activity numbers 2, 18-20 and 35 apply
	Public Safety Business Agency (PSBA) Activities applicable to PSBA and the Queensland Fire and Emergency Services <ul style="list-style-type: none"> activity numbers 1-3, 6, 7, 13, 19, 20, 34 and 35 apply
Science, Information Technology, Innovation and the Arts	Department of Science, Information Technology, Innovation and the Arts Activities applicable to the Department and the Minister for Science, Information Technology, Innovation and the Arts <ul style="list-style-type: none"> activity numbers 1-3, 6, 11, 16, 18-21, 23, 25, 27, 28 and 32-34 apply
	Queensland Museum <ul style="list-style-type: none"> activity numbers 1, 4, 7, 30 and 32 applies
State Development, Infrastructure and Planning	Department of State Development, Infrastructure and Planning Activities applicable to the Department, Office of the Deputy Premier, GasFields Commission Queensland and Queensland Reconstruction Authority <ul style="list-style-type: none"> activity numbers 1-3, 6, 7, 12, 18-20, 24, 26-28 and 32-35 apply
Tourism, Major Events, Small Business and the Commonwealth Games	The Department of Tourism, Major Events, Small Business and The Commonwealth Games <ul style="list-style-type: none"> activity numbers 1-7, 12, 16, 18-30 and 32-35 apply development and implementation of existing records management system online IP training module available to all staff
	Minister for Tourism, Major Events, Small Business and the Commonwealth Games <ul style="list-style-type: none"> activity numbers 1-6, 12, 16 and 18-35 apply development and implementation of existing records management system online IP training module available to all staff
	Tourism and Events Queensland <ul style="list-style-type: none"> activity number 6 applies
Transport and Main Roads	Department of Transport and Main Roads Activities applicable to the Department and the Minister for Transport and Main Roads <ul style="list-style-type: none"> activity numbers 1, 2, 4, 6, 12, 13, 16, 18-22, 32, 34 and 35 apply
	Queensland Rail <ul style="list-style-type: none"> activity number 6 applies
Treasury and Trade	Queensland Treasury and Trade <ul style="list-style-type: none"> activity numbers 1, 6, 7, 12, 16, 18, 20, 21 and 30-32 apply the Queensland Administrative Review Unit manages applications made to: <ul style="list-style-type: none"> Queensland Treasury and Trade Office of the Treasurer and Minister for Trade Board of Trustees of State Public Sector Super Fund (QSuper) Motor Accident Insurance Commission (MAIC) Nominal Defendant Queensland Treasury Corporation (QTC) Trade Investment Queensland

⁵² 1 July 2013 to 31 October 2013

⁵³ 1 November 2013 to 30 June 2014