

**Public Report of Ministerial Expenses  
For the Period 1/07/2014 to 31/12/2014**

Basis of Preparation

This report has been prepared on an accrual basis in accordance with the requirements of Part 2 s.12 of the *Financial Accountability Act 2009* (the Act) and is consistent with the form contained in the *Queensland Ministerial Handbook*.

As required by s.13 of the Act, the report will be tabled in the Legislative Assembly for use by the Parliament.

Certificate of the Director-General

I certify that, in my opinion, the Public Report of Ministerial Expenses set out on pages 1 to 35 is an accurate report of expenditure for ministerial offices for the period 1 July 2014 to 31 December 2014



Hon. A. Palaszczuk, MP

Premier

25/3/15



Dave Stewart


Director General

24/3/15

**Public Report of Ministerial Expenses**  
**Total for all Ministerial Portfolios**  
**For the Period 01/07/2014 to 31/12/2014**

	Minister's and Assistant Minister's Total	Staff Total	Office Total	Grand Total
<b><u>Salaries and Related Payments</u></b>	\$	\$	\$	\$
Salary and Employee Expenses	700	10,798,618	11,287	10,810,605
Salary related taxes	154,200	178,061	61,305	393,566
Superannuation	-	1,009,991	1,275	1,011,266
Other Employee Expenses	123	62,755	9,019	71,897
<b>Sub-Total Salaries Costs</b>	<b>155,023</b>	<b>12,049,426</b>	<b>82,885</b>	<b>12,287,334</b>
<b><u>Administrative Costs</u></b>				
Domestic Travel	337,007	327,695	-	664,702
Overseas Travel and Official Duties	84,025	78,810	-	162,835
Motor Vehicle Running Costs	300,214	70,347	6,552	377,112
Charter Costs	46,685	22,828	-	69,513
Travel To and From Electorate	252,333	1,130	-	253,463
Domestic Official Duties	20,807	2,975	829	24,610
Building Services	169,657	261,736	2,648,270	3,079,662
Communication Charges	51,400	106,776	89,468	247,644
Information Technology	27,828	6,087	1,003,682	1,037,597
Other Administrative Charges	31,553	14,671	128,449	174,673
<b>Sub-Total Administrative Costs</b>	<b>1,321,508</b>	<b>893,055</b>	<b>3,877,249</b>	<b>6,091,812</b>
<b><u>Capital Expenses</u></b>				
Depreciation	-	-	111,043	111,043
<b>Totals</b>	<b>1,476,530</b>	<b>12,942,480</b>	<b>4,071,178</b>	<b>18,490,188</b>

Note 1: Individual amounts may not add to totals due to rounding.



Manager - Finance & Administration,  
Ministerial Services

14/1/2015



Director, Ministerial Services

14/1/15


**Public Report of Ministerial Expenses  
for the Ministerial Portfolio of: Premier  
For the Period 01/07/2014 to 31/12/2014**

	Minister	Staff	Office	Total
	\$	\$	\$	\$
<b><u>Salaries and Related Payments</u></b>				
Salary and Employee Expenses		2,305,379		2,305,379
Salary related taxes	7,200	29,239		36,439
Superannuation		208,680		208,680
Other Employee Expenses		13,048		13,048
<b>Sub-Total Salaries Costs</b>	<b>7,200</b>	<b>2,556,347</b>		<b>2,563,547</b>
<b><u>Administrative Costs</u></b>				
Domestic Travel	16,832	59,156	--	75,988
Overseas Travel and Official Duties	1	(573)		(311)
Motor Vehicle Running Costs	17,875	26,700		44,575
Charter Costs		391		391
Travel to and from Electorate				
Domestic Official Duties	105		20	125
Building Services	3,663	28,465	264,796	296,923
Communication Charges	2,931	22,024	9,906	34,861
Information Technology	81	1,109	40,006	41,196
Other Administrative Charges	4,235	3,160	16,305	23,701
<b>Sub-Total Administrative Costs</b>	<b>45,983</b>	<b>140,432</b>	<b>331,033</b>	<b>517,449</b>
<b><u>Capital Expenses</u></b>				
Depreciation			1,391	1,391
<b>Totals</b>	<b>2</b>	<b>53,183</b>	<b>2,696,779</b>	<b>332,424</b>
				<b>3,082,386</b>

Note 1: Credit for overseas airfare for travel during the previous financial year was received in this financial year

Note 2: Individual amounts may not add to totals due to rounding.

  
\_\_\_\_\_  
Director, Ministerial Services  
14/1/15

  
\_\_\_\_\_  
Hon. C. Newman, MP  
1/2/15




**Public Report of Ministerial Expenses**  
**for the Ministerial Portfolio of: Deputy Premier, Minister for State Development, Infrastructure and Planning**  
**For the Period 01/07/2014 to 31/12/2014**

	Minister	Staff	Office	Total
	\$	\$	\$	\$
<b><u>Salaries and Related Payments</u></b>				
Salary and Employee Expenses		737,310		737,310
Salary related taxes	4,800	9,914		14,714
Superannuation		75,065		75,065
Other Employee Expenses		4,463		4,463
<b>Sub-Total Salaries Costs</b>	<b>4,800</b>	<b>826,752</b>		<b>831,552</b>
<b><u>Administrative Costs</u></b>				
Domestic Travel	11,184	13,760	--	24,944
Overseas Travel and Official Duties				
Motor Vehicle Running Costs	15,700	731		16,431
Charter Costs	15,682			15,682
Travel to and from Electorate	124,941			124,941
Domestic Official Duties	411	457	530	1,398
Building Services	3,478	12,615	165,659	181,751
Communication Charges	2,096	6,943	1,993	11,031
Information Technology		249	29,726	29,975
Other Administrative Charges	970	999	9,216	11,185
<b>Sub-Total Administrative Costs</b>	<b>174,461</b>	<b>35,753</b>	<b>207,123</b>	<b>417,337</b>
<b><u>Capital Expenses</u></b>				
Depreciation				
<b>Totals</b>	<b>179,261</b>	<b>862,505</b>	<b>207,123</b>	<b>1,248,889</b>

Note 1: Individual amounts may not add to totals due to rounding.

  
 \_\_\_\_\_  
 Director, Ministerial Services  
 14.1.15.


  
 \_\_\_\_\_  
 Hon. J. Seeney, MP  
 23.11.15.

**Public Report of Ministerial Expenses**  
**for the Ministerial Portfolio of: Treasurer and Minister for Trade**  
**For the Period 01/07/2014 to 31/12/2014**

	Minister	Staff	Office	Total
	\$	\$	\$	\$
<b><u>Salaries and Related Payments</u></b>				
Salary and Employee Expenses		818,925		818,925
Salary related taxes	6,000	8,747		14,747
Superannuation		75,291		75,291
Other Employee Expenses		4,535		4,535
<b>Sub-Total Salaries Costs</b>	<b>6,000</b>	<b>907,498</b>	<b>0</b>	<b>913,498</b>
<b><u>Administrative Costs</u></b>				
Domestic Travel	13,919	13,608		27,526
Overseas Travel and Official Duties	12,415	12,659		25,075
Motor Vehicle Running Costs	13,305	2,086		15,391
Charter Costs		391		391
Travel to and from Electorate				0
Domestic Official Duties	449	24		474
Building Services	3,150	12,672	161,849	177,670
Communication Charges	2,414	6,865	2,192	11,472
Information Technology	54	388	16,880	17,322
Other Administrative Charges	920	4,019	7,318	12,257
<b>Sub-Total Administrative Costs</b>	<b>46,626</b>	<b>52,712</b>	<b>188,238</b>	<b>287,577</b>
<b><u>Capital Expenses</u></b>				
Depreciation			2,192	2,192
<b>Totals</b>	<b>52,626</b>	<b>960,210</b>	<b>190,431</b>	<b>1,203,267</b>

Note 1: Individual amounts may not add to totals due to rounding.

  
 Director, Ministerial Services  
 14.11.15

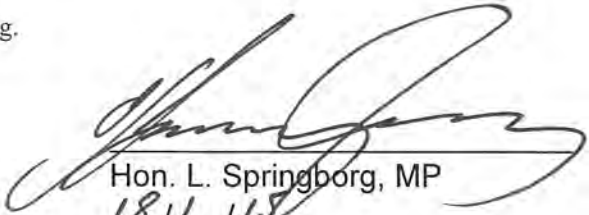
  
 Hon. T. Nicholls, MP  
 27.11.15

**Public Report of Ministerial Expenses  
for the Ministerial Portfolio of: Health  
For the Period 01/07/2014 to 31/12/2014**

	Minister	Staff	Office	Total
	\$	\$	\$	\$
<b><u>Salaries and Related Payments</u></b>				
Salary and Employee Expenses		571,910		571,910
Salary related taxes	11,400	10,581		21,981
Superannuation		54,051		54,051
Other Employee Expenses		3,605		3,605
<b>Sub-Total Salaries Costs</b>	<b>11,400</b>	<b>640,148</b>	<b>0</b>	<b>651,548</b>
<b><u>Administrative Costs</u></b>				
Domestic Travel	15,304	24,914		40,218
Overseas Travel and Official Duties				0
Motor Vehicle Running Costs	17,177	9,808		26,986
Charter Costs	5,391	782		6,173
Travel to and from Electorate	23,545	991		24,537
Domestic Official Duties	963	322		1,285
Building Services	3,918	15,701	112,312	131,930
Communication Charges	1,942	7,709	1,990	11,641
Information Technology	36	628	15,106	15,771
Other Administrative Charges	3,966	376	6,598	10,939
<b>Sub-Total Administrative Costs</b>	<b>72,243</b>	<b>61,231</b>	<b>136,005</b>	<b>269,479</b>
<b><u>Capital Expenses</u></b>				
Depreciation			3,710	3,710
<b>Totals</b>	<b>83,643</b>	<b>701,379</b>	<b>139,715</b>	<b>924,736</b>

Note 1: Individual amounts may not add to totals due to rounding.

  
\_\_\_\_\_  
Director, Ministerial Services  
14.11.15


  
\_\_\_\_\_  
Hon. L. Springborg, MP  
18.11.15

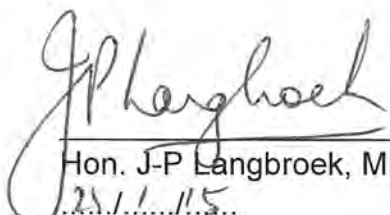


**Public Report of Ministerial Expenses**  
**for the Ministerial Portfolio of: Education, Training and Employment**  
**For the Period 01/07/2014 to 31/12/2014**

	Minister	Staff	Office	Total
	\$	\$	\$	\$
<b><u>Salaries and Related Payments</u></b>				
Salary and Employee Expenses		518,507		518,507
Salary related taxes	7,200	7,009		14,209
Superannuation		51,754		51,754
Other Employee Expenses		3,056		3,056
<b>Sub-Total Salaries Costs</b>	<b>7,200</b>	<b>580,326</b>	<b>0</b>	<b>587,526</b>
<b><u>Administrative Costs</u></b>				
Domestic Travel	25,667	28,068		53,735
Overseas Travel and Official Duties	21,644	19,916		41,560
Motor Vehicle Running Costs	18,287	1,863		20,150
Charter Costs	391	391		782
Travel to and from Electorate				0
Domestic Official Duties	1,858	527		2,384
Building Services	3,870	10,087	135,197	149,154
Communication Charges	2,982	4,746	1,480	9,208
Information Technology		266	15,055	15,321
Other Administrative Charges	3,081	733	5,220	9,034
<b>Sub-Total Administrative Costs</b>	<b>77,780</b>	<b>66,595</b>	<b>156,953</b>	<b>301,328</b>
<b><u>Capital Expenses</u></b>				
Depreciation			2,192	2,192
<b>Totals</b>	<b>84,980</b>	<b>646,921</b>	<b>159,145</b>	<b>891,046</b>

Note 1: Individual amounts may not add to totals due to rounding.


  
 \_\_\_\_\_  
 Director, Ministerial Services  
 14/1/15


  
 \_\_\_\_\_  
 Hon. J-P Langbroek, MP  
 25/1/15

**Public Report of Ministerial Expenses**  
**for the Ministerial Portfolio of: Attorney-General and Minister for Justice**  
**For the Period 01/07/2014 to 31/12/2014**

	Minister	Staff	Office	Total
	\$	\$	\$	\$
<b><u>Salaries and Related Payments</u></b>				
Salary and Employee Expenses		493,377		493,377
Salary related taxes	10,200	5,827		16,027
Superannuation		41,688		41,688
Other Employee Expenses		2,816		2,816
<b>Sub-Total Salaries Costs</b>	<b>10,200</b>	<b>543,708</b>	<b>0</b>	<b>553,908</b>
<b><u>Administrative Costs</u></b>				
Domestic Travel	8,734	7,897	-	16,631
Overseas Travel and Official Duties				0
Motor Vehicle Running Costs	16,828	340	0	17,168
Charter Costs	195	391		586
Travel to and from Electorate				0
Domestic Official Duties	171			171
Building Services	3,728	9,530	95,011	108,269
Communication Charges	2,108	4,243	2,310	8,661
Information Technology	54	255	15,092	15,400
Other Administrative Charges	305	99	4,021	4,425
<b>Sub-Total Administrative Costs</b>	<b>32,123</b>	<b>22,756</b>	<b>116,433</b>	<b>171,312</b>
<b><u>Capital Expenses</u></b>				
Depreciation			3,816	3,816
<b>Totals</b>	<b>42,323</b>	<b>566,464</b>	<b>120,249</b>	<b>729,036</b>

Note 1: Individual amounts may not add to totals due to rounding.

  
 \_\_\_\_\_  
 Director, Ministerial Services  
 14/1/15

  
 \_\_\_\_\_  
 Hon. J Bleijie, MP  
 21/1/15




**Public Report of Ministerial Expenses**  
**for the Ministerial Portfolio of: Police Fire and Emergency Services**  
**For the Period 01/07/2014 to 31/12/2014**

	Minister	Staff	Office	Total
	\$	\$	\$	\$
<b><u>Salaries and Related Payments</u></b>				
Salary and Employee Expenses		498,247		498,247
Salary related taxes	1,800	7,022		8,822
Superannuation		43,180		43,180
Other Employee Expenses		2,817		2,817
<b>Sub-Total Salaries Costs</b>	<b>1,800</b>	<b>551,265</b>	<b>0</b>	<b>553,065</b>
<b><u>Administrative Costs</u></b>				
Domestic Travel	14,932	20,388		35,320
Overseas Travel and Official Duties	244			244
Motor Vehicle Running Costs	13,438	803		14,242
Charter Costs	391	391		782
Travel to and from Electorate	23,071			23,071
Domestic Official Duties	1,587	22		1,609
Building Services	3,147	9,573	103,667	116,387
Communication Charges	1,183	4,435	2,271	7,889
Information Technology		320	15,055	15,375
Other Administrative Charges	1,785	1,305	2,210	5,300
<b>Sub-Total Administrative Costs</b>	<b>59,778</b>	<b>37,237</b>	<b>123,203</b>	<b>220,218</b>
<b><u>Capital Expenses</u></b>				
Depreciation			2,292	2,292
<b>Totals</b>	<b>61,578</b>	<b>588,503</b>	<b>125,495</b>	<b>775,575</b>

Note 1: Individual amounts may not add to totals due to rounding.

  
 \_\_\_\_\_  
 Director, Ministerial Services  
 14/1/15


  
 \_\_\_\_\_  
 Hon. J. Dempsey, MP  
 15/1/15

**Public Report of Ministerial Expenses**  
**for the Ministerial Portfolio of: Transport and Main Roads**  
**For the Period 01/07/2014 to 31/12/2014**

	Minister	Staff	Office	Total
	\$	\$	\$	\$
<b><u>Salaries and Related Payments</u></b>				
Salary and Employee Expenses		456,801		456,801
Salary related taxes	6,600	6,445		13,045
Superannuation		44,072		44,072
Other Employee Expenses		2,725		2,725
<b>Sub-Total Salaries Costs</b>	<b>6,600</b>	<b>510,043</b>	<b>0</b>	<b>516,643</b>
<b><u>Administrative Costs</u></b>				
Domestic Travel	9,159	8,061		17,219
Overseas Travel and Official Duties				0
Motor Vehicle Running Costs	9,408	1,625		11,033
Charter Costs	391	391		782
Travel to and from Electorate				0
Domestic Official Duties				0
Building Services	2,993	13,986	123,690	140,669
Communication Charges	1,636	5,790	1,358	8,784
Information Technology		506	15,055	15,561
Other Administrative Charges	1,277	335	4,432	6,044
<b>Sub-Total Administrative Costs</b>	<b>24,864</b>	<b>30,693</b>	<b>144,535</b>	<b>200,091</b>
<b><u>Capital Expenses</u></b>				
Depreciation			1,904	1,904
<b>Totals</b>	<b>31,464</b>	<b>540,736</b>	<b>146,438</b>	<b>718,638</b>

Note 1: Individual amounts may not add to totals due to rounding.


  
 \_\_\_\_\_  
 Director, Ministerial Services  
 14/1/15


  
 \_\_\_\_\_  
 Hon. S. Emerson, MP  
 2/2/15

**Public Report of Ministerial Expenses**  
**for the Ministerial Portfolio of: Housing and Public Works**  
**For the Period 01/07/2014 to 31/12/2014**

	Minister	Staff	Office	Total
	\$	\$	\$	\$
<b><u>Salaries and Related Payments</u></b>				
Salary and Employee Expenses		408,167		408,167
Salary related taxes	7,200	7,654		14,854
Superannuation		40,926		40,926
Other Employee Expenses		2,587		2,587
<b>Sub-Total Salaries Costs</b>	<b>7,200</b>	<b>459,334</b>	<b>0</b>	<b>466,534</b>
<b><u>Administrative Costs</u></b>				
Domestic Travel	10,515	1,930		12,445
Overseas Travel and Official Duties				0
Motor Vehicle Running Costs	9,470	1,279		10,749
Charter Costs	391	391		782
Travel to and from Electorate				0
Domestic Official Duties	4,374	333		4,707
Building Services	3,150	15,793	109,120	128,063
Communication Charges	2,087	3,403	2,072	7,563
Information Technology		156	15,055	15,212
Other Administrative Charges	631	162	3,515	4,309
<b>Sub-Total Administrative Costs</b>	<b>30,618</b>	<b>23,448</b>	<b>129,762</b>	<b>183,829</b>
<b><u>Capital Expenses</u></b>				
Depreciation			1,913	1,913
<b>Totals</b>	<b>37,818</b>	<b>482,782</b>	<b>131,675</b>	<b>652,275</b>

Note 1: Individual amounts may not add to totals due to rounding.

  
 Director, Ministerial Services  
 19/1/15

  
 Hon. T Mander, MP  
 19/1/15




**Public Report of Ministerial Expenses**  
**for the Ministerial Portfolio of: Agriculture, Fisheries and Forestry**  
**For the Period 01/07/2014 to 31/12/2014**

	Minister	Staff	Office	Total
	\$	\$	\$	\$
<b><u>Salaries and Related Payments</u></b>				
Salary and Employee Expenses		377,806		377,806
Salary related taxes	7,200	5,863		13,063
Superannuation		40,991		40,991
Other Employee Expenses		2,405		2,405
<b>Sub-Total Salaries Costs</b>	<b>7,200</b>	<b>427,065</b>	<b>0</b>	<b>434,265</b>
<b><u>Administrative Costs</u></b>				
Domestic Travel	10,587	11,701		22,287
Overseas Travel and Official Duties	13,855	13,466		27,321
Motor Vehicle Running Costs	13,672	1,195		14,867
Charter Costs	1,215	2,040		3,255
Travel to and from Electorate		139		139
Domestic Official Duties	359			359
Building Services	3,150	11,819	204,638	219,608
Communication Charges	2,292	4,119	1,729	8,140
Information Technology	81	310	15,055	15,446
Other Administrative Charges	1,134	483	3,082	4,699
<b>Sub-Total Administrative Costs</b>	<b>46,345</b>	<b>45,271</b>	<b>224,505</b>	<b>316,121</b>
<b><u>Capital Expenses</u></b>				
Depreciation			971	971
<b>Totals</b>	<b>53,545</b>	<b>472,336</b>	<b>225,477</b>	<b>751,358</b>

Note 1: Individual amounts may not add to totals due to rounding.

  
 Director, Ministerial Services  
 17/11/15


  
 Hon. J McVeigh, MP  
 17/11/15

**Public Report of Ministerial Expenses**  
**for the Ministerial Portfolio of: Environment and Heritage Protection**  
**For the Period 01/07/2014 to 31/12/2014**

	Minister	Staff	Office	Total
	\$	\$	\$	\$
<b><u>Salaries and Related Payments</u></b>				
Salary and Employee Expenses	700	399,814		400,514
Salary related taxes	8,400	8,851		17,251
Superannuation		39,481		39,481
Other Employee Expenses		2,285		2,285
<b>Sub-Total Salaries Costs</b>	<b>9,100</b>	<b>450,432</b>	<b>0</b>	<b>459,532</b>
<b><u>Administrative Costs</u></b>				
Domestic Travel	18,345	21,481		39,826
Overseas Travel and Official Duties	17,623	18,028		35,651
Motor Vehicle Running Costs	17,885	1,862		19,747
Charter Costs	195	195		391
Travel to and from Electorate				0
Domestic Official Duties	1,226	401		1,627
Building Services	4,469	16,868	127,922	149,259
Communication Charges	3,061	5,751	2,320	11,132
Information Technology		218	15,055	15,273
Other Administrative Charges	560	156	6,974	7,690
<b>Sub-Total Administrative Costs</b>	<b>63,363</b>	<b>64,962</b>	<b>152,272</b>	<b>280,596</b>
<b><u>Capital Expenses</u></b>				
Depreciation			971	971
<b>Totals</b>	<b>72,463</b>	<b>515,393</b>	<b>153,243</b>	<b>741,099</b>

Note 1: Individual amounts may not add to totals due to rounding.


  
 \_\_\_\_\_  
 Director, Ministerial Services  
 14/1/15

  
 \_\_\_\_\_  
 Hon. A. Powell, MP  
 21/01/15

**Public Report of Ministerial Expenses**  
**for the Ministerial Portfolio of: Natural Resources and Mines**  
**For the Period 01/07/2014 to 31/12/2014**

	Minister	Staff	Office	Total
	\$	\$	\$	\$
<b><u>Salaries and Related Payments</u></b>				
Salary and Employee Expenses		401,323		401,323
Salary related taxes	6,000	7,065		13,065
Superannuation		36,902		36,902
Other Employee Expenses	123	2,327		2,449
<b>Sub-Total Salaries Costs</b>	<b>6,123</b>	<b>447,617</b>	<b>0</b>	<b>453,740</b>
<b><u>Administrative Costs</u></b>				
Domestic Travel	10,788	21,865	--	32,653
Overseas Travel and Official Duties				0
Motor Vehicle Running Costs	10,107	2,298		12,405
Charter Costs	8,816	5,776		14,593
Travel to and from Electorate	29,910			29,910
Domestic Official Duties	2,987	330		3,317
Building Services	3,357	16,816	125,454	145,627
Communication Charges	1,184	3,747	1,790	6,721
Information Technology		238	15,055	15,293
Other Administrative Charges	1,201	470	4,187	5,858
<b>Sub-Total Administrative Costs</b>	<b>68,351</b>	<b>51,540</b>	<b>146,486</b>	<b>266,377</b>
<b><u>Capital Expenses</u></b>				
Depreciation			971	971
<b>Totals</b>	<b>74,474</b>	<b>499,157</b>	<b>147,457</b>	<b>721,088</b>

Note 1: Individual amounts may not add to totals due to rounding.

  
 Director, Ministerial Services

14/1/15

  
 Hon. A. Cripps, MP


19/1/15




**Public Report of Ministerial Expenses**  
**for the Ministerial Portfolio of: Energy and Water Supply**  
**For the Period 01/07/2014 to 31/12/2014**

	Minister	Staff	Office	Total
	\$	\$	\$	\$
<b><u>Salaries and Related Payments</u></b>				
Salary and Employee Expenses		463,458		463,458
Salary related taxes	4,200	10,042		14,242
Superannuation		43,283		43,283
Other Employee Expenses		2,594		2,594
<b>Sub-Total Salaries Costs</b>	<b>4,200</b>	<b>519,378</b>	<b>0</b>	<b>523,578</b>
<b><u>Administrative Costs</u></b>				
Domestic Travel	19,407	17,154		36,561
Overseas Travel and Official Duties				0
Motor Vehicle Running Costs	12,085	681		12,766
Charter Costs	391	391		782
Travel to and from Electorate				0
Domestic Official Duties	1,184	187		1,371
Building Services	3,201	12,847	149,483	165,531
Communication Charges	1,790	3,701	1,717	7,208
Information Technology		159	15,055	15,214
Other Administrative Charges	1,316	289	6,162	7,767
<b>Sub-Total Administrative Costs</b>	<b>39,374</b>	<b>35,409</b>	<b>172,417</b>	<b>247,199</b>
<b><u>Capital Expenses</u></b>				
Depreciation				0
<b>Totals</b>	<b>43,574</b>	<b>554,787</b>	<b>172,417</b>	<b>770,777</b>

Note 1: Individual amounts may not add to totals due to rounding.


  
 Director, Ministerial Services  
 14/1/15


  
 Hon. M. McArdle, MP  
 14/1/15

**Public Report of Ministerial Expenses**  
**for the Ministerial Portfolio of: Local Government, Community Recovery and Resilience**  
**For the Period 01/07/2014 to 31/12/2014**

	Minister	Staff	Office	Total
	\$	\$	\$	\$
<b><u>Salaries and Related Payments</u></b>				
Salary and Employee Expenses		376,727		376,727
Salary related taxes	4,200	8,874		13,074
Superannuation		33,352		33,352
Other Employee Expenses		2,160		2,160
<b>Sub-Total Salaries Costs</b>	<b>4,200</b>	<b>421,114</b>	<b>0</b>	<b>425,314</b>
<b><u>Administrative Costs</u></b>				
Domestic Travel	25,206	29,159		54,365
Overseas Travel and Official Duties				0
Motor Vehicle Running Costs	9,881	2,784		12,666
Charter Costs	195	391		586
Travel to and from Electorate	31,513	0		31,513
Domestic Official Duties	649	18		668
Building Services	3,202	12,848	105,101	121,151
Communication Charges	1,338	3,736	2,356	7,430
Information Technology		228	15,055	15,284
Other Administrative Charges	1,093	271	2,763	4,126
<b>Sub-Total Administrative Costs</b>	<b>73,078</b>	<b>49,436</b>	<b>125,275</b>	<b>247,790</b>
<b><u>Capital Expenses</u></b>				
Depreciation			971	971
<b>Totals</b>	<b>77,278</b>	<b>470,550</b>	<b>126,247</b>	<b>674,075</b>

Note 1: Individual amounts may not add to totals due to rounding.

  
 \_\_\_\_\_  
 Director, Ministerial Services  
 1.4.1.....1.1.15

  
 \_\_\_\_\_  
 Hon. D. Crisafulli, MP  
 30.1.1.15


**Public Report of Ministerial Expenses**  
**for the Ministerial Portfolio of: Communities, Child Safety and Disability Services**  
**For the Period 01/07/2014 to 31/12/2014**

	Minister	Staff	Office	Total
	\$	\$	\$	\$
<b><u>Salaries and Related Payments</u></b>				
Salary and Employee Expenses		455,957		455,957
Salary related taxes	6,600	6,447		13,047
Superannuation		41,459		41,459
Other Employee Expenses		2,671		2,671
<b>Sub-Total Salaries Costs</b>	<b>6,600</b>	<b>506,535</b>	<b>0</b>	<b>513,135</b>
<b><u>Administrative Costs</u></b>				
Domestic Travel	9,827	4,934		14,761
Overseas Travel and Official Duties				0
Motor Vehicle Running Costs	10,048	692		10,740
Charter Costs	391	391		782
Travel to and from Electorate				0
Domestic Official Duties	229	64		292
Building Services	3,357	13,473	156,185	173,015
Communication Charges	1,381	3,077	1,865	6,322
Information Technology		269	15,055	15,324
Other Administrative Charges	356	390	2,391	3,137
<b>Sub-Total Administrative Costs</b>	<b>25,589</b>	<b>23,289</b>	<b>175,495</b>	<b>224,374</b>
<b><u>Capital Expenses</u></b>				
Depreciation			1,490	1,490
<b>Totals</b>	<b>32,189</b>	<b>529,824</b>	<b>176,985</b>	<b>738,998</b>

Note 1: Individual amounts may not add to totals due to rounding.

  
 Director, Ministerial Services

14.1.1.1.1.5

  
 Hon. T. Davis, MP

61.2.2015




**Public Report of Ministerial Expenses**  
**for the Ministerial Portfolio of: Science, Information Technology, Innovation and the Arts**  
**For the Period 01/07/2014 to 31/12/2014**

	Minister	Staff	Office	Total
<b><u>Salaries and Related Payments</u></b>	\$	\$	\$	\$
Salary and Employee Expenses		438,120		438,120
Salary related taxes	4,800	11,250		16,050
Superannuation		41,187		41,187
Other Employee Expenses		2,390		2,390
<b>Sub-Total Salaries Costs</b>	<b>4,800</b>	<b>492,948</b>	<b>0</b>	<b>497,748</b>
<b><u>Administrative Costs</u></b>				
Domestic Travel	18,703	11,306		30,009
Overseas Travel and Official Duties	2,057			2,057
Motor Vehicle Running Costs	26,299	1,542		27,842
Charter Costs	195	391		586
Travel to and from Electorate				0
Domestic Official Duties	1,148	120	224	1,492
Building Services	3,690	12,643	92,646	108,978
Communication Charges	3,260	5,420	1,195	9,876
Information Technology	85	291	15,055	15,431
Other Administrative Charges	180	409	5,259	5,848
<b>Sub-Total Administrative Costs</b>	<b>55,618</b>	<b>32,123</b>	<b>114,379</b>	<b>202,120</b>
<b><u>Capital Expenses</u></b>				
Depreciation				0
<b>Totals</b>	<b>60,418</b>	<b>525,070</b>	<b>114,379</b>	<b>699,868</b>

Note 1: Individual amounts may not add to totals due to rounding.

  
 \_\_\_\_\_  
 Director, Ministerial Services  
 19/1/15

  
 \_\_\_\_\_  
 Hon. I. Walker, MP  
 28/1/15

**Public Report of Ministerial Expenses**  
**for the Ministerial Portfolio of: National Parks, Recreation, Sport and Racing**  
**For the Period 01/07/2014 to 31/12/2014**

	Minister	Staff	Office	Total
	\$	\$	\$	\$
<b><u>Salaries and Related Payments</u></b>				
Salary and Employee Expenses		393,961		393,961
Salary related taxes	10,200	10,075		20,275
Superannuation		36,912		36,912
Other Employee Expenses		2,119		2,119
<b>Sub-Total Salaries Costs</b>	<b>10,200</b>	<b>443,066</b>	<b>0</b>	<b>453,266</b>
<b><u>Administrative Costs</u></b>				
Domestic Travel	14,776	6,858		21,634
Overseas Travel and Official Duties				0
Motor Vehicle Running Costs	17,316	1,256		18,572
Charter Costs	3,982	5,037		9,020
Travel to and from Electorate				0
Domestic Official Duties	36			36
Building Services	3,358	16,816	136,226	156,400
Communication Charges	3,158	4,244	2,012	9,414
Information Technology		138	15,055	15,193
Other Administrative Charges	800	273	3,190	4,262
<b>Sub-Total Administrative Costs</b>	<b>43,425</b>	<b>34,622</b>	<b>156,483</b>	<b>234,530</b>
<b><u>Capital Expenses</u></b>				
Depreciation			2,192	2,192
<b>Totals</b>	<b>53,625</b>	<b>477,688</b>	<b>158,675</b>	<b>689,988</b>

Note 1: Individual amounts may not add to totals due to rounding.


  
 \_\_\_\_\_  
 Director, Ministerial Services  
 14.1.15

  
 \_\_\_\_\_  
 Hon. S. Dickson, MP  
 27.1.15


**Public Report of Ministerial Expenses**  
**for the Ministerial Portfolio of: Tourism, Major Events, Small Business and the Commonwealth Games**  
**For the Period 01/07/2014 to 31/12/2014**

	Minister	Staff	Office	Total
	\$	\$	\$	\$
<b><u>Salaries and Related Payments</u></b>				
Salary and Employee Expenses		339,995		339,995
Salary related taxes	6,000	7,693		13,693
Superannuation		28,243		28,243
Other Employee Expenses		2,040		2,040
<b>Sub-Total Salaries Costs</b>	<b>6,000</b>	<b>377,972</b>	<b>0</b>	<b>383,972</b>
<b><u>Administrative Costs</u></b>				
Domestic Travel	21,128	13,545		34,673
Overseas Travel and Official Duties	15,924	15,314		31,239
Motor Vehicle Running Costs	16,465	4,816		21,281
Charter Costs	391	391		782
Travel to and from Electorate				0
Domestic Official Duties	249	33		282
Building Services	3,357	10,087	140,080	153,524
Communication Charges	1,840	3,420	2,214	7,475
Information Technology	81	231	15,055	15,367
Other Administrative Charges	471	257	4,790	5,519
<b>Sub-Total Administrative Costs</b>	<b>59,907</b>	<b>48,095</b>	<b>162,139</b>	<b>270,141</b>
<b><u>Capital Expenses</u></b>				
Depreciation			1,221	1,221
<b>Totals</b>	<b>65,907</b>	<b>426,066</b>	<b>163,360</b>	<b>655,333</b>

Note 1: Individual amounts may not add to totals due to rounding.

  
 Director, Ministerial Services

14/1/15

  
 Hon. J. Stuckey, MP


27/1/15




**Public Report of Ministerial Expenses**  
**for the Ministerial Portfolio of: Aboriginal and Torres Strait Islander and Multicultural Affairs and**  
**Minister Assisting the Premier**  
**For the Period 01/07/2014 to 31/12/2014**

	Minister	Staff	Office	Total
	\$	\$	\$	\$
<b><u>Salaries and Related Payments</u></b>				
Salary and Employee Expenses		342,833		342,833
Salary related taxes	7,800	9,463		17,263
Superannuation		33,472		33,472
Other Employee Expenses		2,110		2,110
<b>Sub-Total Salaries Costs</b>	<b>7,800</b>	<b>387,879</b>	<b>0</b>	<b>395,679</b>
<b><u>Administrative Costs</u></b>				
Domestic Travel	15,372	11,910		27,282
Overseas Travel and Official Duties				0
Motor Vehicle Running Costs	17,286	7,984		25,270
Charter Costs	3,858	4,306		8,164
Travel to and from Electorate				0
Domestic Official Duties	679	138		817
Building Services	8,509	9,099	139,230	156,838
Communication Charges	1,630	3,402	2,440	7,472
Information Technology		128	15,055	15,183
Other Administrative Charges	1,053	484	2,265	3,802
<b>Sub-Total Administrative Costs</b>	<b>48,387</b>	<b>37,451</b>	<b>158,991</b>	<b>244,829</b>
<b><u>Capital Expenses</u></b>				
Depreciation			2,630	2,630
<b>Totals</b>	<b>56,187</b>	<b>425,330</b>	<b>161,621</b>	<b>643,138</b>

Note 1: Individual amounts may not add to totals due to rounding.

  
 \_\_\_\_\_  
 Director, Ministerial Services  
 14/1/15


  
 \_\_\_\_\_  
 Hon. G. Elmes, MP  
 21/1/15

**Public Report of Ministerial Expenses**  
**Assistant Minister to the Premier on E-Government**  
**For the Period 01/07/2014 to 31/12/2014**

	Assistant Minister	Staff	Office	Total
	\$	\$	\$	\$
<b><u>Salaries and Related Payments</u></b>				
Salary and Employee Expenses				0
Salary related taxes				0
Superannuation				0
Other Employee Expenses				0
<b>Sub-Total Salaries Costs</b>	<b>0</b>	<b>0</b>	<b>0</b>	<b>0</b>
<b><u>Administrative Costs</u></b>				
Domestic Travel				0
Overseas Travel and Official Duties				0
Motor Vehicle Running Costs				0
Charter Costs				0
Travel to and from Electorate				0
Domestic Official Duties				0
Building Services	3,019			3,019
Communication Charges	602			602
Information Technology	2,280			2,280
Other Administrative Charges	241			241
<b>Sub-Total Administrative Costs</b>	<b>6,141</b>	<b>0</b>	<b>0</b>	<b>6,141</b>
<b><u>Capital Expenses</u></b>				
Depreciation				0
<b>Totals</b>	<b>6,141</b>	<b>0</b>	<b>0</b>	<b>6,141</b>

Note 1: Individual amounts may not add to totals due to rounding.


  
 \_\_\_\_\_  
 Director, Ministerial Services  
 .14.1.1.1.15


  
 \_\_\_\_\_  
 Mr. R. Stevens, MP  
 .3.1.1.1.15

**Public Report of Ministerial Expenses**  
**Assistant Minister for Planning Reform**  
**For the Period 01/07/2014 to 31/12/2014**

	Assistant Minister	Staff	Office	Total
	\$	\$	\$	\$
<b><u>Salaries and Related Payments</u></b>				
Salary and Employee Expenses				0
Salary related taxes	5,400			5,400
Superannuation				0
Other Employee Expenses				0
<b>Sub-Total Salaries Costs</b>	<b>5,400</b>	<b>0</b>	<b>0</b>	<b>5,400</b>
<b><u>Administrative Costs</u></b>				
Domestic Travel	6,118			6,118
Overseas Travel and Official Duties				0
Motor Vehicle Running Costs	2,695			2,695
Charter Costs				0
Travel to and from Electorate				0
Domestic Official Duties	682			682
Building Services	8,074			8,074
Communication Charges	934			934
Information Technology	2,280			2,280
Other Administrative Charges	517			517
<b>Sub-Total Administrative Costs</b>	<b>21,299</b>	<b>0</b>	<b>0</b>	<b>21,299</b>
<b><u>Capital Expenses</u></b>				
Depreciation				0
<b>Totals</b>	<b>26,699</b>	<b>0</b>	<b>0</b>	<b>26,699</b>

Note 1: Individual amounts may not add to totals due to rounding.

  
 Director, Ministerial Services  
 14/11/15

  
 Mr. R. Molhoek, MP  
 21/11/15




**Public Report of Ministerial Expenses**  
**Assistant Minister for Finance, Administration and Regulatory Reform**  
**For the Period 01/07/2014 to 31/12/2014**


	Assistant Minister	Staff	Office	Total
	\$	\$	\$	\$
<b><u>Salaries and Related Payments</u></b>				
Salary and Employee Expenses				0
Salary related taxes				0
Superannuation				0
Other Employee Expenses				0
<b>Sub-Total Salaries Costs</b>	<b>0</b>	<b>0</b>	<b>0</b>	<b>0</b>
<b><u>Administrative Costs</u></b>				
Domestic Travel	514			514
Overseas Travel and Official Duties				0
Motor Vehicle Running Costs	18			18
Charter Costs	195			195
Travel to and from Electorate				0
Domestic Official Duties				0
Building Services				0
Communication Charges				0
Information Technology				0
Other Administrative Charges				0
<b>Sub-Total Administrative Costs</b>	<b>728</b>	<b>0</b>	<b>0</b>	<b>728</b>
<b><u>Capital Expenses</u></b>				
Depreciation				0
<b>Totals</b>	<b>728</b>	<b>0</b>	<b>0</b>	<b>728</b>

Note 1: Individual amounts may not add to totals due to rounding.

Note 2: This Portfolio was finalised on the 27/05/14 however some costs have been processed this financial year

  
 Director, Ministerial Services

14.1.1.1.1.5

  
 Mrs. D. Frecklington, MP


21.2.2015

**Public Report of Ministerial Expenses**  
**Assistant Minister to the Premier**  
**For the Period 01/07/2014 to 31/12/2014**

	Assistant Minister	Staff	Office	Total
	\$	\$	\$	\$
<b><u>Salaries and Related Payments</u></b>				
Salary and Employee Expenses				0
Salary related taxes	5,400			5,400
Superannuation				0
Other Employee Expenses				0
<b>Sub-Total Salaries Costs</b>	<b>5,400</b>	<b>0</b>	<b>0</b>	<b>5,400</b>
<b><u>Administrative Costs</u></b>				
Domestic Travel	3,788			3,788
Overseas Travel and Official Duties				0
Motor Vehicle Running Costs	3,659			3,659
Charter Costs				0
Travel to and from Electorate	1,045			1,045
Domestic Official Duties				0
Building Services	3,018			3,018
Communication Charges	1,461			1,461
Information Technology	2,280			2,280
Other Administrative Charges	1,690			1,690
<b>Sub-Total Administrative Costs</b>	<b>16,941</b>	<b>0</b>	<b>0</b>	<b>16,941</b>
<b><u>Capital Expenses</u></b>				
Depreciation				0
<b>Totals</b>	<b>22,341</b>	<b>0</b>	<b>0</b>	<b>22,341</b>

Note 1: Individual amounts may not add to totals due to rounding.

  
 Director, Ministerial Services  
 141.1.1.5.

  
 Mrs. D. Frecklington, MP  
 21/2/2015

**Public Report of Ministerial Expenses**  
**Assistant Minister for Natural Resources and Mines**  
**For the Period 01/07/2014 to 31/12/2014**

	Assistant Minister	Staff	Office	Total
	\$	\$	\$	\$
<b><u>Salaries and Related Payments</u></b>				
Salary and Employee Expenses				0
Salary related taxes				0
Superannuation				0
Other Employee Expenses				0
<b>Sub-Total Salaries Costs</b>	<b>0</b>	<b>0</b>	<b>0</b>	<b>0</b>
<b><u>Administrative Costs</u></b>				
Domestic Travel	1,078			1,078
Overseas Travel and Official Duties				0
Motor Vehicle Running Costs				0
Charter Costs				0
Travel to and from Electorate				0
Domestic Official Duties				0
Building Services	39			39
Communication Charges				0
Information Technology				0
Other Administrative Charges				0
<b>Sub-Total Administrative Costs</b>	<b>1,117</b>	<b>0</b>	<b>0</b>	<b>1,117</b>
<b><u>Capital Expenses</u></b>				
Depreciation				0
<b>Totals</b>	<b>1,117</b>	<b>0</b>	<b>0</b>	<b>1,117</b>

Note 1: Individual amounts may not add to totals due to rounding.

Note 2: This Portfolio was finalised on the 27/05/14 however some costs have been processed this financial year

  
 Director, Ministerial Services

1.4.1.1.1.15

  
 Mrs. L. France, MP

23.11.15




**Public Report of Ministerial Expenses**  
**Assistant Minister for Finance Administration and Regulatory Reform**  
**For the Period 01/07/2014 to 31/12/2014**

	Assistant Minister	Staff	Office	Total
	\$	\$	\$	\$
<b><u>Salaries and Related Payments</u></b>				
Salary and Employee Expenses				0
Salary related taxes	4,200			4,200
Superannuation				0
Other Employee Expenses				0
<b>Sub-Total Salaries Costs</b>	<b>4,200</b>	<b>0</b>	<b>0</b>	<b>4,200</b>
<b><u>Administrative Costs</u></b>				
Domestic Travel	561			561
Overseas Travel and Official Duties				0
Motor Vehicle Running Costs	2,975			2,975
Charter Costs				0
Travel to and from Electorate				0
Domestic Official Duties				0
Building Services	10,836			10,836
Communication Charges	923			923
Information Technology	2,280			2,280
Other Administrative Charges	799			799
<b>Sub-Total Administrative Costs</b>	<b>18,373</b>	<b>0</b>	<b>0</b>	<b>18,373</b>
<b><u>Capital Expenses</u></b>				
Depreciation				0
<b>Totals</b>	<b>22,573</b>	<b>0</b>	<b>0</b>	<b>22,573</b>

Note 1: Individual amounts may not add to totals due to rounding.


  
 Director, Ministerial Services  
 14.1.15


  
 Mrs. L. France, MP  
 23.1.15

**Public Report of Ministerial Expenses**  
**Assistant Minister for Technical and Further Education**  
**For the Period 01/07/2014 to 31/12/2014**

	Assistant Minister	Staff	Office	Total
	\$	\$	\$	\$
<b><u>Salaries and Related Payments</u></b>				
Salary and Employee Expenses				0
Salary related taxes	1,200			1,200
Superannuation				0
Other Employee Expenses				0
<b>Sub-Total Salaries Costs</b>	<b>1,200</b>	<b>0</b>	<b>0</b>	<b>1,200</b>
<b><u>Administrative Costs</u></b>				
Domestic Travel	2,782			2,782
Overseas Travel and Official Duties				0
Motor Vehicle Running Costs	407			407
Charter Costs				0
Travel to and from Electorate				0
Domestic Official Duties				0
Building Services	11,911			11,911
Communication Charges	946			946
Information Technology	2,280			2,280
Other Administrative Charges	243			243
<b>Sub-Total Administrative Costs</b>	<b>18,568</b>	<b>0</b>	<b>0</b>	<b>18,568</b>
<b><u>Capital Expenses</u></b>				
Depreciation				0
<b>Totals</b>	<b>19,768</b>	<b>0</b>	<b>0</b>	<b>19,768</b>

Note 1: Individual amounts may not add to totals due to rounding.


  
 Director, Ministerial Services  
 14.1.15


  
 Ms S. Rice, MP  
 20.1.15

**Public Report of Ministerial Expenses**  
**Assistant Minister for Emergency Volunteers**  
**For the Period 01/07/2014 to 31/12/2014**

	Assistant Minister	Staff	Office	Total
	\$	\$	\$	\$
<b><u>Salaries and Related Payments</u></b>				
Salary and Employee Expenses				0
Salary related taxes				0
Superannuation				0
Other Employee Expenses				0
<b>Sub-Total Salaries Costs</b>	<b>0</b>	<b>0</b>	<b>0</b>	<b>0</b>
<b><u>Administrative Costs</u></b>				
Domestic Travel	11,027			11,027
Overseas Travel and Official Duties				0
Motor Vehicle Running Costs	1,388			1,388
Charter Costs				0
Travel to and from Electorate	10,934			10,934
Domestic Official Duties	22			22
Building Services	5,125			5,125
Communication Charges	882			882
Information Technology	2,280			2,280
Other Administrative Charges	769			769
<b>Sub-Total Administrative Costs</b>	<b>32,426</b>	<b>0</b>	<b>0</b>	<b>32,426</b>
<b><u>Capital Expenses</u></b>				
Depreciation				0
<b>Totals</b>	<b>32,426</b>	<b>0</b>	<b>0</b>	<b>32,426</b>

Note 1: Individual amounts may not add to totals due to rounding.

  
 Director, Ministerial Services  
 14/1/15

  
 Mr. T. Malone, MP  
 .....



**Public Report of Ministerial Expenses**  
**Assistant Minister for Public Transport**  
**For the Period 01/07/2014 to 31/12/2014**

	Assistant Minister	Staff	Office	Total
	\$	\$	\$	\$
<b><u>Salaries and Related Payments</u></b>				
Salary and Employee Expenses				0
Salary related taxes	3,000			3,000
Superannuation				0
Other Employee Expenses				0
<b>Sub-Total Salaries Costs</b>	<b>3,000</b>	<b>0</b>	<b>0</b>	<b>3,000</b>
<b><u>Administrative Costs</u></b>				
Domestic Travel	4,141			4,141
Overseas Travel and Official Duties				0
Motor Vehicle Running Costs	3,895			3,895
Charter Costs	391			391
Travel to and from Electorate				0
Domestic Official Duties				0
Building Services	6,288			6,288
Communication Charges	1,038			1,038
Information Technology	2,280			2,280
Other Administrative Charges	419			419
<b>Sub-Total Administrative Costs</b>	<b>18,452</b>	<b>0</b>	<b>0</b>	<b>18,452</b>
<b><u>Capital Expenses</u></b>				
Depreciation				0
<b>Totals</b>	<b>21,452</b>	<b>0</b>	<b>0</b>	<b>21,452</b>

Note 1: Individual amounts may not add to totals due to rounding.

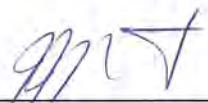
  
 \_\_\_\_\_  
 Director, Ministerial Services  
 14/1/15

  
 \_\_\_\_\_  
 Mr. S. Minnikin, MP  
 15/1/15


**Public Report of Ministerial Expenses**  
**Assistant Minister for Natural Resources and Mines**  
**For the Period 01/07/2014 to 31/12/2014**

	Assistant Minister	Staff	Office	Total
	\$	\$	\$	\$
<b><u>Salaries and Related Payments</u></b>				
Salary and Employee Expenses				0
Salary related taxes	1,200			1,200
Superannuation				0
Other Employee Expenses				0
<b>Sub-Total Salaries Costs</b>	<b>1,200</b>	<b>0</b>	<b>0</b>	<b>1,200</b>
<b><u>Administrative Costs</u></b>				
Domestic Travel	9,496			9,496
Overseas Travel and Official Duties				0
Motor Vehicle Running Costs	682			682
Charter Costs				0
Travel to and from Electorate				0
Domestic Official Duties	63			63
Building Services	13,257			13,257
Communication Charges	966			966
Information Technology	2,280			2,280
Other Administrative Charges	419			419
<b>Sub-Total Administrative Costs</b>	<b>27,161</b>	<b>0</b>	<b>0</b>	<b>27,161</b>
<b><u>Capital Expenses</u></b>				
Depreciation				0
<b>Totals</b>	<b>28,361</b>	<b>0</b>	<b>0</b>	<b>28,361</b>

Note 1: Individual amounts may not add to totals due to rounding.

  
 Director, Ministerial Services

14/10/15

  
 Mr. S. Holswich, MP


15/10/15

**Public Report of Ministerial Expenses**  
**Assistant Minister for Child Safety**  
**For the Period 01/07/2014 to 31/12/2014**

	Assistant Minister	Staff	Office	Total
	\$	\$	\$	\$
<b><u>Salaries and Related Payments</u></b>				
Salary and Employee Expenses				0
Salary related taxes	1,800			1,800
Superannuation				0
Other Employee Expenses				0
<b>Sub-Total Salaries Costs</b>	<b>1,800</b>	<b>0</b>	<b>0</b>	<b>1,800</b>
<b><u>Administrative Costs</u></b>				
Domestic Travel	4,734			4,734
Overseas Travel and Official Duties				0
Motor Vehicle Running Costs	721			721
Charter Costs				0
Travel to and from Electorate				0
Domestic Official Duties	175			175
Building Services	9,246			9,246
Communication Charges	1,073			1,073
Information Technology	2,280			2,280
Other Administrative Charges	241			241
<b>Sub-Total Administrative Costs</b>	<b>18,470</b>	<b>0</b>	<b>0</b>	<b>18,470</b>
<b><u>Capital Expenses</u></b>				
Depreciation				0
<b>Totals</b>	<b>20,270</b>	<b>0</b>	<b>0</b>	<b>20,270</b>

Note 1: Individual amounts may not add to totals due to rounding.

  
 Director, Ministerial Services  
 14/1/15

  
 Ms. T. Smith, MP  
 15/01/2015




**Public Report of Ministerial Expenses**  
**Assistant Minister for Tourism**  
**For the Period 01/07/2014 to 31/12/2014**

	Assistant Minister	Staff	Office	Total
	\$	\$	\$	\$
<b>Salaries and Related Payments</b>				
Salary and Employee Expenses				0
Salary related taxes	1,200			1,200
Superannuation				0
Other Employee Expenses				0
<b>Sub-Total Salaries Costs</b>	<b>1,200</b>	<b>0</b>	<b>0</b>	<b>1,200</b>
<b>Administrative Costs</b>				
Domestic Travel	685			685
Overseas Travel and Official Duties				0
Motor Vehicle Running Costs	420			420
Charter Costs				0
Travel to and from Electorate	4,150			4,150
Domestic Official Duties				0
Building Services	9,805			9,805
Communication Charges	991			991
Information Technology	2,280			2,280
Other Administrative Charges	241			241
<b>Sub-Total Administrative Costs</b>	<b>18,570</b>	<b>0</b>	<b>0</b>	<b>18,570</b>
<b>Capital Expenses</b>				
Depreciation				0
<b>Totals</b>	<b>19,770</b>	<b>0</b>	<b>0</b>	<b>19,770</b>

Note 1: Individual amounts may not add to totals due to rounding.


  
 Director, Ministerial Services  
 23/3/15

  
 Mr. G. King, MP  
 23/3/15


**Public Report of Ministerial Expenses**  
**Assistant Minister for Aboriginal and Torres Strait Islander Affairs**  
**For the Period 01/07/2014 to 31/12/2014**

	Assistant Minister	Staff	Office	Total
	\$	\$	\$	\$
<b><u>Salaries and Related Payments</u></b>				
Salary and Employee Expenses				0
Salary related taxes	1,200			1,200
Superannuation				0
Other Employee Expenses				0
<b>Sub-Total Salaries Costs</b>	<b>1,200</b>	<b>0</b>	<b>0</b>	<b>1,200</b>
<b><u>Administrative Costs</u></b>				
Domestic Travel	1,555			1,555
Overseas Travel and Official Duties				0
Motor Vehicle Running Costs	31			31
Charter Costs	3,636			3,636
Travel to and from Electorate	3,224			3,224
Domestic Official Duties				0
Building Services	8,658			8,658
Communication Charges	453			453
Information Technology	2,280			2,280
Other Administrative Charges	241			241
<b>Sub-Total Administrative Costs</b>	<b>20,078</b>	<b>0</b>	<b>0</b>	<b>20,078</b>
<b><u>Capital Expenses</u></b>				
Depreciation				0
<b>Totals</b>	<b>21,278</b>	<b>0</b>	<b>0</b>	<b>21,278</b>

Note 1: Individual amounts may not add to totals due to rounding.

  
 Director, Ministerial Services

14.11.15


  
 Mr. D. Kempton, MP


21.11.15

**Public Report of Ministerial Expenses**  
**Assistant Minister for Multicultural Affairs**  
**For the Period 01/07/2014 to 31/12/2014**

	Assistant Minister	Staff	Office	Total
	\$	\$	\$	\$
<b><u>Salaries and Related Payments</u></b>				
Salary and Employee Expenses				0
Salary related taxes	1,800			1,800
Superannuation				0
Other Employee Expenses				0
<b>Sub-Total Salaries Costs</b>	<b>1,800</b>	<b>0</b>	<b>0</b>	<b>1,800</b>
<b><u>Administrative Costs</u></b>				
Domestic Travel	144			144
Overseas Travel and Official Duties				0
Motor Vehicle Running Costs	791			791
Charter Costs				0
Travel to and from Electorate				0
Domestic Official Duties	1,201			1,201
Building Services	9,636			9,636
Communication Charges	819			819
Information Technology	2,280			2,280
Other Administrative Charges	400			400
<b>Sub-Total Administrative Costs</b>	<b>15,269</b>	<b>0</b>	<b>0</b>	<b>15,269</b>
<b><u>Capital Expenses</u></b>				
Depreciation				0
<b>Totals</b>	<b>17,069</b>	<b>0</b>	<b>0</b>	<b>17,069</b>

Note 1: Individual amounts may not add to totals due to rounding.

  
 \_\_\_\_\_  
 Director, Ministerial Services  
 14.1.15

  
 \_\_\_\_\_  
 Mr. R. Cavallucci, MP  
 21.1.15



**Public Report of Ministerial Expenses**  
**Ministerial Corporate**  
**For the Period 01/07/2014 to 31/12/2014**

	Ministers and Parliamentary Secretaries	Staff	Office	Total
	\$	\$	\$	\$
<b><u>Salaries and Related Payments</u></b>				
Salary and Employee Expenses			11,287	11,287
Salary related taxes			61,305	61,305
Superannuation			1,275	1,275
Other Employee Expenses			9,019	9,019
<b>Sub-Total Salaries Costs</b>	<b>0</b>	<b>0</b>	<b>82,885</b>	<b>82,885</b>
<b><u>Administrative Costs</u></b>				
Domestic Travel				0
Overseas Travel and Official Duties				0
Motor Vehicle Running Costs			6,552	6,552
Charter Costs				0
Travel To and From Electorate				0
Domestic Official Duties			55	55
Building Services			5	5
Communication charges			44,257	44,257
Information Technology			676,100	676,100
Other Administrative Charges			28,554	28,554
<b>Sub-Total Administrative Costs</b>	<b>0</b>	<b>0</b>	<b>755,521</b>	<b>755,521</b>
<b><u>Capital Expenses</u></b>				
Depreciation			80,216	80,216
<b>Totals</b>	<b>0</b>	<b>0</b>	<b>918,623</b>	<b>918,623</b>

Note 1: Individual amounts may not add to totals due to rounding.



Manager - Finance & Administration  
Ministerial Services

14/1/2015



Director  
Ministerial Services

14/1/15