

Report on the 2015 Budget Estimates Process

REPORT NO. 14
COMMITTEE OF THE LEGISLATIVE ASSEMBLY
September 2015

COMMITTEE OF THE LEGISLATIVE ASSEMBLY

Chair	Hon. Peter Wellington MP, Speaker of the Legislative Assembly
Members	Mr Mick de Brenni MP, [Deputy Premier's nominee] Hon. Stirling Hinchliffe MP, Leader of the House Mr Shane Knuth MP, Member for Dalrymple Mr John-Paul Langbroek MP, Deputy Opposition Leader Mr Linus Power MP, Member for Logan [Premier's nominee] Mr Lawrence Springborg MP, Leader of the Opposition Mr Ray Stevens MP, Leader of Opposition Business
Staff	Mr Neil Laurie, Clerk of the Parliament Mr Michael Ries, Deputy Clerk of the Parliament Mr Michael Hickey, Director, Corporate and House Services Ms Melissa Salisbury, Principal Research Officer Ms Andrea Musch, Executive Secretary Ms Tania Coluccio, Acting Executive Secretary
Contact details	Committee of the Legislative Assembly Parliament House George Street Brisbane Qld 4000
Telephone	+61 7 3553 6610
Fax	+61 7 3553 6614
Email	CLA@parliament.qld.gov.au
Web	http://www.parliament.qld.gov.au/CLA
Subscribe	www.parliament.qld.gov.au/subscribe

Introduction

Role of the Committee

1. The Committee of the Legislative Assembly (CLA or the committee) is a statutory committee appointed by the Parliament of Queensland Act 2001 (**POQA**). Section 84 of the POQA details the committee's areas of responsibility as follows:
 - the ethical conduct of members;
Note—
However, under section 104C(2), a complaint about a particular member not complying with the code of ethical conduct for members may be considered only by the Assembly or the Ethics Committee;
 - parliamentary powers, rights and immunities;
 - standing rules and orders about the conduct of business by, and the practices and procedures of, the Assembly and its committees;
 - any other matters for which the committee is given responsibility under the standing rules and orders; and
 - any matter referred to the committee by the Speaker.
2. Under Standing Order 135A(b) the Committee of the Legislative Assembly has the responsibility to monitor and review the operation of the committees.

Logistics

3. In 2015 the estimates process reverted to previous arrangements of holding estimate hearings over two weeks. The schedule, as agreed by the House on 4 June 2015, commenced on Tuesday, 18 August 2015 until Friday, 21 August 2015 and Tuesday, 25 August 2015 until Friday, 28 August 2015.
4. There was an additional sitting day due to the expansion of the portfolio committee structure to eight committees.
5. As in previous years (with the exception of 2014) the hearings were reporting live by Hansard reporting staff, were broadcast and the transcripts were available progressively throughout the day. A full transcript was available approximately two hours after the completion of a hearing.

Statistics

6. A statistical break down of how hearing time was allocated across the eight portfolio committees is at **Attachment A**. For comparison, the statistics for the 2014 estimates process are included at **Attachment B**.
7. When comparing hearings between 2014 and 2015, considering should be given to:
 - the FAC committee examined the Appropriation (Queensland) Bill 2015 and not the CLA as per 2014; and
 - there was the addition of an extra portfolio committee hearing day;
8. Points to note from the estimates process include
 - The total length of time of estimates committee hearings decreased in 2015 compared to 2014 by 27 hours and 17 minutes;
 - the difference in the total number of non-government questions in 2015, when compared to 2014, was one additional question;

- the difference in the total number of government questions in 2015, was 146 fewer questions than in 2014;
- the difference in the total number of questions directed to director-generals or other officers in 2015, was 16 additional questions to the 2014 process; and
- The percentage of total questions directed to director-generals or other officers across the portfolio committees in 2014 was 12.4%, compared to 15.9% in 2015.

Recommendation

That the Committee's report be noted.

Attachment A

2015 ESTIMATES
18 TO 21 AUGUST AND 25 TO 28 AUGUST 2015

	Finance and Administration Committee 18/8	Infrastructure, Planning and Natural Resources Committee 19/8	Legal Affairs and Community Safety Committee 20/8	Agriculture and Environment Committee 21/8	Education, Tourism and Small Business Committee 25/08	Health and Ambulance Services Committee 26/08	Communities, Disability Services and Domestic and Family Violence Prevention Committee 27/08	Utilities, Science and Innovation Committee 28/08
Length of committee	525 minutes (8.75 hours)	508 minutes (8.47 hours)	484 minutes (8.07 hours)	454 minutes (7.57 hours)	408 minutes (6.8 hours)	356 minutes (5.93 hours)	365 minutes (6.08 hours)	428 minutes (7.13 hours)
Length of govt questioning	220 minutes (3.67 hours)	186 minutes (3.1 hours)	193 minutes (3.22 hours)	168 minutes (2.8 hours)	183 minutes (3.05 hours)	132 minutes (2.2 hours)	135 minutes (2.25 hours)	169 minutes (2.82 hours)
Length of non-govt questioning	277 minutes (4.62 hours)	304 minutes (5.07 hours)	240 minutes (4 hours)	261 minutes (4.35 hours)	202 minutes (3.37 hours)	200 minutes (3.33 hours)	204 minutes (3.4 hours)	236 minutes (3.93 hours)
Total No. of questions	132	147	132	143	115	89	95	140
Government:								
Total No. of govt questions	58	51	48	56	48	40	36	52
No. of govt questions directed to the minister	58	51	41	56	48	40	36	50
No. of govt questions <u>directed</u> to DG or other officers	0	0	7	0	0	0	0	2

	Finance and Administration Committee 18/8	Infrastructure, Planning and Natural Resources Committee 19/8	Legal Affairs and Community Safety Committee 20/8	Agriculture and Environment Committee 21/8	Education, Tourism and Small Business Committee 25/08	Health and Ambulance Services Committee 26/08	Communities, Disability Services and Domestic and Family Violence Prevention Committee 27/08	Utilities, Science and Innovation Committee 28/08
No. of govt questions referred by minister to DG or other officers	3	0	1	2	5	0	0	1
Non-government:								
Total No. of non-govt questions	74	96	84	87	67	49	59	88
No. of non-govt questions directed to the minister	58	80	54	78	61	8	55	61
No. of non-govt questions <u>directed</u> to the DG or other officers	16	16	30	9	6	41	4	27
No. of non-govt questions <u>referred</u> by minister to DG or other officers	13	14	9	26	12	0	8	13
DG & other officers:								
Total No. of questions <u>directed</u> to DG or other officers	16	16	37	9	6	41	4	29

	Finance and Administration Committee 18/8	Infrastructure, Planning and Natural Resources Committee 19/8	Legal Affairs and Community Safety Committee 20/8	Agriculture and Environment Committee 21/8	Education, Tourism and Small Business Committee 25/08	Health and Ambulance Services Committee 26/08	Communities, Disability Services and Domestic and Family Violence Prevention Committee 27/08	Utilities, Science and Innovation Committee 28/08
Total No. of questions referred by min. to DG or other officers	16	14	10	28	17	0	8	14
% of total questions to minister	87.88%	89.12%	71.97%	93.70%	94.78%	53.93%	95.79%	79.29%
% of total questions directed to DG or other officers	12.12%	10.88%	28.03%	6.30%	5.22%	46.07%	4.21%	20.71%

Note 1: Questions referred to the Assistant Minister are included in questions referred to Directors-General or other officers

For the purposes of these statistics, a question is considered to be the first time a member asks a question raising a substantive issue and seeks information in relation to that issue. If the member then asks for clarification, or tries to elicit a further/different response from the minister or officer on the same substantive issue, it is not counted as a separate question.

'Questions referred to DG or other officer' include questions either directly referred by the minister, in whole or in part, or instances in which the DG or other officer substantially adds to the answer provided by the minister.

2014 ESTIMATES
15, 16 (CLA ONLY) AND 17 JULY 2014

	Committee of the Legislative Assembly (CLA) 16/7/2014	Finance and Administration Committee	State Development, Infrastructure and Industry	Legal Affairs and Community Safety	Agriculture, Resources and Environment	Education and Innovation	Health and Community Services	Transport, Housing and Local Government
Length of committee	1 hr 3 mins	15/7 = 5 hrs 47 mins 17/7 = 5 hrs 54 mins <u>TOTAL =</u> 11 hrs 41 mins	15/7 = 6 hrs 3 mins 17/7 = 6 hrs 11 mins <u>TOTAL =</u> 12 hrs 14 mins	15/7 = 6 hrs 30 mins 17/7 = 6 hrs 22 mins <u>TOTAL =</u> 12 hrs 52 mins	15/7 = 6 hrs 5 mins 17/7 = 6 hrs 10 mins <u>TOTAL =</u> 12 hrs 15 mins	15/7 = 5 hrs 55 mins 17/7 = 6 hrs 2 mins <u>TOTAL =</u> 11 hrs 57 mins	15/7 = 6 hrs 1 min 17/7 = 6 hrs 4 mins <u>TOTAL =</u> 12 hrs 5 mins	15/7 = 6 hrs 17/7 = 5 hrs 58 <u>TOTAL =</u> 11 hrs 58 mins
Length of govt questioning	26 mins	15/7 = 2 hrs 53 mins 17/7 = 2 hrs 33 mins <u>TOTAL =</u> 5 hrs 26 mins	15/7 = 2 hrs 42 mins 17/7 = 2 hrs 36 mins <u>TOTAL =</u> 5 hrs 18 mins	15/7 = 3 hrs 53 mins 17/7 = 2 hrs 57 <u>TOTAL =</u> 6 hrs 50	15/7 = 3hrs 59 mins 17/7 = 3 hrs 02 mins <u>TOTAL =</u> 7hrs 1 min	15/7 = 2 hrs 42 17/7 = 2 hrs 47 <u>TOTAL =</u> 5 hrs 29	15/7 = 2hrs 26 mins 17/7 = 2 hrs 23 mins <u>TOTAL =</u> 4 hrs 49 mins	15/7 = 2 hrs 28 mins 17/7 = 2 hrs 35 mins <u>TOTAL =</u> 5 hrs 3 mins
Length of non-govt questioning	33 mins	15/7 = 2 hrs 28 mins 17/7 = 2 hrs 35 mins <u>TOTAL =</u> 5 hrs 3 mins	15/7 = 2 hrs 58 mins 17/7 = 3 hrs 13 mins <u>TOTAL =</u> 5 hrs 11 mins	15/7 = 2 hr 10 mins 17/7 = 2 hrs 59 mins <u>TOTAL =</u> 5 hrs 9 mins	15/7 = 1 hr 57 mins 17/7 = 2 hrs 50 mins <u>TOTAL =</u> 4 hrs 47 mins	15/7 = 2 hrs 59 mins 17/7 = 2 hrs 55 mins <u>TOTAL =</u> 5 hrs 54 mins	15/7 = 3 hrs 17 mins 17/7 = 3 hrs 1 mins <u>TOTAL =</u> 6 hrs 18 mins	15/7 = 2 hrs 58 mins 17/7 = 2 hrs 54 mins <u>TOTAL =</u> 5 hrs 52 mins

	Committee of the Legislative Assembly (CLA) 16/7/2014	Finance and Administration Committee	State Development, Infrastructure and Industry	Legal Affairs and Community Safety	Agriculture, Resources and Environment	Education and Innovation	Health and Community Services	Transport, Housing and Local Government
Total no. of questions	15	15/7 = 53 17/7 = 54 <u>TOTAL = 107</u>	15/7 = 99 17/7 = 104 <u>TOTAL = 203</u>	15/7 = 97 17/7 = 52 <u>TOTAL = 149</u>	15/7 = 90 17/7 = 65 <u>TOTAL = 155</u>	15/7 = 78 17/7 = 74 <u>TOTAL = 152</u>	15/7 = 85 17/7 = 68 <u>TOTAL = 153</u>	15/7 = 92 17/7 = 112 <u>TOTAL = 204</u>
GOVERNMENT								
Total No. of govt questions	9	15/7 = 21 17/7 = 25 <u>TOTAL = 46</u>	15/7 = 30 17/7 = 41 <u>TOTAL = 71</u>	15/7 = 58 17/7 = 23 <u>TOTAL = 81</u>	15/7 = 55 17/7 = 32 <u>TOTAL = 87</u>	15/7 = 34 17/7 = 33 <u>TOTAL = 67</u>	15/7 = 45 17/7 = 27 <u>TOTAL = 72</u>	15/7 = 42 17/7 = 60 <u>TOTAL = 102</u>
No. of govt questions directed to the minister (or CLA members) *	9	15/7 = 21 17/7 = 22 <u>TOTAL = 43</u>	15/7 = 30 17/7 = 38 <u>TOTAL = 68</u>	15/7 = 52 17/7 = 19 <u>TOTAL = 71</u>	15/7 = 55 17/7 = 32 <u>TOTAL = 87</u>	15/7 = 34 17/7 = 33 <u>TOTAL = 67</u>	15/7 = 44 17/7 = 27 <u>TOTAL = 71</u>	15/7 = 42 17/7 = 60 <u>TOTAL = 102</u>
No. of govt questions directed to DG or other officers **	0	15/7 = 0 17/7 = 3 <u>TOTAL = 3</u>	15/7 = 0 17/7 = 3 <u>TOTAL = 3</u>	15/7 = 6 17/7 = 4 <u>TOTAL = 10</u>	15/7 = 0 17/7 = 0 <u>TOTAL = 0</u>	15/7 = 0 17/7 = 0 <u>TOTAL = 0</u>	15/7 = 1 17/7 = 0 <u>TOTAL = 1</u>	15/7 = 0 17/7 = 0 <u>TOTAL = 0</u>
No. of govt questions referred by minister (or CLA member) to DG or other officers	5	15/7 = 0 17/7 = 12 <u>TOTAL = 12</u>	15/7 = 18 17/7 = 2 <u>TOTAL = 20</u>	15/7 = 2 17/7 = 11 <u>TOTAL = 13</u>	15/7 = 1 17/7 = 3 <u>TOTAL = 4</u>	15/7 = 13 17/7 = 11 <u>TOTAL = 24</u>	15/7 = 26 17/7 = 3 <u>TOTAL = 29</u>	15/7 = 8 17/7 = 1 <u>TOTAL = 9</u>

	Committee of the Legislative Assembly (CLA) 16/7/2014	Finance and Administration Committee	State Development, Infrastructure and Industry	Legal Affairs and Community Safety	Agriculture, Resources and Environment	Education and Innovation	Health and Community Services	Transport, Housing and Local Government
NON-GOVERNMENT								
Total No. of non-govt questions	6	15/7 = 32 17/7 = 29 <u>TOTAL = 61</u>	15/7 = 69 17/7 = 63 <u>TOTAL = 132</u>	15/7 = 39 17/7 = 29 <u>TOTAL = 68</u>	15/7 = 35 17/7 = 33 <u>TOTAL = 68</u>	15/7 = 44 17/7 = 41 <u>TOTAL = 85</u>	15/7 = 40 17/7 = 41 <u>TOTAL = 81</u>	15/7 = 50 17/7 = 52 <u>TOTAL = 102</u>
No. of non-govt questions directed to the minister (or CLA members) *	4	15/7 = 18 17/7 = 19 <u>TOTAL = 37</u>	15/7 = 61 17/7 = 54 <u>TOTAL = 115</u>	15/7 = 18 17/7 = 20 <u>TOTAL = 38</u>	15/7 = 33 17/7 = 32 <u>TOTAL = 65</u>	15/7 = 35 17/7 = 38 <u>TOTAL = 73</u>	15/7 = 27 17/7 = 37 <u>TOTAL = 64</u>	15/7 = 39 17/7 = 43 <u>TOTAL = 82</u>
No. of non-govt questions directed to the DG or other officers **	2	15/7 = 14 17/7 = 10 <u>TOTAL = 24</u>	15/7 = 8 17/7 = 9 <u>TOTAL = 17</u>	15/7 = 21 17/7 = 9 <u>TOTAL = 30</u>	15/7 = 2 17/7 = 1 <u>TOTAL = 3</u>	15/7 = 9 17/7 = 3 <u>TOTAL = 12</u>	15/7 = 13 17/7 = 4 <u>TOTAL = 17</u>	15/7 = 11 17/7 = 9 <u>TOTAL = 20</u>
No. of non-govt questions referred by minister to DG or other officers	4	15/7 = 0 17/7 = 6 <u>TOTAL = 6</u>	15/7 = 5 17/7 = 12 <u>TOTAL = 17</u>	15/7 = 1 17/7 = 14 <u>TOTAL = 15</u>	15/7 = 3 17/7 = 1 <u>TOTAL = 4</u>	15/7 = 18 17/7 = 26 <u>TOTAL = 44</u>	15/7 = 7 17/7 = 15 <u>TOTAL = 22</u>	15/7 = 4 17/7 = 5 <u>TOTAL = 9</u>
DG & OTHER OFFICERS								
Total No. of questions directed to DG or other officers	2	15/7 = 14 17/7 = 13 <u>TOTAL = 27</u>	15/7 = 8 17/7 = 12 <u>TOTAL = 20</u>	15/7 = 27 17/7 = 13 <u>TOTAL = 40</u>	15/7 = 2 17/7 = 1 <u>TOTAL = 3</u>	15/7 = 9 17/7 = 3 <u>TOTAL = 12</u>	15/7 = 14 17/7 = 4 <u>TOTAL = 18</u>	15/7 = 11 17/7 = 9 <u>TOTAL = 20</u>

	Committee of the Legislative Assembly (CLA) 16/7/2014	Finance and Administration Committee	State Development, Infrastructure and Industry	Legal Affairs and Community Safety	Agriculture, Resources and Environment	Education and Innovation	Health and Community Services	Transport, Housing and Local Government
Total No. of questions referred by min. (or CLA members) to DG or other officers	9	15/7 = 0 17/7 = 18 <u>TOTAL = 18</u>	15/7 = 23 17/7 = 14 <u>TOTAL = 37</u>	15/7 = 3 17/7 = 25 <u>TOTAL = 28</u>	15/7 = 4 17/7 = 4 <u>TOTAL = 8</u>	15/7 = 31 17/7 = 37 <u>TOTAL = 68</u>	15/7 = 33 17/7 = 18 <u>TOTAL = 51</u>	15/7 = 12 17/7 = 6 <u>TOTAL = 18</u>
% of total questions to minister	86.7%	15/7 = 73.6% 17/7 = 75.9%	15/7 = 91.9% 17/7 = 88.5%	15/7 = 72.2% 17/7 = 75%	15/7 = 97.8% 17/7 = 98.5%	15/7 = 88.5% 17/7 = 95.9%	15/7 = 83.5% 17/7 = 94.1%	15/7 = 88% 17/7 = 92%
% of total questions directed to DG or other officers	13.3%	15/7 = 26.4% 17/7 = 24.1%	15/7 = 8.1% 17/7 = 11.5%	15/7 = 27.8% 17/7 = 25%	15/7 = 2.2% 17/7 = 1.5%	15/7 = 11.5% 17/7 = 4.1%	15/7 = 16.5% 17/7 = 5.9%	15/7 = 12% 17/7 = 8%

**Note 1:* CLA statistics do not differentiate between questions answered by Madam Speaker as Chair of the CLA and questions answered in whole or in part by other government members of the CLA.

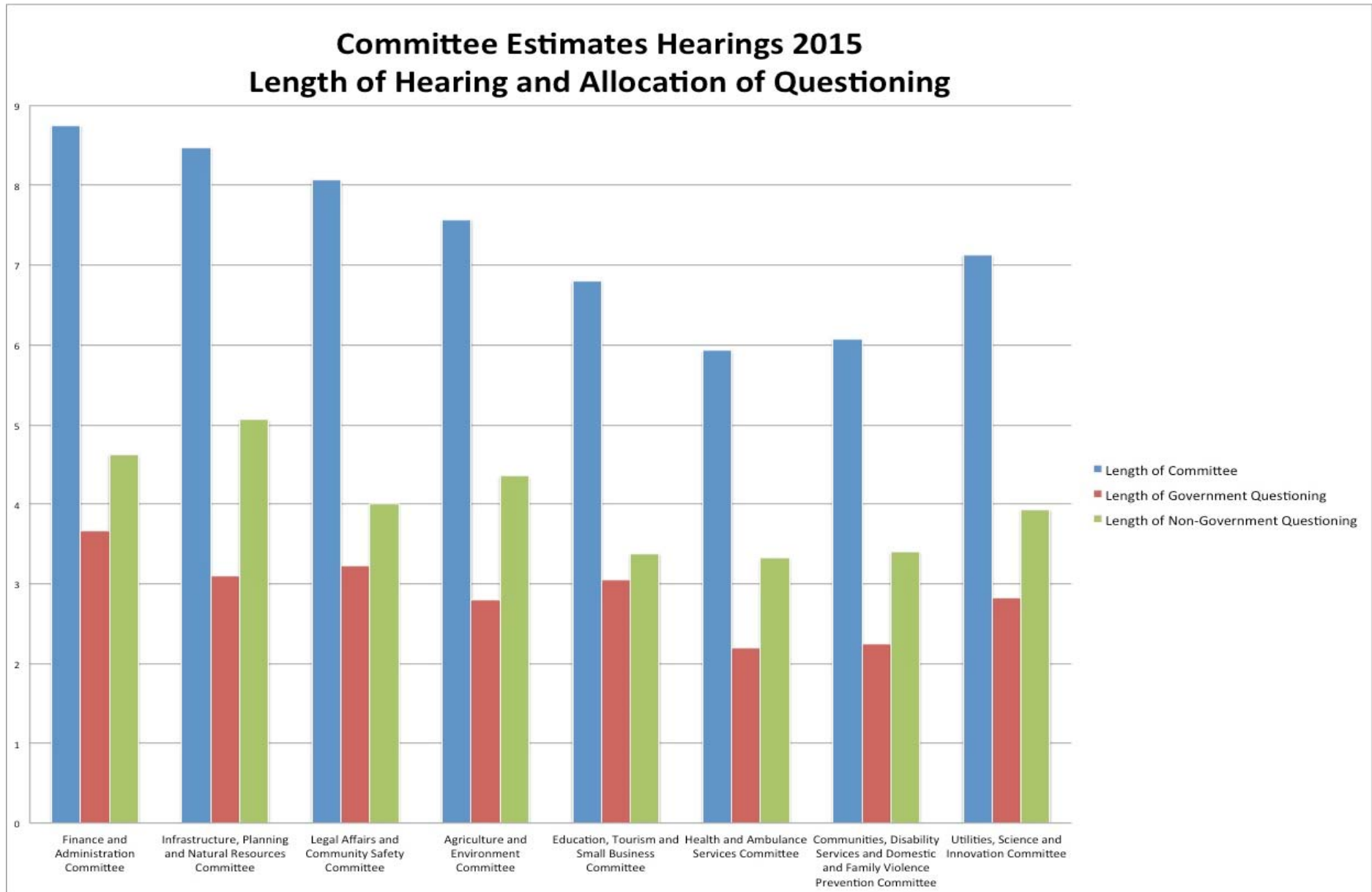
***Note 2:* Questions referred to Assistance Ministers are included in questions referred to Directors-General or other officers

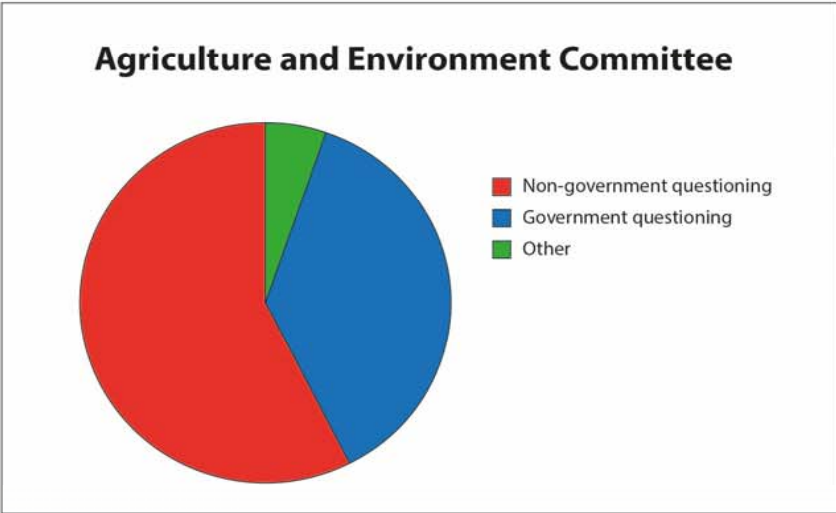
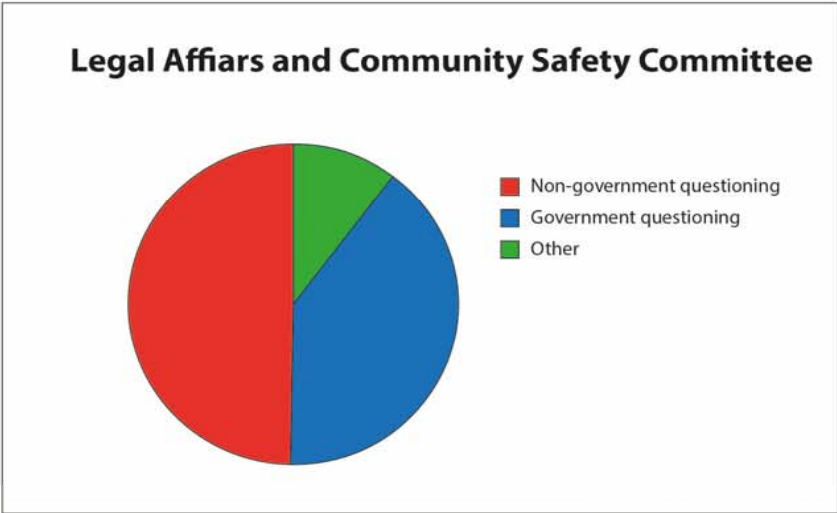
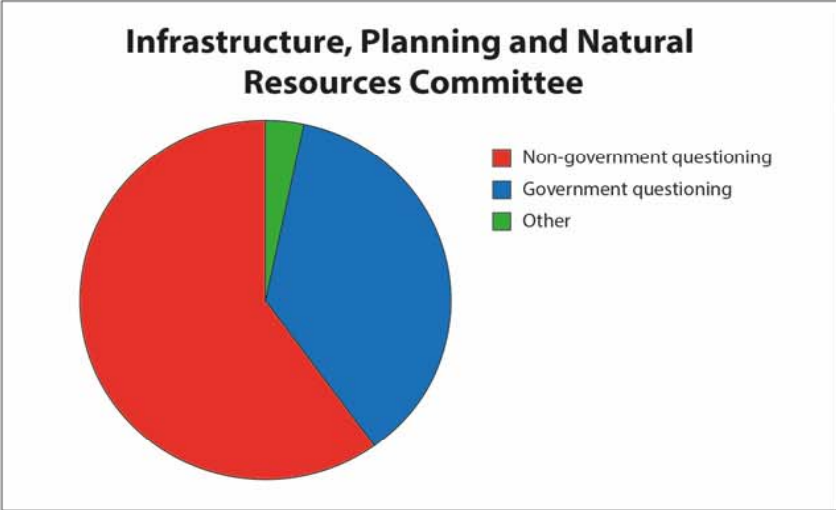
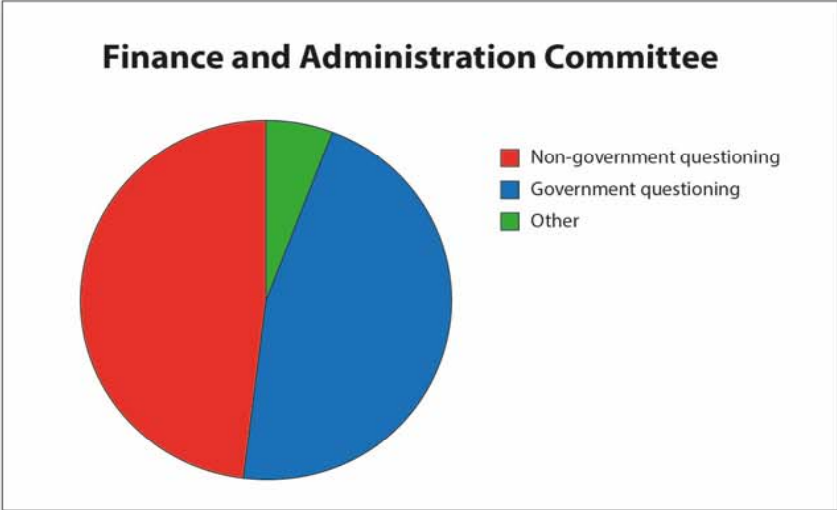
For the purposes of these statistics, a question is considered to be the first time a member asks a question raising a substantive issue and seeks information in relation to that issue. If the member then asks for clarification, or tries to elicit a further/different response from the minister or officer on the same substantive issue, it is not counted as a separate question.

Questions referred to DG or other officer include questions either directly referred by the minister, in whole or in part, or instances in which the DG or other officer substantially adds to the answer provided by the minister.

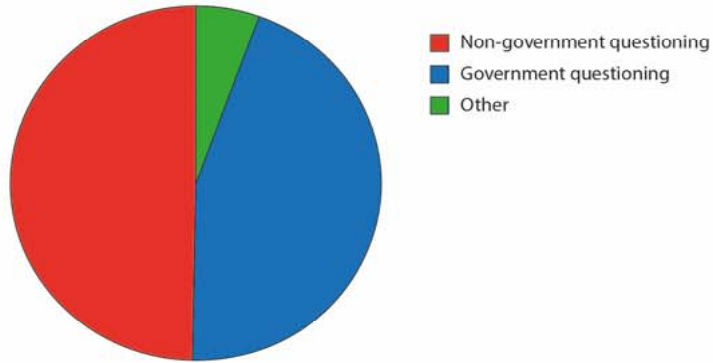
Percentage for questions to minister is calculated by adding up the column marked with an * and dividing with the total number of questions.

Percentage for questions to director-general is calculated by adding up the column marked with an ** and dividing with the total number of questions.

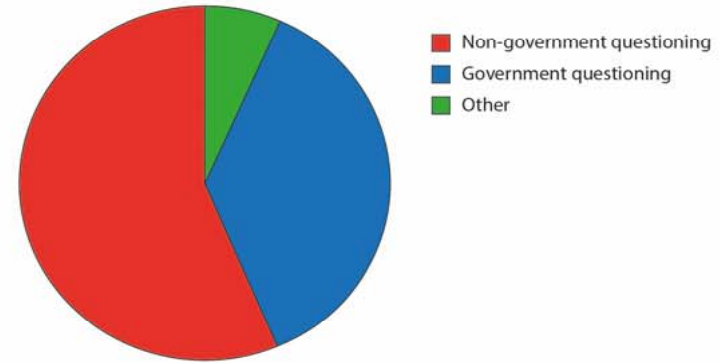




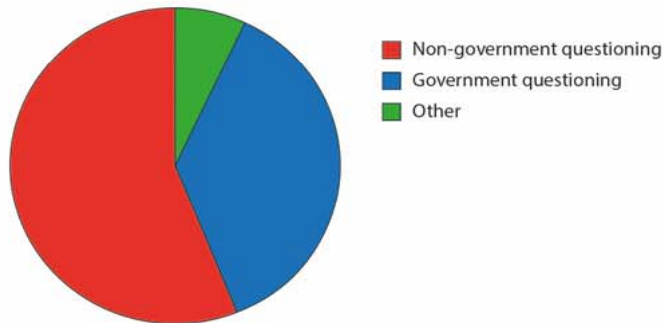
Education, Tourism and Small Business Committee



Health and Ambulance Services Committee



Communities, Disability Services and Domestic and Family Violence Prevention Committee



Utilities, Science and Innovation Committee

