

Right to Information Act 2009 and Information Privacy Act 2009

Annual Report 2012 - 2013

Licence



This annual report is licensed by the State of Queensland (the Department of Justice and Attorney-General) under a Creative Commons Attribution (CC BY) 3.0 Australia licence.

In essence, you are free to copy, communicate and adapt this annual report, as long as you attribute the work to the State of Queensland (the Department of Justice and Attorney-General).

To view a copy of this licence, visit:

<http://creativecommons.org/licences/by/3.0/au/deed.en>

Attribution: Content from this annual report should be attributed as: The State of Queensland (Department of Justice and Attorney-General) *Right to Information Act 2009* and *Information Privacy Act 2009* Annual Report 2012-2013.

Copies of this report are available on our website at: www.justice.qld.gov.au.

October 2014



Minister's Introduction

Once again, I am pleased to provide Parliament with a report on the operation of the *Right to Information Act 2009* and the *Information Privacy Act 2009* regarding access and amendment applications.

This Government is committed to open and transparent government. This is no more apparent than its initiative to provide government information free online via the Open Data website. Since its launch in December 2012, the portal already hosts nearly 1,500 datasets which are available for members of the public to access information about government activities. This number is set to increase as agencies continue their planning for more data to be made public through this scheme.

The Open Data initiative enhances mechanisms already in place in each government agency, such as administrative release policies, as well as the information access framework of 'last resort' contained in the Right to Information Act and the Information Privacy Act. These access frameworks enable individuals to target their information requests very specifically and have their requests carefully considered.

This is the fourth annual report to the Queensland Parliament on the operation of the Acts and covers the reporting period 1 July 2012 to 30 June 2013. The report contains important statistical information about the demand for information access via these mechanisms, and also highlights efforts made by agencies to further promote and support the objectives contained in the legislation.

Again as part of the efforts of this Government to enhance public access to information, the disclosure log requirements which commenced on 22 February 2013 have seen more documents and government information being proactively released to the general public. Table 4 under appendices 2 - 21 outlines further information about this.

I am pleased to present this report to Parliament.

A stylized, handwritten signature in blue ink, consisting of several loops and a long horizontal stroke extending to the right.

JARROD BLEIJIE MP

Attorney-General and Minister for Justice

Contents

Overview	1
Releasing government information	1
Publication Scheme	1
Disclosure Log	1
Furthering the objects of the Acts	1
Reporting requirements	2
Legislative basis	2
Explanation of terms used in this report	2
Summary of data	3
Overview and comparison	4
Table 1. Overview of RTI/IP access and amendment	4
applications received by State Government (including	4
Ministers) and local governments (total), 2012–13	4
Figure 1. Number of RTI/IP access and amendment applications received, 2000–01 to 2012–13	5
Figure 2. Access application by level of government, 1992–93 to 2012–13	6
Table 2. Pages released in full or part, 2000–01 to 2012–13	6
Figure 3. Number of IP amendment applications received, 1992–93 to 2012–13	7
Table 3. Fees and charges by portfolio, 2012–13	7
Notes about Appendices 2 to 21	9
Deletion where no data returned	9
Disclosure logs section 8(1)(d) RTI Regulation	9
Recording refusal of access – section 8(1)(c) RTI Regulation and section 6(c) IP Regulation	9
APPENDIX 1 – Regulations	10
APPENDIX 2 – Premier and Cabinet	13
APPENDIX 3 – Aboriginal and Torres Strait Islander and Multicultural Affairs	16
APPENDIX 4 – Agriculture, Fisheries and Forestry	18
APPENDIX 5 – Communities, Child Safety and Disability Services	21
APPENDIX 6 – Community Safety	25
APPENDIX 7 – Queensland Police Service	29
APPENDIX 8 – Education, Training and Employment	34
APPENDIX 9 – Energy and Water Supply	39
APPENDIX 10 – Environment and Heritage Protection	42
APPENDIX 11 – Queensland Health	45
APPENDIX 12 – Housing and Public Works	54
APPENDIX 13 – Justice and Attorney-General	58
APPENDIX 14 – Local Government, Community Recovery and Resilience	64
APPENDIX 15 – National Parks, Recreation, Sport and Racing	74
APPENDIX 16 – Natural Resources and Mines	77
APPENDIX 17 – Science, Information Technology, Innovation and the Arts	80
APPENDIX 18 – State Development, Infrastructure and Planning	83
APPENDIX 19 – Tourism, Major Events, Small Business and the Commonwealth Games	86
APPENDIX 20 – Transport and Main Roads	88
APPENDIX 21 – Queensland Treasury and Trade	92
APPENDIX 22 – Efforts by agencies to further objects of the RTI and IP Acts	95

Overview

This annual report covers the 2012-13 financial year regarding the operation of the *Right to Information Act 2009* (RTI Act) and the *Information Privacy Act 2009* (IP Act).

The primary object of the RTI Act is to give a right of access to information in the government's possession or under the government's control unless, on balance, it is contrary to the public interest to give the access.

The IP Act works in parallel with the RTI Act and provides for the fair collection and handling of personal information by Queensland Government agencies; and a right of access to, and amendment of, personal information in the government's possession or under the government's control unless, on balance, it is contrary to the public interest to give the access or allow the information to be amended.

The IP Act sets out 11 Information Privacy Principles (IPPs) with which all agencies must adhere, except for Queensland Health, which is subject to the National Privacy Principles (NPPs). The IPPs and NPPs govern how Queensland Government agencies collect, store, use and disclose personal information.

Releasing government information

The process of routinely releasing government information to the public is commonly referred to as the "push" model. Under this model, information is released administratively via mechanisms which include agencies' publication schemes and disclosure logs. As a result, access applications for information under the legislation are provided as a mechanism of last resort.

Publication Scheme

A publication scheme is a structured list of an agency's information that is readily available to the public, free of charge wherever possible. Every government agency which is subject to the RTI Act must have a publication scheme.

Disclosure Log

Disclosure logs form part of the "push" model where information released under a RTI application is made available for access to a wider public audience by being published on agency websites. They provide speedy access to information already released under the RTI application process. They can provide a cost and time benefit to both the individual and agency by reducing the number of additional applications under the RTI Act for similar information.

Furthering the objects of the Acts

In the reporting period, agencies and Ministers made efforts to further the objects of the RTI Act and the IP Act. This information is summarised in Appendix 22.

Reporting requirements

Legislative basis

Section 185 of the RTI Act and section 194 of the IP Act require statistical and other information to be collected from Ministers and agencies. The following outlines each requirement:

- **Section 185 (1) RTI Act and section 194 (1) IP Act** requires the Attorney-General and Minister for Justice to prepare the report and table it in Parliament.
- **Section 185(2) RTI Act and section 194(2) IP Act** refers to the *Right to Information Regulation 2009* (the RTI Regulation) and the *Information Privacy Regulation 2009* (the IP Regulation) which set out the details of the information required to be included in the report (refer to Appendix 1).
- **Section 194(3) of the IP Act** - An annual report under this section may be included as part of an annual report the Minister is required to give under the RTI Act.

In this report, the Attorney-General and Minister for Justice has reported on both the RTI Act and IP Act statistics for the period 1 July 2012 to 30 June 2013.

Data from all Ministers and agencies covered by the RTI and IP Acts were collected and collated by the Right to Information and Privacy Unit, Department of Justice and Attorney-General for inclusion in this report.

Details of the matters prescribed under section 8 of the RTI Regulation and section 6 of the IP Regulation for the 2012-13 financial year are set out in appendices 2 - 21.

Explanation of terms used in this report

Term	Explanation
Access application	An access application is an application for information made under either the RTI Act or Chapter 3 of the IP Act.
Access charge	Access charges are charges prescribed under a regulation and payable for being given access to documents. In the reporting period, for example, black and white photocopying charges were 20 cents for each A4 page.
Amendment application	An amendment application is an application made under the IP Act to have personal information amended on the basis that it is inaccurate, incomplete, out of date or misleading.
Application fee	An application fee is the fee prescribed in the RTI Regulation and payable for an access application under the RTI Act. In the reporting period, the application fee was \$40.50.
Internal Review	An internal review is a review of a decision within an agency by a person who is no less senior than the original decision maker.
External Review	An external review is a review by the Information Commissioner of a decision made by an agency or Minister.
Processing charge	Processing charges are prescribed in the RTI Regulation for searching for, or retrieving a document, and making, or doing things related to making, a decision on an application. In general, processing charges are payable for RTI Act applications where an agency or Minister spends more than five hours processing an application. The processing fees for this reporting period were \$6.25 for each 15 minutes or part thereof.
Portfolio/agencies	Agencies within a Minister's administrative responsibility are reported on under the relevant portfolio heading. For example, the Department of Justice and Attorney-General and the Office of the Attorney-General and Minister for Justice include agencies such as Legal Aid Queensland and Queensland Ombudsman.

Summary of data

The detailed data obtained from Ministers and agencies is set out in appendices 2 – 21 of this report and includes information required under:

- subsections 8(1)(a) to (g), 8(1)(j) and 8(2) of the RTI Regulation; and
- subsections 6(a) to (g) and 6(j) of the IP Regulation.

Disciplinary action

In relation to subsection 8(1)(h) of the RTI Regulation and subsection 6(h) of the IP Regulation, Ministers and agencies have advised that there has been no disciplinary action instigated against an officer arising from the administration of the Acts.

Proceedings brought for offences

Ministers and agencies have advised no proceedings were brought for offences against section 175(1) or (3) of the RTI Act or section 184(1) or (3) of the IP Act (subsection 8(1)(i) of the RTI Regulation and subsection 6(i) of the IP Regulation).

Efforts by agencies or Ministers to further the object of the RTI Act or the IP Act

Appendix 22 summarises the efforts made by agencies and statutory authorities during the 2012-13 financial year which build on efforts made in the previous year. Efforts to further the objects of the legislation are required under section 8(1)(k) of the RTI Regulation and section 6(k) of the IP Regulation.

In summary, agencies made efforts to:

- provide officers with RTI and IP awareness training for cross-skilling of RTI decision makers;
- provide IP awareness training to individuals and business units, including new officers at corporate induction sessions, e.g. RTI included in Code of Conduct training sessions;
- use redaction technology in the processing of all RTI and IP access applications to make processing more efficient and productive;
- implement, upgrade and support administrative access schemes to facilitate proactive and timely disclosure of information, e.g. RTI business process review to streamline application processes and engage with applicants early in the process; and
- engage RTI and IP practitioners in regular RTI and IP Managers' forums which assist to build strong networks across Queensland's state and local government agencies and statutory authorities.

Applications under the repealed Freedom of Information Act 1992

There were no applications carried over at 1 July 2012 under the repealed *Freedom of Information Act 1992*.

The *Right to Information Amendment Regulation (No. 1) 2013* made under the *Right to Information Act 2009* was tabled in Parliament on 19 November 2013. The amendment saw the omission of section 8(2) report to Assembly on Act's operation – Act, s 185. Therefore, this is the last time when this information will be reported.

Overview and comparison

Detailed information for each agency is presented in the appendices and summarised in the tables and figures below.

Table 1 presents summary information about 2012–13 activity by agency. It shows:

- the total number of RTI/IP access and amendment applications received increased slightly from the previous year - from 13,101 to 13,381.
- the total number of pages considered was 1,839,947, representing a 4 per cent increase from 1,762,288 in 2011–12.
- the total number of pages released in full or part equated to 85 per cent in 2012-13, roughly equal to the 2011-12 result of 87 per cent and similar to results in previous years.
- an increase in internal reviews from the previous year's total of 271 to 294 in 2012–13.
- a substantial increase in external reviews from the previous year's total of 300 to 429 for 2012–13.
- a 23 per cent increase in fees received, with a total of \$498,173 being received in 2011-12 and \$613,652 in 2012-13.

Table 1. Overview of RTI/IP access and amendment applications received by State Government (including Ministers) and local governments (total), 2012–13

It is worth noting that the processing charges and the consequence cost per page vary between agencies.

PORTFOLIO/AGENCY	RTIs	IPs	IPA	Total applns	Page numbers considered	Internal reviews	External reviews	Total fees and charges received	Processing charges ¹	\$ per page considered
Queensland Health	1,556	2,712	21	4,289	699,401	18	43	73,307.19	22,700.88	0.032
Queensland Police Service	1,249	1,105	7	2,361	53,216	55	72	110,790.70	68,790.85	1.293
Local Government, Community Recovery and Resilience	1,190	192	2	1,384	189,863	52	77	99,629.54	53,398.44	0.281
Justice and Attorney-General	1,176	158	0	1,334	227,706	33	28	73,806.10	27,783.80	0.122
Community Safety	124	681	2	807	82,746	21	19	9,609.45	4,837.75	0.058
Transport and Main Roads	652	101	1	754	51,560	25	25	62,733.50	40,346.80	0.783
Communities, Child Safety and Disability Services	230	424	1	655	181,787	13	29	18,011.30	8,696.50	0.048
Education, Training and Employment	178	382	4	564	65,077	18	25	17,938.70	12,367.70	0.190
Housing and Public Works	180	86	3	269	123,948	16	16	29,125.95	18,950.25	0.153
Energy and Water Supply	147	69	0	216	43,131	6	4	10,271.65	5,136.95	0.119
Natural Resources and Mines	137	3	0	140	23,316	9	11	19,343.25	13,412.50	0.575
Premier and Cabinet	121	3	0	124	12,041	5	16	7,828.95	3,152.95	0.262
Environment and Heritage Protection	116	2	0	118	18,300	7	11	13,760.00	9,105.25	0.498
Queensland Treasury and Trade	82	24	0	106	15,463	5	10	12,993.50	9,842.00	0.636
State Development, Infrastructure and Planning	99	2	0	101	30,511	5	26	34,666.75	30,698.75	1.006
Science, Information Technology, Innovation and the Arts	46	4	0	50	9,574	0	5	7,972.00	6,190.00	0.647
Agriculture, Fisheries and Forestry	37	2	0	39	7,420	3	5	4,693.25	3,398.75	0.458

¹ Processing charges are prescribed in the RTI Regulation for searching for, or retrieving a document, and making, or doing things related to making, a decision on an application. In general, processing charges are payable for RTI Act applications where an agency or Minister spends more than five hours processing an application. The processing fees for this reporting period were \$6.25 for each 15 minutes or part thereof.

PORTFOLIO/AGENCY	RTIs	IPs	IPA	Total applns	Page numbers considered	Internal reviews	External reviews	Total fees and charges received		\$ per page considered
National Parks, Recreation, Sport and Racing	33	2	0	35	2,665	3	6	4,096.50	2,889.00	1.084
Aboriginal and Torres Strait Islander and Multicultural Affairs	18	0	0	18	1,164	0	1	1,529.25	759.75	0.653
Tourism, Major Events, Small Business and the Commonwealth Games	17	0	0	17	1,058	0	0	1,544.00	897.50	0.848
TOTAL	7,388	5,952	41	13,381	1,839,947	294	429	613,651.53	343,356.37	0.187

Figure 1 indicates the total number of RTI/IP access and amendment applications received by agencies and Ministers increased slightly between 2011-12 (13,101) and 2012-13 (13,381). These figures include both applications for information (access applications) and applications to have personal information amended on the basis it is inaccurate, incomplete, out of date or misleading (amendment applications).

Figure 1. Number of RTI/IP access and amendment applications received, 2000-01 to 2012-13

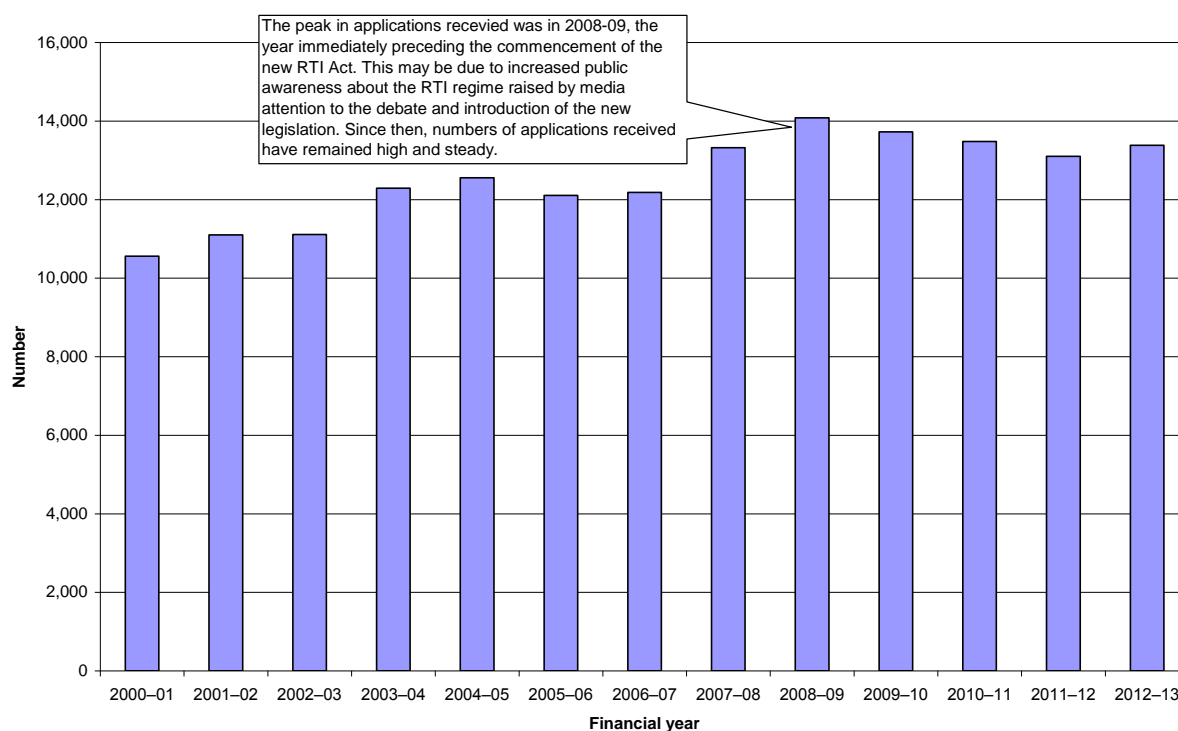


Figure 2 shows the total access applications received during the period 1992-93 to 2012-13 and depicts an increase in the number of applications received in 2012-13 after a period of slight decrease over the previous three years.

Figure 2. Access application by level of government, 1992–93 to 2012–13

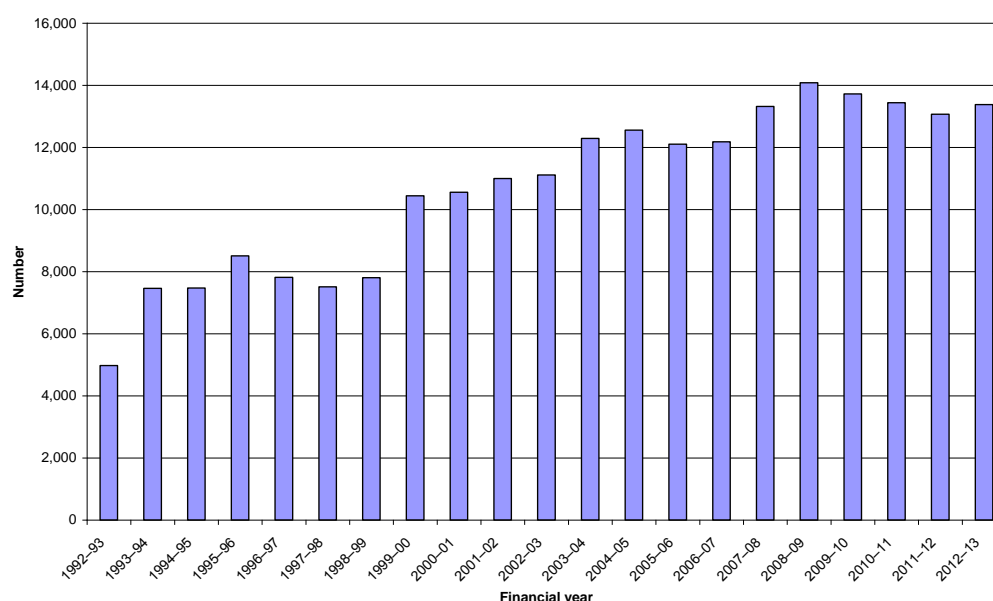


Table 2 sets out the percentage of pages released in full (with no information deleted) or part (with only some information deleted) by all Ministers and agencies (including local government) in response to access and amendment applications over the last 13 years. These percentages are based on a comparison of the total number of pages released with the total number of pages considered when assessing applications.

Table 2. Pages released in full or part, 2000–01 to 2012–13

Financial year	No. of pages considered	Per cent
2000–01		88.0
2001–02		87.0
2002–03		92.0
2003–04		91.0
2004–05		88.0
2005–06		86.0
2006–07		86.0
2007–08		86.0
2008–09 ²	2,090,345	85.0
2009–10	1,090,403	86.0
2010–11	1,584,975	85.3
2011–12	1,762,288	86.9
2012–13	1,839,790	85.1

data show that the percentage of pages released during 2012-2013 is similar to the previous seven years

² The *Right to Information Act 2009* and the *Information Privacy Act 2009* commenced on 1 July 2009.

Figure 3 show the number of IP amendment applications received. The reason for the considerable spike in amendment applications in 2003–04 is not known.

Figure 3. Number of IP amendment applications received, 1992–93 to 2012–13

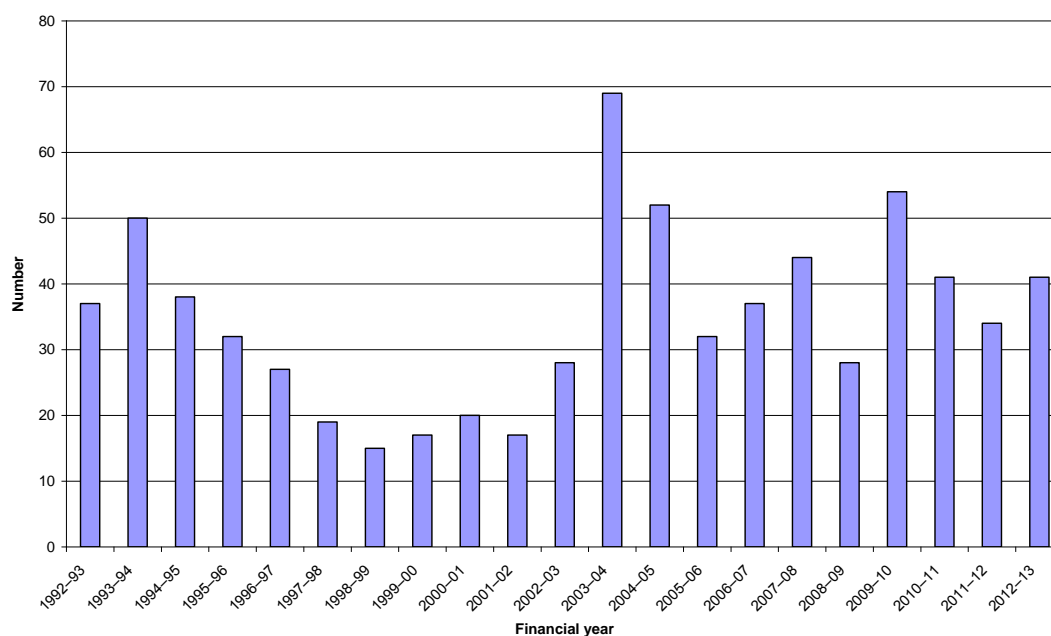


Table 3 details the total revenue received by agency. It is worth noting a 23 per cent increase in fees received in 2012–13, with a total of \$498,173 having been received in 2011-12 compared to \$613,652 in 2012–13.

Table 3. Fees and charges by portfolio, 2012–13

PORTFOLIO/AGENCY	RTI				IP
	Application fees collected	Processing charges received	Access charges received	Total fees and charges received	Access charges received
	— \$ —				
Premier and Cabinet	4,676.00	3,152.95	0.00	7,828.95	0.00
Aboriginal and Torres Strait Islander and Multicultural Affairs	769.50	759.75	0.00	1,529.25	0.00
Agriculture, Fisheries and Forestry	1,294.50	3,398.75	0.00	4,693.25	0.00
Communities, Child Safety and Disability Services	9,216.00	8,696.50	98.80	18,011.30	0.00
Community Safety	4,771.70	4,837.75	0.00	9,609.45	0.00
Queensland Police Service	41,979.45	68,790.85	20.40	110,790.70	0.00
Education, Training and Employment	5,571.00	12,367.70	0.00	17,938.70	0.00
Energy and Water Supply	5,134.70	5,136.95	0.00	10,271.65	0.00
Environment and Heritage Protection	4,411.00	9,105.25	243.75	13,760.00	0.00
Queensland Health	48,549.80	22,700.88	2,056.51	73,307.19	996.70
Housing and Public Works	6,738.50	18,950.25	3,437.20	29,125.95	0.00
Justice and Attorney-General	45,359.50	27,783.80	662.80	73,806.10	0.00
Local Government, Community Recovery and Resilience	45,597.90	53,398.44	633.20	99,629.54	43.60
National Parks, Recreation, Sport and Racing	1,207.50	2,889.00	0.00	4,096.50	0.00
Natural Resources and Mines	5,262.00	13,412.50	668.75	19,343.25	0.00
Science, Information Technology, Innovation and the Arts	1,782.00	6,190.00	0.00	7,972.00	0.00

PORTFOLIO/AGENCY	RTI			IP	
	Application fees collected	Processing charges received	Access charges received	Total fees and charges received	Access charges received
	— \$ —				
State Development, Infrastructure and Planning	3,968.00	30,698.75	0.00	34,666.75	0.00
Tourism, Major Events, Small Business and the Commonwealth Games	646.50	897.50	0.00	1,544.00	0.00
Transport and Main Roads	22,316.00	40,346.80	70.70	62,733.50	0.00
Queensland Treasury and Trade	3,151.50	9,842.00	0.00	12,993.50	0.00
TOTAL	262,403.05	343,356.37	7,892.11	613,651.53	1,040.30

Notes about Appendices 2 to 21

Deletion where no data returned

Where an agency has submitted a 'nil return' the line has been deleted from the table.

Disclosure logs section 8(1)(d) RTI Regulation

Not all documents considered will be published on a disclosure log.

Section 78 of the RTI Act applies if a person makes a valid access application to a department or a Minister. Section 78A applies if a person makes a valid access application to another agency, e.g. statutory authority.

Section 78B(1) states –

An agency maintaining a disclosure log must ensure the disclosure log complies with any guidelines published by the Minister on the Minister's website (to the extent the guidelines are consistent with this Act).

Section 78B(2) states –

Without limiting subsection (1), an agency must delete from any document or information included in a disclosure log under section 78 or 78A, any information (including an individual's name) –

- (a) the publication of which is prevented by law; or*
- (b) that may be defamatory; or*
- (c) that, if included in the disclosure log, would unreasonably invade an individual's privacy; or*
- (d) that is, or allows to be ascertained, information –*
 - (i) of a confidential nature that was communicated in confidence by a person other than the agency; or*
 - (ii) that is protected from disclosure under a contract; or*
- (e) that, if included in the disclosure log, would cause substantial harm to an entity.*

Access to some documents may have been provided in 2011-12, with documents being considered for publication or published to a disclosure log in 2012-13. In those cases, publication in 2012-13 will be reported in that year's annual report.

Recording refusal of access – section 8(1)(c) RTI Regulation and section 6(c) IP Regulation

Section 47(3)(a) of the RTI Act provides that access to a document may be refused to the extent the document comprises exempt information under section 48. Section 48(4) of the RTI Act (exempt information) defines exempt information as information that is exempt information under Schedule 3. Refusals of access to exempt information may therefore be recorded as either refusals under section 48 or Schedule 3.

Section 47(3)(b) provides that access to a document may be refused to the extent the document comprises information the disclosure of which will be contrary to the public interest under section 49. Schedule 4 then sets out the factors for deciding the public interest. Refusals of access to 'contrary to the public interest' information may therefore be recorded as either refusals under section 49 or Schedule 4.

APPENDIX 1 – Regulations

Right to Information Regulation 2009

Section 8 Report to Assembly on Act's operation – Act, section 185

- (1) For section 185(2) of the Act, details of the following matters must be included in a report under section 185(1) of the Act in relation to the financial year to which the report relates:
- (a) the number of access applications received by each agency or Minister;
 - (b) for each agency or Minister –
 - (i) the number of refusals to deal with an access application under section 40 of the Act; and
 - (ii) the number of refusals to deal with an access application under section 41 of the Act; and
 - (iii) the number of refusals to deal with an access application under section 43 of the Act;
 - (c) for each agency or Minister – the number of refusals of access under each paragraph of section 47(3) of the Act and any other particular provision of the Act relevant to the refusal;
 - (d) for each agency or Minister – the number of documents included in a disclosure log under section 78 of the Act;
 - (e) for each agency or Minister –
 - (i) the number of deemed decisions under section 46 of the Act; and
 - (ii) the number of decisions on internal review taken to have been made under section 83(2) of the Act;
 - (f) for each agency or Minister –
 - (i) the number of internal review applications received; and
 - (ii) for each application, whether the decision on the internal review was different from the decision subject to internal review, and how it was different;
 - (g) for each agency or Minister –
 - (i) the number of external review applications made in relation to a decision of the agency or Minister; and
 - (ii) the number of external review applications where there was no preceding internal review application to the agency or Minister; and
 - (iii) the number of decisions on external review that affirmed the decision of the agency or Minister; and
 - (iv) the number of decisions on external review that varied the decision of the agency or Minister; and
 - (v) the number of decisions on external review that set aside the decision of the agency or Minister and made another decision in substitution for the decision of the agency or Minister;
 - (h) any disciplinary action taken against an officer in relation to the administration of the Act;

- (i) any proceedings brought for an offence against section 175(1) or (3) of the Act;
 - (j) for each agency or Minister – the amount of fees and charges received under the Act;
 - (k) any other relevant fact indicating an effort by an agency or Minister to further the object of the Act.
- (2) Also, for section 185(2) of the Act, details for each agency or Minister of the following matters must be included in the report –
- (a) the number of applications under the repealed *Freedom of Information Act 1992* that were not finalised within the meaning of section 199(2) of the Act before –
 - (i) for the first report under section 185(1) of the Act – the commencement of section 199 of the Act; or
 - (ii) otherwise – the commencement of the financial year to which the report relates;
 - (b) the number of applications mentioned in paragraph (a) that were not finalised within the meaning of section 199(2) of the Act by the end of the financial year to which the report relates.

Information Privacy Regulation 2009

Section 6 Report to Assembly on Act's operation – Act, section 194

For section 194(2) of the Act, details of the following matters must be included in a report under section 194(1) of the Act in relation to the financial year to which the report relates -

- (a) the number of access applications and amendment applications received by each agency or Minister;
- (b) for each agency or Minister –
 - (i) the number of refusals to deal with an access application under section 59 of the Act; and
 - (ii) the number of refusals to deal with an access or amendment application under section 60 of the Act; and
 - (iii) the number of refusals to deal with an access application under section 62 of the Act; and
 - (iv) the number of refusals to deal with an amendment application under section 63 of the Act;
- (c) for each agency or Minister – the number of refusals of access under each paragraph of section 47(3) of the *Right to Information Act 2009*, as applied by section 67 of the Act, and any other particular provision of the *Right to Information Act 2009* relevant to the refusal;
- (d) for each agency or Minister –
 - (i) the number of deemed decisions under section 66 and 71 of the Act; and
 - (ii) the number of decisions on internal review taken to have been made under section 97(2) of the Act;

- (e) for each agency or Minister – the number of refusals of amendment under each provision of section 72(1) of the Act;
- (f) for each agency or Minister –
 - (i) the number of internal review applications received; and
 - (ii) for each application, whether the decision on the internal review was different from the decision subject to internal review, and how it was different;
- (g) for each agency or Minister –
 - (i) the number of external review applications made in relation to a decision of the agency or Minister; and
 - (ii) the number of external review applications where there was no preceding internal review application to the agency or Minister; and
 - (iii) the number of decisions on external review that affirmed the decision of the agency or Minister; and
 - (iv) the number of decisions on external review that varied the decision of the agency or Minister; and
 - (v) the number of decisions on external review that set aside the decision of the agency or Minister and made another decision in substitution for the decision of the agency or Minister;
- (h) any disciplinary action taken against an officer in relation to the administration of the Act;
- (i) any proceedings brought for an offence against section 184(1) or (3) of the Act;
- (j) for each agency or Minister – the amount of charges received under the Act;
- (k) any other relevant fact indicating an effort by an agency or Minister to further the object of the Act.

APPENDIX 2 – Premier and Cabinet

Table 1. Number of access applications - section 8(1)(a) RTI Regulation and section 6(a) IP Regulation (including IP amendment applications)

PORTFOLIO/AGENCY	Application type	Received	Transferred	Withdrawn	Finalised 30 June 2013
		— no. —			
Office of the Premier	Access-RTI	33	0	4	27
Department of the Premier and Cabinet	Access-RTI	70	0	12	60
Queensland Audit Office	Access-RTI	1	0	0	1
Public Service Commission	Access-RTI	15	0	2	10
Office of the Queensland Integrity Commissioner	Access-RTI	2	0	0	2
Total RTI Applications		121	0	18	100
Office of the Premier	Access-IP	1	0	0	1
Queensland Audit Office	Access-IP	2	0	1	1
Total IP Applications		3	0	1	2
TOTAL APPLICATIONS		124	0	19	102

Table 2. Number of refusals to deal - section 8(1)(b) RTI Regulation and section 6(b) IP Regulation

PORTFOLIO/AGENCY	Provision invoked	No. of times i.e. applications
Department of the Premier and Cabinet	s.41 – RTI	3
TOTAL		3

Table 3. Number of refusals of access - section 8(1)(c) RTI Regulation and section 6(c) IP Regulation

PORTFOLIO/AGENCY	Application type RTI / IP	Pages considered	Provisions invoked to refuse access	no. of times i.e. pages
Office of the Premier	RTI	2,223	s.49-sch4	454
			sch3(2)(1)(a)	1
			sch3(2)(1)(b)	24
			sch3(6)(c)(i)	34
			sch3(7)	7
			sch3(10)(1)(b)	2
			sch3(10)(4)	3
Department of the Premier and Cabinet	RTI	8,596	s.49-sch4	1,345
			sch3(1)	117
			sch3(2)	2,439
			sch3(2)(1)(b)	5
			sch3(3)	120
			sch3(5)	26
			sch3(5)(a)	22
			sch3(6)	37
			sch3(6)(c)(i)	2
			sch3(7)	425
			sch3(8)(1)	88
			sch3(10)	36

PORTFOLIO/AGENCY	Application type RTI / IP	Pages considered	Provisions invoked to refuse access	
			invoked	no. of times i.e. pages
Department of the Premier and Cabinet (<i>cont'd</i>)			sch3(10)(1)(h)	3
Queensland Audit Office	RTI	2	full release	
Public Service Commission	RTI	137	sch3(2)	2
			sch3(3)	1
			sch3(6)	1
			sch3(7)	1
			sch3(8)	1
			s.49-sch4, pt3(16)	1
			s.49-sch4, pt3(19)	2
Office of the Queensland Integrity Commissioner	RTI	105	s.49-sch4	49
Total RTI		11,063		5,248
Queensland Audit Office	IP	978	s.49-sch4	75
Total IP		978		75
TOTAL		12,041		5,323

Table 4. Number of pages included in a disclosure log - section 8(1)(d) RTI Regulation

PORTFOLIO/AGENCY	Total pages published to disclosure log
	no.
Department of the Premier and Cabinet	4,788
Queensland Audit Office	2
Public Service Commission	319
TOTAL	5,109

Table 5. Number of deemed decisions, and decisions taken to have been made on internal review - section 8(1)(e) RTI Regulation or section 6(d) IP Regulation

There were no deemed decisions or decisions taken to have been made at internal review.

Table 6. Number of refusals to amend documents - section 6(e) IP Regulation

There were no refusals to amend documents.

Table 7. Number of internal review applications - section 8(1)(f) RTI Regulation or section 6(f) IP Regulation

PORTFOLIO/AGENCY	No. of internal reviews received	Internal review decision (i.e. upheld on review or varied on review)	If decision varied, how?	Exemption
Office of the Premier	2 – RTI	Upheld on review		
	1 – RTI	Varied on review	Additional documents located	s.49-sch4 sch3(6)(c)(i)
Department of the Premier and Cabinet	1 – RTI	Upheld on review		
	1 – RTI	Varied on review	Third party objection, scope varied, documents released	s.49-sch4
TOTAL	5			

Table 8. Number of external review applications - section 8(1)(g) RTI Regulation or section 6(g) IP Regulation

PORTFOLIO/AGENCY	No. of external reviews	Type of review	Decision	Act provision
Office of the Premier	2 – RTI	Direct	With OIC for consideration	
	1 – RTI	Direct	Withdrawn	
	1 – RTI	Preceding internal review	With OIC for consideration	
	1 – RTI	Direct	Settled outcome	
Department of the Premier and Cabinet	1 – RTI	Preceding internal review	Withdrawn	
	1 – RTI	Direct	Upheld on review	
	1 – RTI	Direct	With OIC for consideration	
	1 – RTI	Direct	Withdrawn	
	1 – RTI	Direct	Settled outcome	
Public Service Commission	1 – RTI	Direct	Upheld on review	
	1 – RTI	Direct	Varied on review	Overturned by OIC—full release
	1 – RTI	Direct	Varied on review	s.49-sch4, pt3
	1 – RTI	Direct	With OIC for consideration	
Office of the Queensland Integrity Commissioner	2 – RTI	Direct	Withdrawn	
TOTAL	16			

Table 9. Amount of fees and charges received under the RTI Act - section 8(1)(j) RTI Regulation

PORTFOLIO/AGENCY	Application fees received	Processing charges received	Access charges received	Total received
		— \$ —		
Office of the Premier	1,334.00	0.00	0.00	1,334.00
Department of the Premier and Cabinet	2,734.50	2,772.40	0.00	5,506.90
Queensland Audit Office	40.50	0.00	0.00	40.50
Public Service Commission	567.00	380.55	0.00	947.55
TOTAL	4,676.00	3,152.95	0.00	7,828.95

Table 10. Amount of charges received under the IP Act - section 6(j) IP Regulation

There were no charges received under the IP Act.

APPENDIX 3 – Aboriginal and Torres Strait Islander and Multicultural Affairs

Table 1. Number of access applications - section 8(1)(a) RTI Regulation and section 6(a) IP Regulation (including IP amendment applications)

PORTFOLIO/AGENCY	Application type	Received	Transferred	Withdrawn	Finalised 30 June 2013
			— no. —		
Department of Aboriginal and Torres Strait Islander and Multicultural Affairs	Access-RTI	15	0	2	12
Minister for Aboriginal and Torres Strait Islander and Multicultural Affairs	Access-RTI	3	0	0	3
TOTAL APPLICATIONS		18	0	2	15

Table 2. Number of refusals to deal - section 8(1)(b) RTI Regulation and section 6(b) IP Regulation

There were no refusals to deal.

Table 3. Number of refusals of access - section 8(1)(c) RTI Regulation and section 6(c) IP Regulation

PORTFOLIO/AGENCY	Application type RTI / IP	Pages considered	Provisions invoked to refuse access	no. of times i.e. pages
			invoked	
Department of Aboriginal and Torres Strait Islander and Multicultural Affairs	RTI	1,150	s.49, sch 4	162
			s.52(1)(a)	2
			sch3(10)(4)	349
			sch3(2)	444
			sch3(6)(c)(i)	19
Minister for Aboriginal and Torres Strait Islander and Multicultural Affairs	RTI	14	s.49-sch4	10
TOTAL		1,164		986

Table 4. Number of pages included in a disclosure log - section 8(1)(d) RTI Regulation

There were no pages included in the disclosure log.

Table 5. Number of deemed decisions, and decisions taken to have been made on internal review - section 8(1)(e) RTI Regulation or section 6(d) IP Regulation

There were no deemed decisions or decisions taken to have been made at internal review.

Table 6. Number of refusals of amendment – section 6(e) IP Regulation

There were no refusals to amend documents.

Table 7. Number of internal review applications - section 8(1)(f) RTI Regulation or section 6(f) IP Regulation

There were no internal review applications received.

Table 8. Number of external review applications - section 8(1)(g) RTI Regulation or section 6(g) IP Regulation

PORTFOLIO/AGENCY	No. of external reviews	Type of review	Decision	Act provision
Department of Aboriginal and Torres Strait Islander and Multicultural Affairs	1 – RTI	Direct	Withdrawn	
TOTAL	1			

Table 9. Amount of fees and charges received under the RTI Act - section 8(1)(j) RTI Regulation

PORTFOLIO/AGENCY	Application fees received	Processing charges received	Access charges received	Total received
		— \$ —		
Department of Aboriginal and Torres Strait Islander and Multicultural Affairs	648.00	759.75	0.00	1,407.75
Minister for Aboriginal and Torres Strait Islander and Multicultural Affairs	121.50	0.00	0.00	121.50
TOTAL	769.50	759.75	0.00	1,529.25

Table 10. Amount of charges received under the IP Act - section 6(j) IP Regulation

There were no charges received under the IP Act.

APPENDIX 4 – Agriculture, Fisheries and Forestry

Table 1. Number of access applications - section 8(1)(a) RTI Regulation and section 6(a) IP Regulation (including IP amendment applications)

PORTFOLIO/AGENCY	Application type	Received	Transferred	Withdrawn	Finalised 30 June 2013
		— no. —			
Department of Agriculture, Fisheries and Forestry	Access-RTI	28	1	4	20
Minister for Agriculture, Fisheries and Forestry	Access-RTI	5	0	1	4
Queensland Rural Adjustment Authority	Access-RTI	3	0	1	1
Safe Food Production Queensland	Access-RTI	1	0	0	1
Total RTI Applications		37	1	6	26
Department of Agriculture, Fisheries and Forestry	Access-IP	2	0	0	2
Total IP Applications		2	0	0	2
TOTAL APPLICATIONS		39	1	6	28

Table 2. Number of refusals to deal - section 8(1)(b) RTI Regulation and section 6(b) IP Regulation

PORTFOLIO/AGENCY	Provision invoked	No. of times i.e. applications
Queensland Rural Adjustment Authority	s.41 – RTI	1
TOTAL		1

Table 3. Number of refusals of access - section 8(1)(c) RTI Regulation and section 6(c) IP Regulation

PORTFOLIO/AGENCY	Application type RTI / IP	Pages considered	Provisions invoked to refuse access	no. of times i.e. pages
			invoked	
Department of Agriculture, Fisheries and Forestry	RTI	7,390	s.52	6
			sch3(2)(1)(a)	36
			sch3(2)(1)(c)	21
			sch3(1)	16
			sch3(3)	17
			sch3(6)	21
			sch3(6)(c)(i)	8
			sch3(7)	127
			sch3(10)	2
			sch3(10)(1)(a)	86
			sch3(12)	3
			s.49-sch4	1066
Minister for Agriculture, Fisheries and Forestry	RTI	6	s.52	1
			s.49-sch4	1
Safe Food Production Queensland	RTI		s.52	1
Total RTI		7,396		1,412
Department of Agriculture, Fisheries and Forestry	IP	24		0
Total IP		24		0
TOTAL		7,420		1,412

Table 4. Number of pages included in a disclosure log - section 8(1)(d) RTI Regulation

PORTFOLIO/AGENCY	Total pages published to disclosure log no.
Department of Agriculture, Fisheries and Forestry	4
TOTAL	4

Table 5. Number of deemed decisions, and decisions taken to have been made on internal review - section 8(1)(e) RTI Regulation or section 6(d) IP Regulation

There were no deemed decisions or decisions taken to have been made at internal review.

Table 6. Number of refusals to amend documents - section 6(e) IP Regulation

There were no refusals to amend documents.

Table 7. Number of internal review applications - section 8(1)(f) RTI Regulation or section 6(f) IP Regulation

PORTFOLIO/AGENCY	No. of internal reviews received	Internal review decision (i.e. upheld on review or varied on review)	If decision varied, how?	Exemption
Department of Agriculture, Fisheries and Forestry	1 – RTI	Varied on review	Information removed under another exemption	sch3(8)(1)
	1 – RTI	Varied on review	Initial decision to impose processing charge overturned	
	1 – RTI	Upheld on review		
TOTAL	3			

Table 8. Number of external review applications - section 8(1)(g) RTI Regulation or section 6(g) IP Regulation

PORTFOLIO/AGENCY	No. of external reviews	Type of review	Decision	Act provision
Department of Agriculture, Fisheries and Forestry	1 – RTI	Preceding internal review	Upheld on review	
	1 – RTI	Preceding internal review	OIC conducting review	
	1 – RTI	Preceding internal review	Varied on review	s.36(1)(a)
Minister for Agriculture, Fisheries and Forestry	2 – RTI	Direct	Withdrawn	
TOTAL	5			

Table 9. Amount of fees and charges received under the RTI Act - section 8(1)(j) RTI Regulation

PORTFOLIO/AGENCY	Application fees received	Processing charges received	Access charges received	Total received
		— \$ —		
Department of Agriculture, Fisheries and Forestry	1,092.00	2,880.00	0.00	3,972.00
Minister for Agriculture, Fisheries and Forestry	202.50	518.75	0.00	721.25
TOTAL	1,294.50	3,398.75	0.00	4,693.25

Table 10. Amount of charges received under the IP Act - section 6(j) IP Regulation

There were no charges received under the IP Act.

APPENDIX 5 – Communities, Child Safety and Disability Services

Table 1. Number of access applications - section 8(1)(a) RTI Regulation and section 6(a) IP Regulation (including IP amendment applications)

PORTFOLIO/AGENCY	Application type	Received	Transferred	Withdrawn	Finalised 30 June 2013
— no. —					
Department of Communities, Child Safety and Disability Services	Access-RTI	224	2	27	218
Minister for Communities, Child Safety and Disability Services	Access-RTI	6	0	0	6
Total RTI Applications		230	2	27	224
Department of Communities, Child Safety and Disability Services	Access-IP	422	1	20	351
Minister for Communities, Child Safety and Disability Services	Access-IP	1	0	0	0
Commission for Children, Young People and Child Guardian	Access-IP	1	0	0	1
Total IP Applications		424	1	20	352
Department of Communities, Child Safety and Disability Services	Amendment-IP	1	0	0	2
Total IP Amendment Applications		1	0	0	2
TOTAL APPLICATIONS		655	3	47	578

Table 2. Number of refusals to deal - section 8(1)(b) RTI Regulation and section 6(b) IP Regulation

PORTFOLIO/AGENCY	Provision invoked	No. of times i.e. applications
Department of Communities, Child Safety and Disability Services	s.43 RTI	1
	s.41 RTI	1
Total RTI		2
Department of Communities, Child Safety and Disability Services	s.62 IP	3
Total IP		3
TOTAL		5

Table 3. Number of refusals of access - section 8(1)(c) RTI Regulation and section 6(c) IP Regulation

PORTFOLIO/AGENCY	Application type RTI / IP	Pages considered	Provisions invoked to refuse access	no. of times i.e. pages
Department of Communities, Child Safety and Disability Services	RTI	61,383	s.49-sch4	27,060
	RTI		s.50	10
	RTI		s.52(1)(a)	11
	RTI		s.52(1)(b)	10
	RTI		s.53(a)	148
	RTI		sch3(10)(1)(a)	580
	RTI		sch3(10)(1)(b)	478
	RTI		sch3(10)(1)(f)	44
	RTI		sch3(10)(1)(h)	15
	RTI		sch3(10)(1)(i)	586
	RTI		sch3(10)(1)(j)	34
	RTI		sch3(10)(4)	3,753

PORTFOLIO/AGENCY	Application type RTI / IP	Pages considered	Provisions invoked to refuse access	no. of times i.e. pages
			invoked	
Department of Communities, Child Safety and Disability Services (cont'd)	RTI		sch3(12)(1)	6,658
	RTI		sch3(2)	7
	RTI		sch3(2)(1)(c)	433
	RTI		sch3(6)(a)	10
	RTI		sch3(6)(c)(i)	43
	RTI		sch3(7)	113
	RTI		sch3(8)(1)	226
Minister for Communities, Child Safety and Disability Services	RTI	227	s.49-sch4	25
	RTI		s.52(1)(a)	2
	RTI		sch3(10)(4)	35
	RTI		sch3(6)	14
Total RTI		61,610		40,295
Department of Communities, Child Safety and Disability Services	IP	119,978	s.49-sch4	43,395
	IP		s.50	2,432
	IP		s.52(1)(a)	6
	IP		s.52(1)(b)	13
	IP		s.53(a)	1,877
	IP		sch3(10)(1)(b)	535
	IP		sch3(10)(1)(e)	155
	IP		sch3(10)(1)(f)	144
	IP		sch3(10)(1)(i)	610
	IP		sch3(12)(1)	24,346
	IP		sch3(7)	330
Commission for Children, Young People and Child Guardian	IP	199	s.49-sch4	3
Total IP		120,177		73,846
TOTAL		181,787		114,141

Note: The number of times section 52 is invoked does not equate to the number of pages the provision applies to as a page count is unavailable for documents non-existent or unlocatable.

Table 4. Number of pages included in a disclosure log - section 8(1)(d) RTI Regulation

PORTFOLIO/AGENCY	Total pages published to disclosure log
	no.
Department of Communities, Child Safety and Disability Services	672
TOTAL	672

Table 5. Number of deemed decisions, and decisions taken to have been made on internal review - section 8(1)(e) RTI Regulation or section 6(d) IP Regulation

PORTFOLIO/AGENCY	Provision invoked	No. of times
Department of Communities, Child Safety and Disability Services	s.83(2) RTI	2
Total RTI		2
Department of Communities, Child Safety and Disability Services	s.66 IP	3
	s.97(2) IP	1
Total IP		4
TOTAL		6

Table 6. Number of refusals of amendment - section 6(e) IP Regulation

PORTFOLIO/AGENCY	Provision invoked	No. of times
Department of Communities, Child Safety and Disability Services	s.72(1)(a)(i)	17
TOTAL		17

Table 7. Number of internal review applications - section 8(1)(f) RTI Regulation or section 6(f) IP Regulation

PORTFOLIO/AGENCY	No. of internal reviews received	Internal review decision (i.e. upheld on review or varied on review)	If decision varied, how?	Exemption
Department of Communities, Child Safety and Disability Services	2 – RTI	Affirmed original decision	Deemed	s.83(2)
	2 – RTI	Upheld on review		
	1 – RTI	Varied on review	7 pages released in part	sch3(12)(1)
	1 – RTI	Varied on review	12 pages released in part	s.49-sch4
	1 – RTI	Varied on review	11 pages refused access	s.49-sch4
			3 pages released in full	s.49-sch4, sch3(12)(1)
	1 – RTI	Varied on review	4 pages released in part	
	1 – RTI	Varied on review	1 page released in full	
	1 – RTI	Varied on review	4 pages released in full	
			5 pages released in full	
	1 – RTI	Varied on review	3 pages released in part	sch3(10)(1)(i)
Total RTI	11			
Department of Communities, Child Safety and Disability Services	1 – IP	Affirmed original decision	Deemed	s.97(2)
Department of Communities, Child Safety and Disability Services	1 – IP	Varied on review	3 pages released in full 11 pages released in part	s.49-sch4
Total IP	2			
TOTAL	13			

Table 8. Number of external review applications - section 8(1)(g) RTI Regulation or section 6(g) IP Regulation

PORTFOLIO/AGENCY	No. of external reviews	Type of review	Decision	Act provision
Department of Communities, Child Safety and Disability Services	2 – RTI	Direct		Outside of review timeframe
	8 – RTI	Direct		Withdrawn
	1 – RTI	Direct	Upheld on review	
	4 – RTI	Preceding internal review		Withdrawn
	1 – RTI	Preceding internal review		Outside of review timeframe
	5 – RTI	Direct		OIC conducting review
Minister for Communities, Child Safety and Disability Services	2 – RTI	Direct		OIC conducting review
Total RTI	23			
Department of Communities, Child Safety and Disability Services	1 – IP	Direct		OIC conducting review
	5 – IP	Direct		Withdrawn
Total IP	6			
TOTAL	29			

Table 9. Amount of fees and charges received under the RTI Act - section 8(1)(j) RTI Regulation

PORTFOLIO/AGENCY	Application fees received	Processing charges received	Access charges received	Total received
		— \$ —		
Department of Communities, Child Safety and Disability Services	8,973.00	8,696.50	98.80	17,768.30
Minister for Communities, Child Safety and Disability Services	243.00	0.00	0.00	243.00
TOTAL	9,216.00	8,696.50	98.80	18,011.30

Table 10. Amount of charges received under the IP Act - section 6(j) IP Regulation

There were no charges received under the IP Act.

APPENDIX 6 – Community Safety

Note: RTI and IP statistics for the Office of the Minister for Police, Corrective Services and Emergency Services, as well as the Parole Boards, are included in the Department of Community Safety's statistics (outlined below).

Table 1. Number of access applications - section 8(1)(a) RTI Regulation and section 6(a) IP Regulation (including IP amendment applications)

PORTFOLIO/AGENCY	Application type	Received	Transferred	Withdrawn	Finalised 30 June 2013
— no. —					
Department of Community Safety	Access-RTI	124	2	19	94
Total RTI Applications		124	2	19	94
Department of Community Safety	Access-IP	681	1	168	464
Total IP Applications		681	1	168	464
Department of Community Safety	Amendment-IP	2	0	0	1
Total IP Amendment Applications		2	0	0	1
TOTAL APPLICATIONS		807	3	187	559

Table 2. Number of refusals to deal - section 8(1)(b) RTI Regulation and section 6(b) IP Regulation

PORTFOLIO/AGENCY	Provision invoked	No. of times <i>i.e. applications</i>
Department of Community Safety	s.43 RTI	1
Total RTI		1
Department of Community Safety	s.62 IP	3
	s.63 IP	1
Total IP		4
TOTAL		5

Table 3. Number of refusals of access - section 8(1)(c) RTI Regulation and section 6(c) IP Regulation

PORTFOLIO/AGENCY	Application type RTI / IP	Pages considered	Provisions invoked to refuse access	no. of times <i>i.e. pages</i>
			invoked	
Department of Community Safety	RTI	19,128	s.53(a)	2
			sch3(2)(1)(a)	4
			sch3(6)(c)(i)	2
			sch3(7)	78
			sch3(10)(1)(a)	15
			sch3(10)(1)(e)	101
			sch3(10)(1)(f)	52
			sch3(10)(1)(i)	144
			sch3(10)(4)	1,031
			s.49-sch4	1,903
			s.49-sch4, pt4(5)	2
			s.49-sch4, pt4(6)	955
			s.49-sch4, pt4(7)(1)(b)	1,024
Total RTI		19,128		5,313

PORTFOLIO/AGENCY	Application type RTI / IP	Pages considered	Provisions invoked to refuse access	no. of times i.e. pages
			invoked	
Department of Community Safety (cont'd)	IP	63,618	s.51	59
			s.52	7
			s.53(a)	362
			sch3(7)	538
			sch3(8)(1)	9
			sch3(10)	164
			sch3(10)(1)(a)	6
			sch3(10)(1)(c)	1,114
			sch3(10)(1)(d)	7
			sch3(10)(1)(f)	3
			sch3(10)(1)(i)	859
			sch3(12)	126
			s.49-sch4	5,352
			s.49-sch4, pt4(4)(1)(b)	1
			s.49-sch4, pt4(5)	89
			s.49-sch4, pt4(6)	1,973
Total IP		63,618		10,669
TOTAL		82,746		15,982

Table 4. Number of pages included in a disclosure log - section 8(1)(d) RTI Regulation

PORTFOLIO/AGENCY	Total pages published to disclosure log
	no.
Department of Community Safety	3,293
TOTAL	3,293

Table 5. Number of deemed decisions, and decisions taken to have been made on internal review - section 8(1)(e) RTI Regulation or section 6(d) IP Regulation

PORTFOLIO/AGENCY	Provision invoked	No. of times
Department of Community Safety	s.97(2) IP	1
TOTAL		1

Table 6. Number of refusals of amendment - section 6(e) IP Regulation

There were no refusals to amend documents.

Table 7. Number of internal review applications - section 8(1)(f) RTI Regulation or section 6(f) IP Regulation

PORTFOLIO/AGENCY	No. of internal reviews received	Internal review decision (i.e. upheld on review or varied on review)	If decision varied, how?	Exemption
Department of Community Safety	1 - RTI	Varied on review	Additional documents located	sch3(7)
	1 - RTI	Varied on review	Additional documents located	s.49-sch4
Total RTI	2			
Department of Community Safety	1 - IP	Upheld on review		s.49-sch4
	1 - IP	Affirmed original decision	Deemed	
	1 - IP	Upheld on review		s.49-sch4
	1 - IP	Varied on review	Documents released on review	s.49-sch4, sch3(7)
	1 - IP	Varied on review	Additional documents located	s.49-sch4
	1 - IP	Varied on review	Documents released administratively	sch3(10)(1)(i)
	1 - IP	Upheld on review		s.52
	1 - IP	Upheld on review		sufficiency of search
	1 - IP	Varied on review	Additional documents located	sch3(7)
	1 - IP	Upheld on review		sch3(10)(1)(i)
	1 - IP	Varied on review	Additional documents located	s.49-sch4, pt4(6)
	1 - IP	Upheld on review		s.49-sch4
	1 - IP	Varied on review	Documents located and provided	s.52
	1 - IP	Withdrawn		
	1 - IP	Upheld on review		s.49-sch4, pt4(6)
	1 - IP	Varied on review	Documents located and provided	s.52
	1 - IP	Upheld on review		sch3(10)(1)(i)
	1 - IP	Varied on review	Documents released on review	s.49-sch4, pt4(6)
	1 - IP	Varied on review	No additional documents located	s.52
Total IP	19			
TOTAL	21			

Table 8. Number of external review applications - section 8(1)(g) RTI Regulation or section 6(g) IP Regulation

PORTFOLIO/AGENCY	No. of external reviews	Type of review	Decision	Act provision
Department of Community Safety	1 – RTI	Direct	Varied on review	s.49-sch4, sch3(10)(1)(f)
	1 – RTI	Direct	Varied on review	s.49-sch4, pt4(6)
	1 – RTI	Preceding internal review	Varied on review	sch3(7)
	1 – RTI	Direct	Upheld on review	s.52
	1 – RTI	Direct	Varied on review	s.53(a), sch3(2)(1)(a)
	1 – RTI	Direct	Upheld on review	sch3(12)(1)
	1 – RTI	Direct	Withdrawn	s.49-sch4, pt4(6)
Total RTI	7			
Department of Community Safety	1 - IP	Preceding internal review	Varied on review	s.49-sch4
	1 - IP	Direct	Withdrawn	s.49-sch4, sch3(7)

PORTFOLIO/AGENCY	No. of external reviews	Type of review	Decision	Act provision
Department of Community Safety (cont'd)	1 - IP	Preceding internal review	Upheld on review	s.49-sch4
	1 - IP	Direct	Varied on review	s.49-sch4, pt4(6)
	1 - IP	Preceding internal review	Upheld on review	s.52
	1 - IP	Preceding internal review	Upheld on review	sufficiency of search
	1 - IP	Preceding internal review	Withdrawn	s.49-sch4
	1 - IP	Direct	Upheld on review	s.62
	1 - IP	Direct	Varied on review	s.49-sch4
	1 - IP	Direct	Upheld on review	s.49-sch4
	1 - IP	Direct	Withdrawn	s.52
	1 - IP	Direct	Withdrawn	s.64(2)
Total IP	12			
TOTAL	19			

Table 9. Amount of fees and charges received under the RTI Act - section 8(1)(j) RTI Regulation

PORTFOLIO/AGENCY	Application fees received	Processing charges received	Access charges received	Total received
		— \$ —		
Department of Community Safety	4,771.70	4,837.75	0.00	9,609.45
TOTAL	4,771.70	4,837.75	0.00	9,609.45

Table 10. Amount of charges received under the IP Act - section 6(j) IP Regulation

There were no charges received under the IP Act.

APPENDIX 7 – Queensland Police Service

Table 1. Number of access applications - section 8(1)(a) RTI Regulation and section 6(a) IP Regulation (including IP amendment applications)

PORTFOLIO/AGENCY	Application type	Received	Transferred	Withdrawn	Finalised 30 June 2013
— no. —					
Queensland Police Service	Access-RTI	1,247	3	357	796
Minister for Police and Community Safety	Access-RTI	2	0	0	2
Total RTI Applications		1,249	3	357	798
Queensland Police Service	Access-IP	1,105	2	119	892
Total IP Applications		1,105	2	119	892
Queensland Police Service	Amendment-IP	7	0	0	7
Total IP Amendment Applications		7	0	0	7
TOTAL APPLICATIONS		2,361	5	476	1,697

Table 2. Number of refusals to deal - section 8(1)(b) RTI Regulation and section 6(b) IP Regulation

PORTFOLIO/AGENCY	Provision invoked	No. of times i.e. applications
Queensland Police Service	s.40 RTI	13
	s.43 RTI	9
Total RTI		22
Queensland Police Service	s.59 IP	11
	s.60 IP	3
	s.62 IP	9
Total IP		23
TOTAL		45

Table 3. Number of refusals of access - section 8(1)(c) RTI Regulation and section 6(c) IP Regulation

PORTFOLIO/AGENCY	Application type RTI / IP	Pages considered	Provisions invoked to refuse access	no. of times i.e. pages
			invoked	
Queensland Police Service	RTI	29,635	sch3(1)	1
			sch3(2)	20
			sch3(2)(1)(b)	3
			sch3(6)	1
			sch3(6)(c)(i)	23
			sch3(7)	6
			sch3(8)(1)	2
			sch3(10)(1)(a)	203
			sch3(10)(1)(b)	7
			sch3(10)(1)(c)	1,688
			sch3(10)(1)(d)	2
			sch3(10)(1)(e)	190
			sch3(10)(1)(f)	438
			sch3(10)(1)(g)	143

PORTFOLIO/AGENCY	Application type RTI / IP	Pages considered	Provisions invoked to refuse access	no. of times i.e. pages
Queensland Police Service (cont'd)	RTI		invoked	
			sch3(10)(1)(h)	1
			sch3(10)(1)(i)	131
			sch3(10)(3)	5
			sch3(10)(4)	467
			sch3(10)(5)(b)	2
			sch3(12)	11
			s.49-sch4	13,790
			s.52	33
			s.53(a)	277
			s.53(c)	57
			s.53(d)	1,705
			sch3(6)(c)(i)	70
			s.49-sch4, pt4(6)	21
Total RTI		29,855		19,297
Queensland Police Service	IP	23,361	sch3(6)	3
			sch3(7)	35
			sch3(10)	2
			sch3(10)(1)(a)	125
			sch3(10)(1)(b)	1
			sch3(10)(1)(d)	10
			sch3(10)(1)(e)	66
			sch3(10)(1)(f)	154
			sch3(10)(1)(g)	50
			sch3(10)(1)(h)	5
			sch3(10)(1)(i)	1
			sch3(10)(3)	11
			sch3(10)(4)	273
			sch3(10)(5)(c)	8
			sch3(12)	6
			s.49-sch4	11,189
			s.52	108
			s.53(a)	99
Total IP		23,361		12,146
TOTAL		53,216		31,443

Table 4. Number of pages included in a disclosure log - section 8(1)(d) RTI Regulation

PORTFOLIO/AGENCY	Total pages published to disclosure log
Queensland Police Service	8,547
TOTAL	8,547

Table 5. Number of deemed decisions, and decisions taken to have been made on internal review - section 8(1)(e) RTI Regulation or section 6(d) IP Regulation

PORTFOLIO/AGENCY	Provision invoked	No. of times
Queensland Police Service	s.46 RTI	4
	s.83(2) RTI	2
Total RTI		6

PORTFOLIO/AGENCY	Provision invoked	No. of times
Queensland Police Service (<i>cont'd</i>)	s.66 IP	1
Total IP		1
TOTAL		7

Table 6. Number of refusals of amendment - section 6(e) IP Regulation

There were no refusals to amend documents.

Table 7. Number of internal review applications - section 8(1)(f) RTI Regulation or section 6(f) IP Regulation

PORTFOLIO/AGENCY	No. of internal reviews received	Internal review decision (i.e. upheld on review or varied on review)	If decision varied, how?	Exemption
Queensland Police Service	32 - RTI	Upheld on review		s.49-sch4, pt4(6)
		Upheld on review		s.53(a), sch3(10)(1)(f)
		Affirmed original decision	Deemed	s.49-sch4, pt4(6)
		Upheld on review		s.83(2)
		Upheld on review		s.49-sch4, pt4(6)
		Upheld on review		s.49-sch4, pt4(6)
		Upheld on review		s.49-sch4, pt4(6)
		Upheld on review		sch3(10)(1)(e)
		Upheld on review		s.49-sch4, pt4(6)
		Upheld on review		sch3(10)(1)(f)
		Upheld on review		s.52, sch3(10)(1)(f)
		Upheld on review		s.49-sch4, pt4(6)
		Varied on review	Personal information of third parties released following consultation	
		Upheld on review		s.53(a)
		Upheld on review		s.49-sch4, pt4(6)
		Varied on review	Information initially not released was released	
		Upheld on review		s.52
		Varied on review	Information initially not released was released	
		Varied on review	Information initially not released was released	
		Upheld on review		s.49-sch4, pt4(6)
		Upheld on review		sch3(10)(4)
		Affirmed original decision	Deemed	s.83(2)
		Upheld on review		s.49-sch4, pt4(6)
		Upheld on review		s.53(a), sch3(10)(1)(f)
		Varied on review	Information initially not released was released	
		Upheld on review		sch3(10)(1)(a)
		Upheld on review		s.49-sch4, pt4(7)(1)(c)
		Upheld on review		s.52
		Varied on review	Information initially not released was released	
		Upheld on review		n/a – internal review re sufficiency of search
		Upheld on review		s.49-sch4, pt4(6)
		Varied on review	Additional documents provided	
		Varied on review	Additional documents provided	
Total RTI	32			

PORTFOLIO/AGENCY	No. of internal reviews received	Internal review decision (i.e. upheld on review or varied on review)	If decision varied, how?	Exemption
Queensland Police Service (cont'd)	23 - IP	Varied on review	Additional documents located and provided	
		Upheld on review		s.49-sch4, pt4(6)
		Varied on review	Information initially not released was released	
		Upheld on review		sch3(10)(4)
		Varied on review	Additional documents located and released	
		Upheld on review		s.49-sch4, pt4(6)
		Upheld on review		sch3(10)(1)(a)
		Upheld on review		s.53(a)
		Upheld on review		sch3(10)(1)(h)
		Upheld on review		s.49-sch4, pt4(6)
		Upheld on review		s.49-sch4, pt4(6)
		Varied on review	Additional documents located and released	
		Upheld on review		s.49-sch4, pt4(6)
		Upheld on review		sch3(7), sch3(10)(1)(f)
		Upheld on review		s.53(5)
		Upheld on review		s.52
		Upheld on review		s.49-sch4, pt4(6)
		Upheld on review		s.52
		Upheld on review		s.49-sch4, pt4(6)
		Upheld on review		s.52
		Upheld on review		s.49-sch4, pt4(6)
		Upheld on review		s.62
		Varied on review	Information initially not released was released	
		Upheld on review		s.49-sch4, pt4(6)
Total IP	23			
TOTAL	55			

Table 8. Number of external review applications - section 8(1)(g) RTI Regulation or section 6(g) IP Regulation

PORTFOLIO/AGENCY	No. of external reviews	Type of review	Decision	Act provision
Queensland Police Service	3 – RTI	Direct	Varied on review – documents released on review	s.49-sch4, pt4(6)
	3 – RTI	Preceding internal review	Settled outcome – informal resolution	
	6 – RTI	Direct	Settled outcome – informal resolution	
	2 – RTI	Preceding internal review	Varied on review – documents released on review	s.49-sch4, pt4(6)
	1 – RTI	Direct	Upheld on review	s.49-sch4, pt3(7)
	1 – RTI	Preceding internal review	Upheld on review	sch3(10)(1)(c)
	1 – RTI	Direct	Upheld on review	sch3(10)(1)(e)
	1 – RTI	Direct	Pending	
	1 – RTI	Direct	Withdrawn	
	1 – RTI	Preceding internal review	Upheld on review	s.49-sch4, pt4(6)
	1 – RTI	Preceding internal review	Upheld on review	sch3(10)(1)(a)
	2 – RTI	Preceding internal review	Pending	
Total RTI	22			

PORTFOLIO/AGENCY	No. of external reviews	Type of review	Decision	Act provision
Queensland Police Service (cont'd)	29 – IP	Direct	Settled outcome – informal resolution	
	9 – IP	Preceding internal review	Settled outcome – informal resolution	
	4 – IP	Direct	OIC decided not to review	
	1 – IP	Direct	Upheld on review	sch3(7)
	1 – IP	Direct	Varied on review – documents released on review	s.49-sch4, pt4(6)
	1 – IP	Direct	Withdrawn	
	1 – IP	Preceding internal review	OIC decided not to review	
	4 – IP	Direct	Pending	
Total IP	50			
TOTAL	72			

Table 9. Amount of fees and charges received under the RTI Act - section 8(1)(j) RTI Regulation

PORTFOLIO/AGENCY	Application fees received	Processing charges received	Access charges received	Total received
		— \$ —		
Queensland Police Service	41,938.95	68,484.85	20.40	110,444.20
Minister for Police and Community Safety	40.50	306.00	0.00	346.50
TOTAL	41,979.45	68,790.85	20.40	110,790.70

Table 10. Amount of charges received under the IP Act - section 6(j) IP Regulation

There were no charges received under the IP Act.

APPENDIX 8 – Education, Training and Employment

Table 1. Number of access applications - section 8(1)(a) RTI Regulation and section 6(a) IP Regulation (including IP amendment applications)

PORTFOLIO/AGENCY	Application type	Received	Transferred	Withdrawn	Finalised 30 June 2013
		— no. —			
Department of Education, Training and Employment	Access-RTI	143	2	62	66
Minister for Education, Training and Employment	Access-RTI	2	0	0	2
Griffith University	Access-RTI	4	0	0	3
James Cook University	Access-RTI	2	0	1	2
Non-State School Accreditation Board	Access-RTI	1	0	0	1
Queensland University of Technology	Access-RTI	6	0	1	5
University of Queensland	Access-RTI	14	0	1	13
University of Southern Queensland	Access-RTI	6	0	0	4
Total RTI Applications		178	2	65	96
Department of Education, Training and Employment	Access-IP	218	0	40	187
Central Queensland University	Access-IP	3	0	0	3
Gold Coast Institute of TAFE	Access-IP	109	0	0	109
Griffith University	Access-IP	1	0	0	1
Queensland University of Technology	Access-IP	5	0	2	3
Southbank Institute of Technology	Access-IP	1	0	0	1
University of Queensland	Access-IP	40	0	0	37
University of Southern Queensland	Access-IP	5	0	1	3
Total IP Applications		382	0	43	344
Department of Education, Training and Employment	Amendment-IP	3	0	0	3
Southbank Institute of Technology	Amendment-IP	1	0	0	1
Total IP Amendment Applications		4	0	0	4
TOTAL APPLICATIONS		564	2	108	444

Table 2. Number of refusals to deal - section 8(1)(b) RTI Regulation and section 6(b) IP Regulation

PORTFOLIO/AGENCY	Provision invoked	No. of times <i>i.e. applications</i>
Department of Education, Training and Employment	s.41 RTI	2
University of Queensland	s.41 RTI	1
	s.43 RTI	1
Total RTI		4
Department of Education, Training and Employment	s.62 IP	1
Total IP		1
TOTAL		5

Table 3. Number of refusals of access - section 8(1)(c) RTI Regulation and section 6(c) IP Regulation

PORTFOLIO/AGENCY	Application type RTI / IP	Pages considered	Provisions invoked to refuse access	no. of times i.e. pages
			invoked	
Department of Education, Training and Employment	RTI	12,847	s.47(3)(b)	2,645
			s.49-sch4, pt4	2,645
			sch3(2)(1)(c)	50
			sch3(7)	1,934
			sch3(10)(1)(a)	481
			sch3(8)(1)	66
			s.52(1)(a)	5
Minister for Education, Training and Employment	RTI	234	s.47(3)(b)	107
			s.49-sch4, pt4	107
Griffith University	RTI	0	s.52(1)(a)	2
James Cook University	RTI	4	full access	
Non-State School Accreditation Board	RTI	401	s.47(3)(b)	4
			s.49-sch4, pt4	4
Queensland University of Technology	RTI	465	sch3(7)	9
			sch3(10)(1)(a)	10
			s.49-sch4, pt4	325
University of Queensland	RTI	2,960	sch3(7)	122
			sch3(8)(1)	93
			sch3(6)(a)	3
			sch3(10)(4)	69
			s.49-sch4, pt4	1,375
			s.47(3)(e)	2
			s.53(a)	117
University of Southern Queensland	RTI	1,109	s.47(3)(b)	495
			sch3(8)(1)	317
Total RTI		18,020		10,987
Department of Education, Training and Employment	IP	38,602	s.47(3)(b)	3,571
			s.49-sch4, pt 4	3,571
			sch3(7)	3,696
			sch3(10)(1)(b)	79
			sch3(10)(4)	123
			sch3(8)(1)	21
			sch3(12)(1)	8
			s.47(3)(c)	34
			s.54	2
			s.52(1)(a)	4
Central Queensland University	IP	584	s.47(3)(b)	29
Gold Coast Institute of TAFE		763	full access	
Griffith University	IP	0	s.52(1)(a)	1
Queensland University of Technology		2,184	sch3(7)	7
			sch3(10)(1)(a)	866
			s.49-sch4, pt4	214
Southbank Institute of Technology	IP	16	full access	
University of Queensland	IP	4,658	sch3(7)	5
			sch3(10)(4)	734
			s.49-sch4, pt 4	1,091
			s.47(3)(e)	2
			s.47(3)(f)	115
			s.127	1
University of Southern Queensland	IP	250	s.47(3)(b)	146
			sch3(8)(1)	4
Total IP		47,057		14,324
TOTAL		65,077		25,311

Table 4. Number of pages included in a disclosure log - section 8(1)(d) RTI Regulation

PORTFOLIO/AGENCY	Total pages published to disclosure log
	no.
Department of Education, Training and Employment	506
Minister for Education, Training and Employment	113
James Cook University	4
University of Queensland	881
University of Southern Queensland	740
TOTAL	2,244

Table 5. Number of deemed decisions, and decisions taken to have been made on internal review - section 8(1)(e) RTI Regulation or section 6(d) IP Regulation

PORTFOLIO/AGENCY	Provision invoked	No. of times
Department of Education, Training and Employment	s.46 RTI	3
	s.83(2) RTI	1
Total RTI		4
James Cook University	s.97(2) IP	1
Total IP		1
TOTAL		5

Table 6. Number of refusals of amendment - section 6(e) IP Regulation

PORTFOLIO/AGENCY	Provision invoked	No. of times
Department of Education, Training and Employment	s.72(1)(a)(i)	3
Southbank Institute of Technology	s.72(1)(a)(i)	1
TOTAL		4

Table 7. Number of internal review applications - section 8(1)(f) RTI Regulation or section 6(f) IP Regulation

PORTFOLIO/AGENCY	No. of internal reviews received	Internal review decision (i.e. upheld on review or varied on review)	If decision varied, how?	Exemption
Department of Education, Training and Employment	1 – RTI	Upheld on review		
	2 – RTI	Affirming original decision	Deemed	
	3 – RTI	Withdrawn		
Queensland University of Technology	2 – RTI	Varied on review	Additional documents located and released	
University of Queensland	1 – RTI			Refused to deal – appln made outside 20 business day review period
Total RTI	9			

PORTFOLIO/AGENCY	No. of internal reviews received	Internal review decision (i.e. upheld on review or varied on review)	If decision varied, how?	Exemption
Department of Education, Training and Employment	1 – IP	Varied on review	Additional documents located and released	
	2 – IP	Upheld on review		
	3 – IP	Upheld on review		
James Cook University	1 – IP	Upheld on review ³		
Southbank Institute of Technology	1 – IP	Upheld on review		
Total IP	8			
Department of Education, Training and Employment	1 – IP Amend	Upheld on review		
Total IP Amendment	1			
TOTAL	18			

Table 8. Number of external review applications - section 8(1)(g) RTI Regulation or section 6(g) IP Regulation

PORTFOLIO/AGENCY	No. of external reviews	Type of review	Decision	Act provision
Department of Education, Training and Employment	1 – RTI	Direct	Not accepted by OIC	
	1 – RTI	Direct	Settled outcome	
	1 – RTI	Direct	Varied on review – additional documents released	
	1 – RTI	Direct	Varied on review – additional documents released	
	1 – RTI	Preceding internal review	Settled outcome	
	1 – RTI	Preceding internal review	Settled outcome	
James Cook University	1 – RTI	Direct	Upheld on review	
Queensland University of Technology	1 – RTI	Direct	Ongoing	
	1 – RTI	Direct	Ongoing	
	1 – RTI	Direct	Ongoing	
	1 – RTI	Preceding internal review	Ongoing	
	1 – RTI	Preceding internal review	Ongoing	
University of Queensland	1 – RTI	Direct	Upheld on review	
	1 – RTI	Direct	Ongoing	
	1 – RTI	Direct	Ongoing	
	1 – RTI	Preceding internal review	Ongoing	
University of Southern Queensland	1 – RTI	Direct	Varied on review – additional documents released	
Total RTI	17			
Department of Education, Training and Employment	1 – IP	Direct	Upheld on review	
	1 – IP	Direct	Not accepted by OIC	
	1 – IP	Direct	Settled outcome	
	1 – IP	Direct	Settled outcome	
	1 – IP	Direct	Settled outcome	
	1 – IP	Preceding internal review	Settled outcome	
	1 – IP	Preceding internal review	Settled outcome	
Southbank Institute of Technology	1 – IP	Direct	Upheld on review	
Total IP	8			

³ Finalised – carried over from previous year

PORTFOLIO/AGENCY	No. of external reviews	Type of review	Decision	Act provision
TOTAL	25			

Table 9. Amount of fees and charges received under the RTI Act - section 8(1)(j) RTI Regulation

PORTFOLIO/AGENCY	Application fees received	Processing charges received	Access charges received	Total received
— \$ —				
Department of Education, Training and Employment	4,158.00	7,303.45	0.00	11,461.45
Minister for Education, Training and Employment	81.00	400.00	0.00	481.00
Griffith University	121.50	0.00	0.00	121.50
James Cook University	81.00	0.00	0.00	81.00
Non-State School Accreditation Board	39.00	0.00	0.00	39.00
Queensland University of Technology	202.50	1,264.00	0.00	1,466.50
University of Queensland	645.00	2,731.50	0.00	3,376.50
University of Southern Queensland	243.00	668.75	0.00	911.75
TOTAL	5,571.00	12,367.70	0.00	17,938.70

Table 10. Amount of charges received under the IP Act - section 6(j) IP Regulation

There were no charges received under the IP Act.

APPENDIX 9 – Energy and Water Supply

Table 1. Number of access applications - section 8(1)(a) RTI Regulation and section 6(a) IP Regulation (including IP amendment applications)

PORTFOLIO/AGENCY	Application type	Received	Transferred	Withdrawn	Finalised 30 June 2013
			— no. —		
Department of Energy and Water Supply	Access-RTI	22	6	2	11
Minister for Energy and Water Supply	Access-RTI	5	0	1	3
ENERGEX	Access-RTI	37	0	9	24
Ergon Energy Corporation Limited	Access-RTI	32	0	3	30
Queensland Bulk Water Supply Authority (trading as Seqwater)	Access-RTI	16	0	0	11
Queensland Electricity Transmission Corporation Limited (Powerlink Queensland)	Access-RTI	7	0	0	6
Queensland Urban Utilities	Access-RTI	18	0	1	18
SunWater	Access-RTI	6	0	0	5
Unity Water	Access-RTI	4	2	1	1
Total RTI Applications		147	8	17	109
Department of Energy and Water Supply	Access-IP	1	0	0	1
ENERGEX	Access-IP	44	0	6	38
Ergon Energy Corporation Limited	Access-IP	10	0	1	9
Ergon Energy Queensland Pty Ltd	Access-IP	5	0	1	4
Energy and Water Ombudsman Queensland	Access-IP	3	0	0	3
Queensland Urban Utilities	Access-IP	5	0	0	4
Unity Water	Access-IP	1	0	0	1
Total IP Applications		69	0	8	60
TOTAL APPLICATIONS		216	8	25	169

Table 2. Number of refusals to deal - section 8(1)(b) RTI Regulation and section 6(b) IP Regulation

PORTFOLIO/AGENCY	Provision invoked	No. of times i.e. applications
ENERGEX	s.41 RTI	3
	s.43 RTI	1
TOTAL		4

Table 3. Number of refusals of access - section 8(1)(c) RTI Regulation and section 6(c) IP Regulation

PORTFOLIO/AGENCY	Application type RTI / IP	Pages considered	Provisions invoked to refuse access	no. of times i.e. pages
			invoked	
Department of Energy and Water Supply	RTI	2,194	s.52	1
			sch3(10)(1)(i)	3
			s.49-sch4	1,015
Minister for Energy and Water Supply	RTI	96	s.52	2
			s.49-sch4	21
ENERGEX	RTI	2,198	s.52	10
			s.53(a)	476
			sch3(7)	26
			sch3(8)(1)	148

PORTFOLIO/AGENCY	Application type RTI / IP	Pages considered	Provisions invoked to refuse access	no. of times i.e. pages
ENERGEX (<i>cont'd</i>)			s.49-sch4	219
Ergon Energy Corporation Limited	RTI	823	sch3(8)(1)	790
Ergon Energy Queensland Pty Ltd	RTI	0 ⁴	sch3(8)(1)	4
Queensland Bulk Water Supply Authority (trading as Seqwater)	RTI	34,391	sch3(7)	3
Queensland Electricity Transmission Corporation Limited (Powerlink Queensland)	RTI	919	s.49-sch4	2,444
			sch3(7)	9
Queensland Urban Utilities	RTI	10	s.52	3
			s.53(c)	5
SunWater	RTI	1,049	s.52	2
			sch3(7)	34
			sch3(8)(1)	2
			sch3(12)(1)	18
			s.49-sch4	58
Unity Water	RTI	1	s.49-sch4	1
Total RTI		41,681		5,294
ENERGEX	IP	629	s.52	11
			sch3(7)	10
			sch3(12)(1)	57
			s.49-sch4	91
Ergon Energy Corporation Limited	IP	686	s.52	2
Energy and Water Ombudsman Queensland	IP	135	administrative release	0
Total IP		1,450		171
TOTAL		43,131		5,465

Table 4. Number of pages included in a disclosure log - section 8(1)(d) RTI Regulation

PORTFOLIO/AGENCY	Total pages published to disclosure log
	no.
ENERGEX	1,532
SunWater	31
TOTAL	1,563

Table 5. Number of deemed decisions, and decisions taken to have been made on internal review - section 8(1)(e) RTI Regulation or section 6(d) IP Regulation

PORTFOLIO/AGENCY	Provision invoked	No. of times
Queensland Electricity Transmission Corporation Limited (Powerlink Queensland)	s.46 RTI	1
TOTAL		1

Table 6. Number of refusals of amendment - section 6(e) IP Regulation

There were no refusals to amend documents.

⁴ Total number of pages considered – unable to be located by Ergon Energy Queensland Pty Ltd.

Table 7. Number of internal review applications - section 8(1)(f) RTI Regulation or section 6(f) IP Regulation

PORTFOLIO/AGENCY	No. of internal reviews received	Internal review decision (i.e. upheld on review or varied on review)	If decision varied, how?	Exemption
ENERGEX	1 – RTI	Varied on review	Added more exemptions	s.49-sch4, pt3(2) s.49-sch4, pt3(15) s.49-sch4, pt3(17)
	1 – RTI	Varied on review	Added more exemptions	s.52(1)(a) s.52(1)(b)
	1 – RTI	Upheld on review		
	1 – RTI	Upheld on review		
Queensland Electricity Transmission Corporation Limited (Powerlink Queensland)	1 – RTI	Varied on review	Additional documents released	sufficiency of search
SunWater	1 – RTI	Upheld on review		
TOTAL	6			

Table 8. Number of external review applications - section 8(1)(g) RTI Regulation or section 6(g) IP Regulation

PORTFOLIO/AGENCY	No. of external reviews	Type of review	Decision	Act provision
Minister for Energy and Water Supply	2 – RTI	Direct	OIC conducting review	
Queensland Urban Utilities	1 – RTI	Direct	Upheld on review	
SunWater	1 – RTI	Direct	Varied on review	Note ⁵
TOTAL	4			

Table 9. Amount of fees and charges received under the RTI Act - section 8(1)(j) RTI Regulation

PORTFOLIO/AGENCY	Application fees received	Processing charges received	Access charges received	Total received
			— \$ —	
Department of Energy and Water Supply	687.00	3,000.00	0.00	3,687.00
Minister for Energy and Water Supply	202.50	518.75	0.00	721.25
ENERGEX	927.00	0.00	0.00	927.00
Ergon Energy Corporation Limited	1,416.20	0.00	0.00	1,416.20
Queensland Bulk Water Supply Authority (trading as Seqwater)	648.00	525.00	0.00	1,173.00
Queensland Electricity Transmission Corporation Limited (Powerlink Queensland)	283.50	1,093.20	0.00	1,376.70
Queensland Urban Utilities	729.00	0.00	0.00	729.00
SunWater	241.50	0.00	0.00	241.50
TOTAL	5,134.70	5,136.95	0.00	10,271.65

Table 10. Amount of charges received under the IP Act - section 6(j) IP Regulation

There were no charges received under the IP Act.

⁵ The RTI Commissioner did not specify a particular provision of the RTI Act. In her decision dated 21 December 2012 she stated: *I vary SunWater's decision dated 21 September 2011 by finding that:*

(1) information created prior to 1 July 2009 is a document to which the RTI Act does not apply; and

(2) information created after 1 July 2009 is neither exempt, nor is its disclosure contrary to the public interest.

I set aside SunWater's decision dated 9 October 2012 and substitute a decision that the information is neither exempt from disclosure, nor is its disclosure contrary to the public interest.

APPENDIX 10 – Environment and Heritage Protection

Table 1. Number of access applications - section 8(1)(a) RTI Regulation and section 6(a) IP Regulation (including IP amendment applications)

PORTFOLIO/AGENCY	Application type	Received	Transferred	Withdrawn	Finalised 30 June 2013
				— no. —	
Department of Environment and Heritage Protection	Access-RTI	106	1	14	76
Minister for Environment and Heritage Protection	Access-RTI	10	0	0	8
Total RTI Applications		116	1	14	84
Department of Environment and Heritage Protection	Access-IP	2	0	0	2
Total IP Applications		2	0	0	2
TOTAL APPLICATIONS		118	1	14	86

Table 2. Number of refusals to deal - section 8(1)(b) RTI Regulation and section 6(b) IP Regulation

PORTFOLIO/AGENCY	Provision invoked	No. of times <i>i.e. applications</i>
Department of Environment and Heritage Protection	s.41 RTI	1
TOTAL		1

Table 3. Number of refusals of access - section 8(1)(c) RTI Regulation and section 6(c) IP Regulation

PORTFOLIO/AGENCY	Application type RTI / IP	Pages considered	Provisions invoked to refuse access	no. of times <i>i.e. pages</i>
			invoked	
Department of Environment and Heritage Protection	RTI	16,017	s.52	12
			s.53(a)	130
			s.53(d)	41
			sch3(2)(1)(a)	118
			sch3(2)(1)(b)	1
			sch3(1)	13
			sch3(6)	2
			sch3(6)(c)(i)	18
			sch3(7)	346
			sch3(10)(1)(b)	9
			sch3(10)(1)(h)	2
			s.49-sch4	5,917
Minister for Environment and Heritage Protection	RTI	1,056	sch3(2)(1)(a)	47
			sch3(6)(c)(i)	122
			sch3(7)	26
			s.49-sch4	392
Total RTI		17,073		7,196
Department of Environment and Heritage Protection	IP	1,227	sch3(8)(1)	223
			sch3(10)(1)(b)	3
			s.49-sch4	187
Total IP		1,227		413
TOTAL		18,300		7,609

Table 4. Number of pages included in a disclosure log - section 8(1)(d) RTI Regulation

PORTFOLIO/AGENCY	Total pages published to disclosure log
Department of Environment and Heritage Protection	353
TOTAL	353

Table 5. Number of deemed decisions, and decisions taken to have been made on internal review - section 8(1)(e) RTI Regulation or section 6(d) IP Regulation

There were no deemed decisions or decisions taken to have been made at internal review.

Table 6. Number of refusals of amendment - section 6(e) IP Regulation

There were no refusals to amend documents.

Table 7. Number of internal review applications - section 8(1)(f) RTI Regulation or section 6(f) IP Regulation

PORTFOLIO/AGENCY	No. of internal reviews received	Internal review decision (i.e. upheld on review or varied on review)	If decision varied, how?	Exemption
Department of Environment and Heritage Protection	1 – RTI	Varied on review	Further parts withheld from release	s.49-sch4
	1 – RTI	Varied on review	Additional documents located and released in part	sch3(1), sch3(7)
	1 – RTI	Varied on review	22 additional documents located, 13 released in full, 9 released in part	s.49-sch4
	3 – RTI	Upheld on review		
Minister for Environment and Heritage Protection	1 – RTI	Upheld on review		
TOTAL	7			

Table 8. Number of external review applications – section 8(1)(g) RTI Regulation or section 6(g) IP Regulation

PORTFOLIO/AGENCY	No. of external reviews	Type of review	Decision	Act provision
Department of Environment and Heritage Protection	2 – RTI	Direct	Withdrawn	
	1 – RTI	Preceding internal review	Withdrawn	
	1 – RTI	Direct	OIC conducting review	
	1 – RTI	Preceding internal review	OIC conducting review	
	1 – RTI	Direct	Upheld on review	
	1 – RTI	Direct	External review out of time. OIC did not accept external review	
Minister for Environment and Heritage Protection	3 – RTI	Direct	Withdrawn	

PORTFOLIO/AGENCY	No. of external reviews	Type of review	Decision	Act provision
Minister for Environment and Heritage Protection (cont'd)	1 – RTI	Direct	Decision - not to review	
TOTAL	11			

Table 9. Amount of fees and charges received under the RTI Act - section 8(1)(j) RTI Regulation

PORTFOLIO/AGENCY	Application fees received	Processing charges received	Access charges received	Total received
		— \$ —		
Department of Environment and Heritage Protection	4,006.00	8,149.00	243.75	12,398.75
Minister for Environment and Heritage Protection	405.00	956.25	0.00	1,361.25
TOTAL	4,411.00	9,105.25	243.75	13,760.00

Table 10. Amount of charges received under the IP Act - section 6(j) IP Regulation

There were no charges received under the IP Act.

APPENDIX 11 – Queensland Health

Table 1. Number of access applications - section 8(1)(a) RTI Regulation and section 6(a) IP Regulation (including IP amendment applications)

PORTFOLIO/AGENCY	Application type	Received	Transferred	Withdrawn	Finalised 30 June 2013
			— no. —		
Department of Health	Access-RTI	184	61	26	97
Office of the Minister for Health	Access-RTI	8	0	0	8
Cairns and Hinterland Hospital and Health Service:					
Cairns facilities	Access-RTI	36	0	1	35
Innisfail facilities	Access-RTI	2	0	0	2
Tablelands facilities	Access-RTI	10	3	5	2
Central Queensland Hospital and Health Service:					
Gladstone facilities	Access-RTI	2	0	1	1
Central Highlands facilities	Access-RTI	12	0	1	11
Rockhampton facilities	Access-RTI	31	4	5	25
Central West Hospital and Health Service	Access-RTI	4	0	0	4
Children's Health Queensland Hospital and Health Service	Access-RTI	19	1	2	15
Darling Downs Hospital and Health Service	Access-RTI	82	0	7	82
Gold Coast Hospital and Health Service	Access-RTI	75	2	9	72
Mackay Hospital and Health Service	Access-RTI	27	1	4	22
Metro North Hospital and Health Service:					
The Prince Charles Hospital facilities	Access-RTI	120	0	2	119
Redcliffe-Caboolture facilities	Access-RTI	91	1	9	79
Royal Brisbane and Women's Hospital facilities	Access-RTI	267	0	22	279
Metro South Hospital and Health Service:					
Bayside facilities	Access-RTI	11	0	1	10
Logan-Beauresert facilities	Access-RTI	30	1	0	30
QEI facilities	Access-RTI	18	0	6	11
Princess Alexandra facilities	Access-RTI	172	0	9	179
North West Hospital and Health Service	Access-RTI	40	0	0	40
South West Hospital and Health Service	Access-RTI	7	0	0	7
Sunshine Coast Hospital and Health Service	Access-RTI	130	0	5	126
Torres Strait and Northern Peninsula Hospital and Health Service	Access-RTI	2	1	0	1
Townsville Hospital and Health Service	Access-RTI	52	0	24	29
West Moreton Hospital and Health Service	Access-RTI	71	1	11	56
Wide Bay Hospital and Health Service:					
Bundaberg, North Burnett and Wide Bay facilities	Access-RTI	12	0	1	11
Fraser Coast facilities	Access-RTI	20	0	0	23
Health Quality Complaints Commission	Access-RTI	21	0	0	22
Total RTI Applications		1,556	76	151	1,398
Department of Health	Access-IP	237	137	12	88
Office of the Minister for Health	Access-IP	1	0	0	1
Cairns and Hinterland Hospital and Health Service:					
Cairns facilities	Access-IP	72	1	8	65
Innisfail facilities	Access-IP	1	0	0	1
Tablelands facilities	Access-IP	14	1	0	14
Central Queensland Hospital and Health Service:					
Gladstone facilities	Access-IP	49	0	0	48
Central Highlands facilities	Access-IP	8	0	0	8
Rockhampton facilities	Access-IP	53	11	17	43
Central West Hospital and Health Service	Access-IP	2	0	0	3
Children's Health Queensland Hospital and Health Service	Access-IP	143	3	8	126
Darling Downs Hospital and Health Service	Access-IP	130	0	4	125
Gold Coast Hospital and Health Service	Access-IP	207	7	14	203

PORTFOLIO/AGENCY	Application type	Received	Transferred	Withdrawn	Finalised 30 June 2013
			— no. —		
Mackay Hospital and Health Service	Access-IP	119	0	4	115
Metro North Hospital and Health Service:					
The Prince Charles Hospital facilities	Access-IP	147	0	4	142
Redcliffe-Caboolture facilities	Access-IP	207	0	5	189
Royal Brisbane and Women's Hospital facilities	Access-IP	245	1	6	245
Metro South Hospital and Health Service:					
Bayside facilities	Access-IP	25	0	0	25
Logan-Beaudesert facilities	Access-IP	76	1	0	78
QEI facilities	Access-IP	9	0	0	9
Princess Alexandra facilities	Access-IP	259	0	36	263
Sunshine Coast Hospital and Health Service	Access-IP	242	0	24	208
Torres Strait and Northern Peninsula Hospital and Health Service	Access-IP	1	0	0	1
Townsville Hospital and Health Service	Access-IP	77	0	12	69
West Moreton Hospital and Health Service	Access-IP	138	9	17	107
Wide Bay Hospital and Health Service:					
Bundaberg, North Burnett and Wide Bay facilities	Access-IP	124	3	9	134
Fraser Coast facilities	Access-IP	75	0	0	78
Health Quality Complaints Commission	Access-IP	51	0	0	53
Total IP Applications		2,712	174	180	2,441
Department of Health	Amendment-IP	1	0	0	1
Central Queensland Hospital and Health Service:					
Gladstone facilities	Amendment-IP	1	0	0	1
Central West Hospital and Health Service	Amendment-IP	2	0	1	1
Gold Coast Hospital and Health Service	Amendment-IP	1	0	0	1
Metro North Hospital and Health Service:					
The Prince Charles Hospital facilities	Amendment-IP	3	0	0	3
Royal Brisbane and Women's Hospital facilities	Amendment-IP	3	0	0	3
Princess Alexandra facilities	Amendment-IP	5	0	0	5
Sunshine Coast Hospital and Health Service	Amendment-IP	5	0	0	5
Total IP Amendment Applications		21	0	1	20
TOTAL APPLICATIONS		4,289	250	332	3,859

Table 2. Number of refusals to deal - section 8(1)(b) RTI Regulation and section 6(b) IP Regulation

PORTFOLIO/AGENCY	Provision invoked	No. of times i.e. applications
Sunshine Coast Hospital and Health Service	s.43 RTI	1
Total RTI		1
Metro North Hospital and Health Service:		
Royal Brisbane and Women's Hospital facilities	s.62 IP	65
Health Quality Complaints Commission	s.62 IP	3
Total IP		68
TOTAL		69

Table 3. Number of refusals of access - section 8(1)(c) RTI Regulation and section 6(c) IP Regulation

PORTFOLIO/AGENCY	Application type RTI / IP	Pages considered	Provisions invoked to refuse access	no. of times i.e. pages
			invoked	
Department of Health	RTI	26,708	s.47(3)(b)	1,276
			s.47(3)(a), sch3(2)(1)(a)	38
			s.47(3)(a), sch3(2)(1)(b)	187
			s.47(3)(a), sch3(3)(1)(a)	10
			s.47(3)(a), sch3(3)(6)(c)(i)	23
			s.47(3)(a), sch3(7)	60
			s.47(3)(a), sch3(12)(1)	1,824
Office of the Minister for Health	RTI	15	full release	
Cairns and Hinterland Hospital and Health Service:				
Cairns facilities	RTI	2,804	s.47(3)(b)	321
			s.47(3)(a), sch3(7)	5
			s.47(3)(a), sch3(10)(1)(d)	3
			s.47(3)(a), sch3(12)(1)	2
Innisfail facilities	RTI	22	full release	
Tablelands facilities (Atherton and Mareeba)	RTI	173	s.47(3)(c)	13
Central Highlands facilities	RTI	331	full release	
Rockhampton facilities	RTI	1,561	s.47(3)(b)	3
			s.47(3)(e)	1
Central West Hospital and Health Service	RTI	126	s.47(3)(b)	126
Children's Health Queensland Hospital and Health Service	RTI	5,099	s.47(3)(b)	220
			s.47(3)(e)	1
			s.47(3)(a), sch3(3)(1)(c)(i)	12
			s.47(3)(a), sch3(12)(1)	28
Darling Downs Hospital and Health Service	RTI	14,156	s.47(3)(b)	3,458
			s.47(3)(a), sch3(10)(1)(i)	4
			s.47(3)(a), sch3(12)(1)	7
Gold Coast Hospital and Health Service	RTI	24,930	s.47(3)(b)	4,333
			s.47(3)(a), sch3(8)(1)	277
Mackay Hospital and Health Service	RTI	2,995	s.47(3)(b)	1
Metro North Hospital and Health Service:				
The Prince Charles Hospital facilities	RTI	8,443	s.47(3)(b)	2,707
			s.47(3)(e)	1
Redcliffe-Caboolture facilities	RTI	12,913	s.47(3)(b)	897
			s.47(3)(e)	1
			s.47(3)(a), sch3(8)(1)	246
			s.47(3)(a), sch3(10)(1)(a)	192
			s.47(3)(a), sch3(10)(1)(e)	192
			s.47(3)(a), sch3(10)(1)(h)	192
			s.47(3)(a), sch3(12)(1)	35
Royal Brisbane and Women's Hospital facilities	RTI	40,829	s.47(3)(b)	2,638
			s.47(3)(a), sch3(10)(1)(f)	9
			s.47(3)(a), sch3(12)(1)	10
Metro South Hospital and Health Service:				
Bayside facilities	RTI	963	s.47(3)(b)	110
			s.47(3)(a), sch3(8)(1)	25
Logan-Beaudesert facilities	RTI	5,857	s.47(3)(b)	1
			s.47(3)(a), sch1(8)	6
QEI Hospital facilities	RTI	2,880	s.47(3)(b)	619
Princess Alexandra facilities	RTI	36,890	s.47(3)(b)	2,559
			s.47(3)(a), sch3(8)(1)	5
North West Hospital and Health Service	RTI	467	full release	
South West Hospital and Health Service	RTI	1,518	s.47(3)(b)	48
Sunshine Coast Hospital and Health Service	RTI	45,600	s.47(3)(b)	4,803
			s.47(3)(c)	3
			s.47(3)(e)	2
			s.47(3)(a), sch3(7)	3
			s.47(3)(a), sch3(8)(1)	8

PORTFOLIO/AGENCY	Application type RTI / IP	Pages considered	Provisions invoked to refuse access	no. of times i.e. pages
			invoked	
Sunshine Coast Hospital and Health Service (<i>cont'd</i>)	RTI		s.47(3)(a), sch3(10)(1)(a)	1
			s.47(3)(a), sch3(10)(1)(i)	11
			s.47(3)(a), sch3(10)(4)	104
			s.47(3)(a), sch3(12)(1)	17
Torres Strait and Northern Peninsula Hospital and Health Service	RTI	32	full release	
Townsville Hospital and Health Service	RTI	5,485	s.47(3)(b)	3
West Moreton Hospital and Health Service	RTI	8,152	s.47(3)(b)	455
			s.47(3)(c)	290
			s.47(3)(a), sch3(7)	55
Wide Bay Hospital and Health Service	RTI	2,203	s.47(3)(b)	248
			s.47(3)(e)	2
			s.47(3)(f)	1
			s.47(3)(a), sch3(10)(1)(d)	27
			s.47(3)(a), sch3(12)(1)	6
Health Quality Complaints Commission	RTI	5,042	s.47(3)(b)	6,607
			s.47(3)(a), sch3(10)(1)(a)	1
Total RTI		256,194		35,373
Department of Health	IP	7,749	s.47(3)(b)	367
			s.47(3)(d)	356
			s.47(3)(a), sch3(8)(1)	3
			s.47(3)(a), sch3(10)(1)(f)	46
			s.47(3)(a), sch3(12)(1)	179
Cairns and Hinterland Hospital and Health Service: Cairns facilities	IP	7,363	s.47(3)(b)	1,098
			s.47(3)(d)	911
			s.47(3)(a), sch3(10)(1)(i)	2
Innisfail facilities	IP	1	full release	
Tablelands facilities (Atherton and Mareeba)	IP	352	s.47(3)(b)	4
Central Queensland Hospital and Health Service: Gladstone facilities	IP	735	s.47(3)(d)	20
			s.47(3)(a), sch3(10)(1)(d)	14
			s.47(3)(a), sch3(10)(1)(i)	14
Central Highlands facilities	IP	111	full release	
Rockhampton facilities	IP	2,468	s.47(3)(d)	2
			s.47(3)(e)	1
			s.47(3)(a), sch3(8)(1)	41
Central West Hospital and Health Service	IP	187	s.47(3)(b)	1
			s.47(3)(d)	160
Children's Health Queensland Hospital and Health Service	IP	26,366	s.47(3)(b)	349
			s.47(3)(c)	1
			s.47(3)(e)	15
			s.47(3)(a), sch3(12)(1)	104
Darling Downs Hospital and Health Service	IP	21,616	s.47(3)(b)	215
			s.47(3)(a), sch3(8)(1)	48
			s.47(3)(a), sch3(10)(1)(c)	46
			s.47(3)(a), sch3(10)(1)(d)	2
			s.47(3)(a), sch3(10)(1)(i)	222
			s.47(3)(a), sch3(12)(1)	16
Gold Coast Hospital and Health Service	IP	50,148	s.47(3)(b)	53
			s.47(3)(c)	262
			s.47(3)(a), sch3(8)(1)	167
			s.47(3)(a), sch3(10)(1)(a)	10
			s.47(3)(a), sch3(10)(1)(i)	56
			s.47(3)(a), sch3(12)(1)	16
Mackay Hospital and Health Service	IP	8,058	s.47(3)(d)	1
			s.47(3)(a), sch3(10)(1)(i)	2
Metro North Hospital and Health Service: The Prince Charles Hospital facilities	IP	19,343	s.47(3)(b)	434

PORTFOLIO/AGENCY	Application type RTI / IP	Pages considered	Provisions invoked to refuse access	no. of times i.e. pages
			invoked	
The Prince Charles Hospital facilities (<i>cont'd</i>)			s.47(3)(c)	44
			s.47(3)(e)	10
			s.47(3)(a), sch3(10)(1)(b)	26
			s.47(3)(a), sch3(10)(1)(c)	17
			s.47(3)(a), sch3(12)(1)	84
Redcliffe-Caboolture facilities	IP	29,648	s.47(3)(b)	2
			s.47(3)(c)	92
			s.47(3)(e)	2
			s.47(3)(a), sch3(8)(1)	22
			s.47(3)(a), sch3(10)(1)(a)	3
			s.47(3)(a), sch3(10)(1)(i)	55
			s.47(3)(a), sch3(12)(1)	266
Royal Brisbane and Women's Hospital facilities	IP	59,979	s.47(3)(b)	1,038
			s.47(3)(d)	907
			s.47(3)(a), sch3(7)	15
			s.47(3)(a), sch3(10)(1)(f)	26
			s.47(3)(a), sch3(10)(1)(i)	28
			s.47(3)(a), sch3(12)(1)	266
Metro South Hospital and Health Service:				
Bayside facilities	IP	5,364	s.47(3)(a), sch1(8)	9
			s.47(3)(a), sch3(8)(1)	43
			s.47(3)(a), sch3(10)(1)(i)	54
Logan-Beauesert facilities	IP	10,122	s.47(3)(b)	28
			s.47(3)(a), sch3(8)(1)	28
			s.47(3)(a), sch3(10)(1)(i)	63
QEI Hospital facilities	IP	382	full release	
Princess Alexandra facilities	IP	67,789	s.47(3)(b)	1,863
			s.47(3)(a), sch3(8)(1)	540
			s.47(3)(a), sch3(10)(1)(i)	155
Sunshine Coast Hospital and Health Service	IP	43,239	s.47(3)(b)	3,470
			s.47(3)(c)	53
			s.47(3)(a), sch3(8)(1)	58
			s.47(3)(a), sch3(10)(1)(b)	25
			s.47(3)(a), sch3(10)(1)(i)	33
			s.47(3)(a), sch3(12)(1)	238
Torres Strait and Northern Peninsula Hospital and Health Service	IP	52	full release	
Townsville Hospital and Health Service	IP	4,834	s.47(3)(b)	60
West Moreton Hospital and Health Service	IP	44,190	s.47(3)(b)	1,508
			s.47(3)(f)	184
			s.47(3)(a), sch3(3)(6)(c)(i)	28
			s.47(3)(a), sch3(7)	11,883
			s.47(3)(a), sch3(8)(1)	12,847
			s.47(3)(a), sch3(10)(1)(i)	40
Wide Bay Hospital and Health Service	IP	6,464	s.47(3)(b)	209
			s.47(3)(c)	28
			s.47(3)(e)	6
			s.47(3)(a), sch3(10)(1)(i)	24
			s.47(3)(a), sch3(12)(1)	23
Health Quality Complaints Commission	IP	26,647	s.47(3)(b)	263
Total IP		443,207		41,904
TOTAL		699,401		77,277

Table 4. Number of pages included in a disclosure log - section 8(1)(d) RTI Regulation

PORTFOLIO/AGENCY	Total pages published to disclosure log no.
Department of Health	2,446
Office of the Minister for Health	73
Hospital and Health Service:	
Metro South Hospital and Health Service	869
Sunshine Coast Hospital and Health Service	57
TOTAL	3,445

Table 5. Number of deemed decisions, and decisions taken to have been made on internal review - section 8(1)(e) RTI Regulation or section 6(d) IP Regulation

PORTFOLIO/AGENCY	Provision invoked	No. of times
Department of Health	s.46 RTI	7
	s.83(2) RTI	1
Office of the Minister for Health	s.46 RTI	2
Cairns and Hinterland Hospital and Health Service:		
Cairns facilities	s.46 RTI	14
Darling Downs Hospital and Health Service	s.46 RTI	2
Gold Coast Hospital and Health Service	s.46 RTI	3
Total RTI		29
Department of Health	s.66 IP	1
Cairns and Hinterland Hospital and Health Service:		
Cairns facilities	s.66 IP	23
Children's Health Queensland Hospital and Health Service	s.66 IP	3
Darling Downs Hospital and Health Service	s.66 IP	2
Gold Coast Hospital and Health Service	s.71 IP	1
Sunshine Coast Hospital and Health Service	s.66 IP	2
Wide Bay Hospital and Health Service	s.66 IP	3
Total IP		35
TOTAL		64

Table 6. Number of refusals of amendment - section 6(e) IP Regulation

PORTFOLIO/AGENCY	Provision invoked	No. of times
Department of Health	s.72(1)(a)(i)	1
Gold Coast Hospital and Health Service	s.72(1)(a)(i)	2
Metro North Hospital and Health Service:		
Royal Brisbane and Women's Hospital facilities	s.72(1)(a)(i)	2
	s.72(1)(b)	1
Metro South Hospital and Health Service:		
Princess Alexandra facilities	s.72(1)(a)(i)	3
Sunshine Coast Hospital and Health Service	s.72(1)(a)(i)	2
TOTAL		11

Table 7. Number of internal review applications - section 8(1)(f) RTI Regulation or section 6(f) IP Regulation

PORTFOLIO/AGENCY	No. of internal reviews received	Internal review decision (i.e. upheld on review or varied on review)	If decision varied, how?	Exemption
Department of Health	1 – RTI	Affirming original decision	Deemed	
	1 – RTI	Varied on review	Access granted in full	
	1 – RTI	Varied on review	Further documents refused	s.47(3)(b)
	1 – RTI	Withdrawn		
Metro North Hospital and Health Service:				
The Prince Charles Hospital facilities	1 – RTI	Upheld on review		s.47(3)(b) sch4(3)(5)
Redcliffe-Caboolture facilities	1 – RTI	Varied on review	Full release	
Royal Brisbane and Women's Hospital facilities	1 – RTI	Upheld on review		
Metro South Hospital and Health Service:				
Princess Alexandra facilities	1 – RTI	Note ⁶	Full release	Previously – public interest sch4(3)(3)
	1 – RTI	Note ⁷		sch4(3)(3)
Wide Bay Hospital and Health Service:				
Fraser Coast facilities	1 – RTI	Varied on review	Settled outcome	
Health Quality Complaints Commission	1 – RTI	Upheld on review		
Total RTI	11			
Department of Health	3 – IP	Upheld on review		
Metro North Hospital and Health Service:				
Royal Brisbane and Women's Hospital facilities	2 – IP	Upheld on review		
Sunshine Coast Hospital and Health Service:	1 – IP	Upheld on review		
	1 – IP	Not finalised during 2012/13		
Total IP	7			
TOTAL	18			

Table 8. Number of external review applications - section 8(1)(g) RTI Regulation or section 6(g) IP Regulation

PORTFOLIO/AGENCY	No. of external reviews	Type of review	Decision	Act provision
Department of Health	1 – RTI	Preceding internal review	Varied on review – settled outcome, further information provided	
	2 – RTI	Direct	Pending OIC decision	
	1 – RTI	Direct	Upheld on review	
	1 – RTI	Direct	Varied on review – settled outcome, further information provided	s.47(3)(b)
Cairns and Hinterland Hospital and Health Service:				
Cairns facilities	2 – RTI	Direct	Settled outcome ⁸	
Gold Coast Hospital and Health Service	1 – RTI	Direct	Withdrawn	
Metro North Hospital and Health Service:				
The Prince Charles Hospital facilities	1 – RTI	Preceding internal review	Upheld on review	

⁶ On internal review, application made compliant.

⁷ On internal review, applicant provided sufficient public interest arguments.

⁸ OIC granted the department further processing time.

PORTFOLIO/AGENCY	No. of external reviews	Type of review	Decision	Act provision
The Prince Charles Hospital facilities (cont'd)	2 – RTI	Direct	Upheld on review	
	1 – RTI	Preceding internal review	Withdrawn	
Royal Brisbane and Women's Hospital Facilities	1 – RTI	Direct	Pending OIC decision	
	1 – RTI	Preceding internal review	Pending OIC decision	
Metro South Hospital and Health Service:				
Princess Alexandra facilities	1 – RTI	Direct	Substitution of original decision – settled outcome	
West Moreton Hospital and Health Service	2 – RTI	Direct	Upheld on review	
	1 – RTI	Preceding internal review	Upheld on review	
Total RTI	18			
Department of Health	1 – IP	Direct	Pending OIC decision	
Cairns and Hinterland Hospital and Health Service:				
Cairns facilities	4 – IP	Direct	Settled outcome ⁹	
Darling Downs Hospital and Health Service	1 – IP	Direct	Upheld on review	
			Varied on review – OIC granted the applicant access to documents	
Gold Coast Hospital and Health Service	1 – IP	Direct	Upheld on review	
	1 – IP	Direct	Upheld on review	
	1 – IP	Direct	Withdrawn	
Mackay Hospital and Health Service	1 – IP	Direct	Varied on review – settled outcome	
Metro North Hospital and Health Service:				
The Prince Charles Hospital facilities	1 – IP	Direct	Upheld on review	
Redcliffe-Caboolture facilities	1 – IP	Direct	Upheld on review	
Royal Brisbane and Women's Hospital Facilities	1 – IP	Direct	Pending OIC decision	
	4 – IP	Direct	Resolved informally	s.103(4)(a)
	1 – IP	Preceding internal review	Resolved informally	s.103(4)(a)
	1 – IP	Direct	Withdrawn	
	1 – IP	Preceding internal review	OIC refused application – out of time	
Metro South Hospital and Health Service:				
Bayside facilities	1 – IP	Direct	Varied on review – settled outcome	
Sunshine Coast Hospital and Health Service	1 – IP	Direct	Withdrawn	
West Moreton Hospital and Health Service	1 – IP	Direct	Upheld on review	
	1 – IP	Direct	Withdrawn	
Wide Bay Hospital and Health Service:				
Bundaberg, North Burnett and Wide Bay facilities	1 – IP	Direct	Upheld on review	
Total IP	25			
TOTAL	43			

⁹ OIC granted the department further processing time.

Table 9. Amount of fees and charges received under the RTI Act - section 8(1)(j) RTI Regulation

PORTFOLIO/AGENCY	Application fees received	Processing charges received	Access charges received	Total received
		— \$ —		
Department of Health	5,614.50	9,950.73	412.50	15,977.73
Office of the Minister for Health	162.00	125.00	0.00	287.00
Cairns and Hinterland Hospital and Health Service:				
Cairns facilities	531.50	0.00	0.00	531.50
Innisfail facilities	81.00	0.00	0.00	81.00
Tablelands facilities (Atherton and Mareeba)	82.40	0.00	0.00	82.40
Central Queensland Hospital and Health Service:				
Central Highlands facilities	364.50	0.00	0.00	364.50
Rockhampton facilities	769.50	0.00	0.00	769.50
Central West Hospital and Health Service	81.00	0.00	0.00	81.00
Children's Hospital Queensland Hospital and Health Service	564.00	356.25	0.00	920.25
Darling Downs Hospital and Health Service	2,466.00	0.00	87.50	2,553.50
Gold Coast Hospital and Health Service	2,667.00	150.00	0.00	2,817.00
Mackay Hospital and Health Service	891.00	350.00	0.00	1,241.00
Metro North Hospital and Health Service:				
The Prince Charles Hospital facilities	3,457.00	0.00	0.00	3,457.00
Redcliffe-Caboolture facilities	2,747.00	973.20	0.00	3,720.20
Royal Brisbane and Women's Hospital facilities	9,307.00	3,894.00	0.00	13,201.00
Metro South Hospital and Health Service:				
Bayside facilities	405.00	0.00	0.00	405.00
Logan-Beautesert facilities	727.50	258.75	0.00	986.25
QEI Hospital facilities	526.50	0.00	0.00	526.50
Princess Alexandra facilities	6,738.00	918.75	291.60	7,948.35
North West Hospital and Health Service	164.20	0.00	0.00	164.20
South West Hospital and Health Service	284.90	151.20	126.90	563.00
Sunshine Coast Hospital and Health Service	4,991.00	5,521.00	0.00	10,512.00
Torres Strait and Northern Peninsula Hospital and Health Service	39.00	0.00	0.00	39.00
Townsville Hospital and Health Service	1,131.00	0.00	0.00	1,131.00
West Moreton Hospital and Health Service	1,935.00	0.00	785.06	2,720.06
Wide Bay Hospital and Health Service:				
Bundaberg, North Burnett and Wide Bay facilities	202.50	0.00	0.00	202.50
Fraser Coast facilities	731.80	0.00	0.00	731.80
Health Quality Complaints Commission	888.00	52.00	352.95	1,292.95
TOTAL	48,549.80	22,700.88	2,056.51	73,307.19

Table 10. Amount of charges received under the IP Act - section 6(j) IP Regulation

PORTFOLIO/AGENCY	Access charges
	\$
Darling Downs Hospital and Health Service	165.00
Metro North Hospital and Health Service:	
Redcliffe-Caboolture facilities	11.00
Metro South Hospital and Health Service:	
Logan-Beautesert facilities	192.50
Princess Alexandra facilities	65.20
South West Hospital and Health Service	563.00
TOTAL	996.70

APPENDIX 12 – Housing and Public Works

Table 1. Number of access applications - section 8(1)(a) RTI Regulation and section 6(a) IP Regulation (including IP amendment applications)

PORTFOLIO/AGENCY	Application type	Received	Transferred	Withdrawn	Finalised 30 June 2013
		— no. —			
Department of Housing and Public Works	Access – RTI	69	1	12	66
Minister for Housing and Public Works	Access – RTI	9	0	1	8
Board of Professional Engineers of Queensland	Access – RTI	4	0	0	3
Building Services Authority	Access – RTI	93	1	2	90
Plumbing Industry Council	Access – RTI	3	0	0	3
Pool Safety Council	Access – RTI	2	0	0	2
Total RTI Applications		180	2	15	172
Department of Housing and Public Works	Access – IP	22	0	0	19
Building Services Authority	Access – IP	57	0	3	54
Plumbing Industry Council	Access – IP	1	0	0	1
Residential Tenancies Authority	Access – IP	6	0	2	6
Total IP Applications		86	0	5	80
Department of Housing and Public Works	Amendment – IP	3	0	0	1
Total IP Amendment Applications		3	0	0	1
TOTAL APPLICATIONS		269	2	20	253

Table 2. Number of refusals to deal - section 8(1)(b) RTI Regulation and section 6(b) IP Regulation

PORTFOLIO/AGENCY	Provision invoked	No. of times <i>i.e. applications</i>
Building Services Authority	s.41 RTI	1
	s.59 IP	1
TOTAL		2

Table 3. Number of refusals of access - section 8(1)(c) RTI Regulation and section 6(c) IP Regulation

PORTFOLIO/AGENCY	Application type RTI / IP	Pages considered	Provisions invoked to refuse access	no. of times <i>i.e. pages</i>
			invoked	
Department of Housing and Public Works	RTI	30,162	sch3(2)(1)(a)	15
			sch3(6)(c)(i)	8
			sch3(7)	494
			sch3(10)(1)(h)	367
			sch3(10)(1)(i)	15
			s.49-sch4	5,363
			s.52	9
			s.53(d)	5
Minister for Housing and Public Works	RTI	397	sch3(6)(c)(i)	8
			s.49-sch4	145
			s.52	4
Building Services Authority	RTI	54,071	sch3(7)	4,550

PORTFOLIO/AGENCY	Application type RTI / IP	Pages considered	Provisions invoked to refuse access	no. of times i.e. pages
			invoked	
Building Services Authority (<i>cont'd</i>)			sch3(8)(1)	403
			sch3(10)(1)(a)	23
			sch3(10)(1)(b)	391
			sch3(10)(1)(f)	10
			sch3(10)(4)	7
			s.49-sch4	5,063
			s.52	3
			s.53(a)	554
Board of Professional Engineers of Queensland	RTI	211	s.49-sch4	61
Plumbing Industry Council	RTI	55	s.49-sch4	55
Pool Safety Council	RTI	307	sch3(10)(1)(i)	92
			s.49-sch4	203
			s.53(d)	4
Total RTI		85,203		17,852
Department of Housing and Public Works	IP	2,943	sch3(7)	30
			s.49-sch4	444
Building Services Authority	IP	35,802	sch3(7)	3,619
			sch3(8)(1)	18
			sch3(10)(1)(b)	19
			sch3(10)(4)	1
			s.49-sch4	425
			s.52	4
			s.53(a)	21
			s.53(d)	15
Total IP		38,745		4,596
TOTAL		123,948		22,448

Table 4. Number of pages included in a disclosure log - section 8(1)(d) RTI Regulation

PORTFOLIO/AGENCY	Total pages published to disclosure log
Building Services Authority	7
TOTAL	7

Table 5. Number of deemed decisions, and decisions taken to have been made on internal review - section 8(1)(e) RTI Regulation or section 6(d) IP Regulation

PORTFOLIO/AGENCY	Provision invoked	No. of times
Department of Housing and Public Works	s.46 RTI	1
Building Services Authority	s.46 RTI	1
TOTAL		2

Table 6. Number of refusals of amendment - section 6(e) IP Regulation

There were no refusals to amend documents.

Table 7. Number of internal review applications - section 8(1)(f) RTI Regulation or section 6(f) IP Regulation

PORTFOLIO/AGENCY	No. of internal reviews received	Internal review decision (i.e. upheld on review or varied on review)	If decision varied, how?	Exemption
Department of Housing and Public Works	1 – RTI	Varied on review	Additional information released	
Building Services Authority	1 – RTI	Varied on review	Additional information deleted	s.49-sch4, pt3(3)
	1 – RTI	Varied on review	Additional information found	sch3(8)(1)
	1 – RTI	Varied on review	Additional information released	s.49-sch4, pt3(3)&(6)
	1 – RTI	Varied on review	Additional information released	sch3(7)
	1 – RTI	Varied on review	Additional information released	s.49-sch4, pt3(2)
	1 – RTI	Varied on review	Additional information released	sch3(7)
	1 – RTI	Varied on review	Additional information released	
	2 – RTI	Upheld on review		
Plumbing Industry Council	1 – RTI	Upheld on review		
Total RTI	10			
Department of Housing and Public Works	1 – IP		Withdrawn	
	1 – IP	Varied on review	Additional information released	
	1 – IP	Varied on review	Additional information released	s.49-sch4, pt4(6)
Building Services Authority	1 – IP		Withdrawn	
	1 – IP	Varied on review	Additional information released	sch3(7)
Plumbing Industry Council	1 – IP	Upheld on review		
Total IP	6			
TOTAL	16			

Table 8. Number of external review applications - section 8(1)(g) RTI Regulation or section 6(g) IP Regulation

PORTFOLIO/AGENCY	No. of external reviews	Type of review	Decision	Act provision
Department of Housing and Public Works	1 – RTI	Direct	Withdrawn	
	1 – RTI	Direct	Withdrawn	
	1 – RTI	Direct	Settled outcome	
	1 – RTI	Direct	With OIC for consideration	
	1 – RTI	Direct	With OIC for consideration	
Building Services Authority	1 – RTI	Direct	Settled outcome	
	1 – RTI	Direct	Settled outcome	
	1 – RTI	Direct	Settled outcome	
	1 – RTI	Direct	Settled outcome	
	1 – RTI	Direct	Settled outcome	
	1 – RTI	Preceding internal review	Settled outcome	
Plumbing Industry Council	1 – RTI	Direct	Withdrawn	
Pool Safety Council	2 – RTI	Direct	With OIC for consideration	
Total RTI	14			

PORTFOLIO/AGENCY	No. of external reviews	Type of review	Decision	Act provision
Department of Housing and Public Works	1 – IP	Preceding internal review	With OIC for consideration	
Building Services Authority	1 – IP	Direct	Settled outcome	
Total IP	2			
TOTAL	16			

Table 9. Amount of fees and charges received under the RTI Act - section 8(1)(j) RTI Regulation

PORTFOLIO/AGENCY	Application fees received	Processing charges received	Access charges received	Total received
		— \$ —		
Department of Housing and Public Works	2,980.50	14,918.25	3,437.20	21,335.95
Minister for Housing and Public Works	403.50	650.00	0.00	1,053.50
Building Services Authority	3,072.50	3,382.00	0.00	6,454.50
Board of Professional Engineers of Queensland ¹⁰	81.00	0.00	0.00	81.00
Plumbing Industry Council	120.00	0.00	0.00	120.00
Pool Safety Council	81.00	0.00	0.00	81.00
TOTAL	6,738.50	18,950.25	3,437.20	29,125.95

Table 10. Amount of charges received under the IP Act - section 6(j) IP Regulation

There were no charges received under the IP Act.

¹⁰ Application fees for two RTI access applications were waived in error.

APPENDIX 13 – Justice and Attorney-General

Table 1. Number of access applications - section 8(1)(a) RTI Regulation and section 6(a) IP Regulation (including IP amendment applications)

PORTFOLIO/AGENCY	Application type	Received	Transferred	Withdrawn	Finalised 30 June 2013
			— no. —		
Department of Justice and Attorney-General	Access – RTI	1,096	5	113	960
Attorney-General and Minister for Justice	Access – RTI	13	0	0	11
Anti-Discrimination Commission Queensland	Access – RTI	2	0	0	2
Crime and Misconduct Commission	Access – RTI	13	0	1	10
Electoral Commission of Queensland	Access – RTI	3	0	0	2
Legal Aid Queensland	Access – RTI	1	0	0	2
Legal Practitioners Admissions Board	Access – RTI	1	0	1	0
Legal Services Commission	Access – RTI	9	0	0	8
The Public Trustee of Queensland	Access – RTI	12	0	2	9
Q-COMP (Workers' Compensation Regulatory Authority)	Access – RTI	6	2	1	3
Queensland Ombudsman	Access – RTI	3	0	0	3
WorkCover Queensland	Access – RTI	17	0	10	5
Total RTI Applications		1,176	7	128	1,015
Department of Justice and Attorney-General	Access – IP	86	0	6	80
Attorney-General and Minister for Justice	Access – IP	1	0	0	1
Crime and Misconduct Commission	Access – IP	25	1	0	26
Legal Aid Queensland	Access – IP	30	0	4	25
Legal Services Commission	Access – IP	1	0	0	1
Queensland Ombudsman	Access – IP	3	0	0	3
The Public Trustee of Queensland	Access – IP	6	0	0	4
Q-COMP (Workers' Compensation Regulatory Authority)	Access – IP	1	0	0	1
WorkCover Queensland	Access – IP	5	0	3	2
Total IP Applications		158	1	13	143
TOTAL APPLICATIONS		1,334	8	141	1,158

Table 2. Number of refusals to deal - section 8(1)(b) RTI Regulation and section 6(b) IP Regulation

PORTFOLIO/AGENCY	Provision invoked	No. of times i.e. applications
Department of Justice and Attorney-General	s.41 RTI	2
Crime and Misconduct Commission	s.43 RTI	1
Legal Practitioners Admissions Board	s.40 RTI	1
TOTAL		4

Table 3. Number of refusals of access - section 8(1)(c) RTI Regulation and section 6(c) IP Regulation

PORTFOLIO/AGENCY	Application type RTI / IP	Pages considered	Provisions invoked to refuse access	no. of times i.e. pages
Department of Justice and Attorney-General	RTI	197,502	invoked	
			sch3(1)	145
			sch3(2)(1)(a)	677
			sch3(2)(1)(b)	107

PORTFOLIO/AGENCY	Application type RTI / IP	Pages considered	Provisions invoked to refuse access	no. of times i.e. pages
			invoked	
Department of Justice and Attorney-General (<i>cont'd</i>)			sch3(2)(1)(c)	16
			sch3(3)(1)(a)	66
			sch3(3)(1)(b)	13
			sch3(3)(1)(c)(i)	7
			sch3(3)(1)(c)(ii)	1
			sch3(3)(1)(e)	91
			sch3(3)(1)(f)	189
			sch3(6)(c)(i)	40
			sch3(6)(c)(iii)	8
			sch3(7)	2,041
			sch3(8)(1)	1,579
			sch3(10)(1)(a)	5,107
			sch3(10)(1)(b)	141
			sch3(10)(1)(d)	11
			sch3(10)(1)(e)	1,108
			sch3(12)(1)	257
			sch4(3)(2)	2,465
			sch4(3)(3)	9,399
			s.52(1)(a)	193
			s.52(1)(b)	11
			s.53(a)	6,967
			s.53(d)	695
			sch4(3)(6)	27
			sch4(3)(8)	18
			sch4(3)(15)	1,071
			sch4(3)(19)	29
			sch4(3)(22)	1
			sch4(4)(1)(1)(a)	77
			sch4(4)(3)(c)	28
			sch4(4)(4)(1)(a)	16
			sch4(4)(6)(1)	16,761
			sch4(4)(7)(1)(a)	4
			sch4(4)(7)(1)(b)(i)	1,110
			sch4(4)(7)(1)(c)	1,551
			sch4(4)(8)(1)(a)	194
			sch4(4)(8)(1)(b)	10
Attorney-General and Minister for Justice	RTI	350	s.52(1)(a)	8
			sch3(2)(1)(b)	3
			sch4(3)(2)	3
			sch4(3)(3)	86
			sch4(4)(8)(1)(a)	12
Crime and Misconduct Commission	RTI	835	sch3(10)(4)	106
			sch3(10)(1)(f)	190
			sch3(10)(1)(i)	163
			sch3(10)(3)	62
			s.47(3)(b), sch4(4)(6)	24
Electoral Commission of Queensland	RTI	64	s.49-sch4, pt3(6)	3
Legal Aid Queensland	RTI	14	s.49-sch4	4
			sch4(4)(6)(1)	
	RTI	103	sch4(3)(3)	103
Legal Practitioners Admissions Board	RTI	92	s.47(3)(b)	92
Legal Services Commission	RTI	887	s.53(d)	40
The Public Trustee of Queensland	RTI	453	s.52(1)(b)	1
			sch3(7)	8
			sch4(3)(3)	119

PORTFOLIO/AGENCY	Application type RTI / IP	Pages considered	Provisions invoked to refuse access	no. of times i.e. pages
			invoked	
The Public Trustee of Queensland (<i>cont'd</i>)			sch4(4)(6)(1)	125
			sch4(4)(8)(1)(a)	70
Q-COMP (Workers' Compensation Regulatory Authority)	RTI	18	s.47(3)(b)	14
Queensland Ombudsman	RTI	20	sch3(10)(1)(b)	2
WorkCover Queensland	RTI	0	s.33(5)	1
Total RTI		200,338		53,470
Department of Justice and Attorney-General	IP	20,436	s.47(3)(d)	316
			s.52(1)(a)	26
			s.52(1)(b)	1
			s.53(a)	1,131
			sch3(7)	716
			sch3(12)(1)	20
			sch4(3)(2)	31
			sch4(3)(3)	230
			sch4(4)(6)(1)	806
			sch4(4)(8)(1)(a)	3
Attorney-General and Minister for Justice	IP	0	s.52(1)(a)	1
Crime and Misconduct Commission	IP ¹¹	1,616	sch3(10)(4)	763
			sch3(6)(c)(i)	15
			sch3(10)(1)(f)	194
Legal Aid Queensland	IP	780	s.49-sch4	46
			s.53(a)	70
			s.52	6
			s.47(3)(e)	
			s.69(1)	¹² 1
Legal Services Commission	IP	184	s.67 and s.89	8
The Public Trustee of Queensland	IP	4,269	sch3(7)	40
			sch3(10)(1)(a)	129
			sch4(3)(3)	5
			sch4(4)(6)(1)	357
Q-COMP (Workers' Compensation Regulatory Authority)	IP	2	s.47(3)(b)	2
Queensland Ombudsman	IP	81	s.49-sch4 pt3(3)	1
			s.49-sch4 pt3(18)	1
			s.49-sch4(10)(1)(i)	1
Total IP		27,368		4,920
TOTAL		227,706		58,390

Table 4. Number of pages included in a disclosure log - section 8(1)(d) RTI Regulation

PORTFOLIO/AGENCY	Total pages published to disclosure log
Department of Justice and Attorney-General	981
Attorney-General and Minister for Justice	338
Crime and Misconduct Commission	2
Electoral Commission of Queensland	63
WorkCover Queensland	143
TOTAL	1,527

¹¹ Prior to November 2012, statistics listing individual number of pages considered for Information Privacy applications were not routinely recorded.

¹² Refers to the number of applications that the provision was used on, rather than the number of times the provision was invoked.

Table 5. Number of deemed decisions, and decisions taken to have been made on internal review - section 8(1)(e) RTI Regulation or section 6(d) IP Regulation

PORTFOLIO/AGENCY	Provision invoked	No. of times
Department of Justice and Attorney-General	s.46 RTI	2
TOTAL		2

Table 6. Number of refusals of amendment - section 6(e) IP Regulation

There were no refusals to amend documents.

Table 7. Number of internal review applications - section 8(1)(f) RTI Regulation or section 6(f) IP Regulation

PORTFOLIO/AGENCY	No. of internal reviews received	Internal review decision (i.e. upheld on review or varied on review)	If decision varied, how?	Exemption
Department of Justice and Attorney-General	1 – RTI	Upheld on review		
	1 – RTI	Varied on review	Additional documents released	sch4(4)(6)
	1 – RTI	Upheld on review		
	1 – RTI	Upheld on review		
	1 – RTI	Upheld on review		
	1 – RTI	Upheld on review		
	1 – RTI	Upheld on review		
	1 – RTI	Varied on review	Full release	
	1 – RTI	Varied on review	Additional documents released	sch3(7), sch4(4)(6)
	1 – RTI	Upheld on review		
	1 – RTI	Varied on review	Additional documents released	sch3(8)(1)
	1 – RTI	Upheld on review		
	1 – RTI	Varied on review	Original application RTI, processed at internal review stage as an IP application	
	1 – RTI	Varied on review	Additional documents released	sch4(3)(3)
	1 – RTI	Varied on review	Additional documents released	
	1 – RTI	Varied on review	Additional documents released	sch4(3)(3)
	1 – RTI	Varied on review	Non-compliant application	
	1 – RTI	Upheld on review		
	1 – RTI	Varied on review	Additional documents released	sch4(4)(6)
	1 – RTI	Upheld on review		
	1 – RTI	Upheld on review		
	1 – RTI	Upheld on review		
	1 – RTI	Varied on review	Full release	
Crime and Misconduct Commission	1 – RTI	Upheld on review	s.47(3)(e), s.43	
Legal Services Commission	1 – RTI	Upheld on review		
Queensland Ombudsman	1 – RTI	Upheld on review	sch3(10)(1)(b)	
			58 additional documents located - in scope. Access refused to these documents.	s.49-sch4(3)(2) s.49-sch4(3)(6)
The Public Trustee of Queensland	1 – RTI	Varied on review		
Total RTI	27			

PORTFOLIO/AGENCY	No. of internal reviews received	Internal review decision (i.e. upheld on review or varied on review)	If decision varied, how?	Exemption
Department of Justice and Attorney-General	1 – IP	Upheld on review		
	1 – IP	Upheld on review		
	1 – IP	Upheld on review		
The Public Trustee of Queensland	1 – IP	Varied on review	Full access to a further 78 pages	s.49-sch4(2)
	1 – IP	Varied on review	Full access to a further 31 pages	s.49-sch4(4)(6)(1)
	1 – IP	Upheld on review		
Total IP	6			
TOTAL	33			

Table 8. Number of external review applications - section 8(1)(g) RTI Regulation or section 6(g) IP Regulation

PORTFOLIO/AGENCY	No. of external reviews	Type of review	Decision	Act provision
Department of Justice and Attorney-General	1 - RTI	Preceding internal review	Withdrawn	
	1 – RTI	Direct	Varied on review – additional documents released	
	1 – RTI	Preceding internal review	Withdrawn	
	1 – RTI	Direct	Varied on review – additional information released	sch1(8)
	1 – RTI	Preceding internal review	Withdrawn	
	1 – RTI	Direct	Withdrawn	
	1 – RTI	Direct	Withdrawn	
	1 – RTI	Preceding internal review	Application not accepted by the OIC	
	1 – RTI	Preceding internal review	Withdrawn	
	1 – RTI	Direct	Varied on review – documents released	
	1 – RTI	Direct	Varied on review – full release	
	1 – RTI	Direct	Varied on review – full release	
	1 – RTI	Preceding internal review	Withdrawn	
Attorney-General and Minister for Justice	1 – RTI	Direct	Withdrawn	
Electoral Commission of Queensland	1 – RTI	Direct	Set aside decision and made another in substitution for the decision	
Legal Services Commission	1 – RTI	Preceding internal review	Upheld on review	
The Public Trustee of Queensland	1 – RTI	Preceding internal review	Withdrawn	
Total RTI	17			
Department of Justice and Attorney-General	1 – IP	Direct	Withdrawn	
	1 – IP	Direct	Extension of time	
	1 – IP	Direct	Withdrawn	
	1 – IP	Preceding internal review	Withdrawn	
	1 – IP	Preceding internal review	Upheld on review	

PORTFOLIO/AGENCY	No. of external reviews	Type of review	Decision	Act provision
Department of Justice and Attorney-General (<i>cont'd</i>)	1 – IP	Direct	Upheld on review	
	1 – IP	Direct	Withdrawn	
	1 – IP	Preceding internal review	Upheld on review	
Crime and Misconduct Commission	1 – IP	Direct	Upheld on review	s.103
The Public Trustee of Queensland	1 – IP	Preceding internal review	Varied on review – settled outcome	
	1 – IP	Direct	Resolved informally	
Total IP	11			
TOTAL	28			

Table 9. Amount of fees and charges received under the RTI Act - section 8(1)(j) RTI Regulation

PORTFOLIO/AGENCY	Application fees received	Processing charges received	Access charges received	Total received
	— \$ —			
Department of Justice and Attorney-General	42,508.00	25,254.55	662.80	68,425.35
Attorney-General and Minister for Justice	526.50	531.25	0.00	1,057.75
Anti-Discrimination Commission Queensland	81.00	0.00	0.00	81.00
Crime and Misconduct Commission	486.00	0.00	0.00	486.00
Electoral Commission of Queensland	121.50	0.00	0.00	121.50
Legal Aid Queensland	40.50	0.00	0.00	40.50
Legal Services Commission	355.50	294.00	0.00	649.50
Queensland Ombudsman	159.00	144.00	0.00	303.00
The Public Trustee of Queensland	405.00	0.00	0.00	405.00
Q-COMP (Workers' Compensation Regulatory Authority)	111.00	0.00	0.00	111.00
WorkCover Queensland	¹³ 565.50	1,560.00	0.00	2,125.50
TOTAL	45,359.50	27,783.80	662.80	73,806.10

Table 10. Amount of charges received under the IP Act - section 6(j) IP Regulation

There were no charges received under the IP Act.

¹³ Includes refunds of \$81.00

APPENDIX 14 – Local Government, Community Recovery and Resilience

Table 1. Number of access applications - section 8(1)(a) RTI Regulation and section 6(a) IP Regulation (including IP amendment applications)

PORTFOLIO/AGENCY	Application type	Received	Transferred — no. —	Withdrawn	Finalised 30 June 2013
Department of Local Government, Community Recovery and Resilience	Access – RTI	36	0	14	20
Minister for Local Government, Community Recovery and Resilience	Access – RTI	5	0	1	4
Banana Shire Council	Access – RTI	1	0	0	2
Barcoo Shire Council	Access – RTI	1	0	0	1
Brisbane City Council	Access – RTI	283	0	13	267
Bundaberg Regional Council	Access – RTI	24	0	1	24
Burdekin Shire Council	Access – RTI	2	0	1	2
Cairns Regional Council	Access – RTI	49	0	3	37
Cassowary Coast Regional Council	Access – RTI	16	0	1	16
Central Highlands Regional Council	Access – RTI	13	0	0	12
Charters Towers Regional Council	Access – RTI	2	0	1	1
Cloncurry Shire Council	Access – RTI	1	0	0	1
Cook Shire Council	Access – RTI	3	0	0	3
Fraser Coast Regional Council	Access – RTI	24	0	1	20
Gladstone Regional Council	Access – RTI	11	0	0	10
Gold Coast City Council	Access – RTI	135	0	2	142
Gympie Regional Council	Access – RTI	7	0	0	6
Hinchinbrook Shire Council	Access – RTI	7	0	0	5
Hope Vale Aboriginal Shire Council	Access – RTI	1	0	0	1
Ipswich City Council	Access – RTI	42	0	11	30
Isaac Regional Council	Access – RTI	10	1	0	9
Lockyer Valley Regional Council	Access – RTI	7	0	2	6
Logan City Council	Access – RTI	68	0	3	63
Longreach Regional Council	Access – RTI	1	0	0	1
Mackay Regional Council	Access – RTI	20	0	2	18
Maranoa Regional Council	Access – RTI	1	0	0	1
Moreton Bay Regional Council	Access – RTI	134	0	11	106
Mount Isa City Council	Access – RTI	1	0	0	1
North Burnett Regional Council	Access – RTI	2	0	0	2
Redland City Council	Access – RTI	33	0	2	28
Rockhampton Regional Council	Access – RTI	34	0	1	32
Scenic Rim Regional Council	Access – RTI	5	0	0	4
Somerset Regional Council	Access – RTI	5	0	0	2
South Burnett Regional Council	Access – RTI	12	0	1	11
Southern Downs Regional Council	Access – RTI	6	0	0	6
Sunshine Coast Regional Council	Access – RTI	68	0	10	52
Tablelands Regional Council	Access – RTI	17	0	0	13
Toowoomba Regional Council	Access – RTI	24	0	3	18
Townsville City Council	Access – RTI	63	0	12	46
Western Downs Regional Council	Access – RTI	1	0	0	1
Whitsunday Regional Council	Access – RTI	15	0	2	19
Total RTI Applications		1,190	1	98	1,043
Department of Local Government, Community Recovery and Resilience	Access – IP	4	2	1	0
Brisbane City Council	Access – IP	62	0	7	53
Bundaberg Regional Council	Access – IP	4	0	0	4
Burdekin Shire Council	Access – IP	3	0	0	3
Cairns Regional Council	Access – IP	6	0	0	5

PORTFOLIO/AGENCY	Application type	Received	Transferred	Withdrawn	Finalised 30 June 2013
			— no. —		
Cassowary Coast Regional Council	Access – IP	4	0	2	2
Central Highlands Regional Council	Access – IP	1	0	0	1
Charters Towers Regional Council	Access – IP	1	0	0	1
Fraser Coast Regional Council	Access – IP	3	0	0	3
Gladstone Regional Council	Access – IP	7	0	0	7
Gold Coast City Council	Access – IP	28	0	1	30
Gympie Regional Council	Access – IP	2	0	0	2
Ipswich City Council	Access – IP	5	0	1	4
Isaac Regional Council	Access – IP	1	0	0	1
Lockyer Valley Regional Council	Access – IP	4	0	0	3
Logan City Council	Access – IP	7	0	0	4
Moreton Bay Regional Council	Access – IP	1	0	0	1
Redland City Council	Access – IP	10	0	0	9
Rockhampton Regional Council	Access – IP	13	0	0	10
Sunshine Coast Regional Council	Access – IP	4	0	0	3
Tablelands Regional Council	Access – IP	1	0	0	1
Toowoomba Regional Council	Access – IP	4	0	0	4
Townsville City Council	Access – IP	8	0	0	8
Western Downs Regional Council	Access – IP	9	0	1	8
Total IP Applications		192	2	13	167
Gold Coast City Council	Amendment – IP	1	0	0	1
Logan City Council	Amendment – IP	1	0	0	1
Total IP Amendment Applications		2	0	0	2
TOTAL APPLICATIONS		1,384	3	111	1,212

Table 2. Number of refusals to deal - section 8(1)(b) RTI Regulation and section 6(b) IP Regulation

PORTFOLIO/AGENCY	Provision invoked	No. of times <i>i.e. applications</i>
Brisbane City Council	s.41 RTI	2
Cairns Regional Council	s.41 RTI	1
Cook Shire Council	s.40 RTI	1
Fraser Coast Regional Council	s.41 RTI	1
Hope Vale Aboriginal Shire Council	s.41 RTI	1
Ipswich City Council	s.40 RTI	1
	s.41 RTI	4
Logan City Council	s.40 RTI	1
Moreton Bay Regional Council	s.43 RTI	3
Southern Downs Regional Council	s.41 RTI	1
Sunshine Coast Regional Council	s.40 RTI	1
Townsville City Council	s.41 RTI	2
Whitsunday Regional Council	s.41 RTI	1
Total RTI		20
Rockhampton Regional Council	s.62 IP	1
Toowoomba Regional Council	s.59 IP	1
Total IP		2
TOTAL		22

Table 3. Number of refusals of access - section 8(1)(c) RTI Regulation and section 6(c) IP Regulation

PORTFOLIO/AGENCY	Application type RTI / IP	Pages considered	Provisions invoked to refuse access	no. of times i.e. pages
			invoked	
Department of Local Government, Community Recovery and Resilience	RTI	3,705	sch3(2)(1)(a)	238
			sch3(2)(1)(b)	146
			sch3(2)(1)(c)	35
			sch3(6)	3
			sch3(7)	13
			sch3(8)(1)	20
			sch3(10)(1)(a)	9
			sch3(10)(4)	4
			s.49-sch4	463
			s.52	5
Minister for Local Government, Community Recovery and Resilience	RTI	367	s.49-sch4	107
			s.52	2
			s.53(d)	24
Banana Shire Council	RTI	1,214	full release	
Brisbane City Council	RTI	36,400	sch3(4A)	119
			s.49-sch4	7
			sch3(7)	1,586
			sch3(8)(1)	920
			sch3(10)(1)(a)	2
			sch3(10)(1)(b)	904
			sch3(10)(1)(f)	138
			sch3(10)(1)(g)	138
			sch3(10)(1)(h)	138
			sch3(10)(1)(i)	138
			s.49-sch4	7,459
			s.52	27
			s.53(b)	1
			s.53(d)	1
Bundaberg Regional Council	RTI	1,445	s.49-sch4, pt3(2)	59
			s.49-sch4, pt3(3)	58
			sch3(10)(1)(b)	128
			s.52	5
			sch3(7)	10
Burdekin Shire Council	RTI	5	full release	
Cairns Regional Council	RTI	2,690	s.47(3)(b)	403
Cassowary Coast Regional Council	RTI	1,417	sch3(7)	7
			s.52	2
			s.49-sch4, pt3(3)	5
Central Highlands Regional Council	RTI	1,572	s.49-sch4(3)(2)	61
			s.49-sch4(3)(3)	56
			sch3(8)	101
			s.49-sch4(3)(15)	1
			s.49-sch4(3)(17)	1
Charters Towers Regional Council	RTI	32	full release	
Cook Shire Council	RTI	275	s.47(3)(e)	1
			s.49-sch4, pt3(2)	1
			s.49-sch4, pt3(3)	1
Fraser Coast Regional Council	RTI	2,318	sch3(7)	47
			sch3(10)(1)(a)	3
			sch3(10)(1)(b) and (d)	16
			s.49-sch4, pt3(2)(16)	14
			s.49-sch4, pt3(2)	2
			s.49-sch4, pt3(3)	10
			s.49-sch4, pt3(2), (3) and (17)	191
Gladstone Regional Council	RTI	1,388	s.47(3)(b)	12

PORTFOLIO/AGENCY	Application type RTI / IP	Pages considered	Provisions invoked to refuse access	no. of times i.e. pages
Gladstone Regional Council (<i>cont'd</i>)			invoked	
			sch3(8)(1)	8
			sch3(10)(1)(b)	1
			s.49-sch4	7
Gold Coast City Council	RTI	63,008	sch3(7)	4,068
			sch3(10)(1)(b)	51
			sch3(10)(1)(h)	7
			s.49-sch4	1,666
			s.52	10
Gympie Regional Council	RTI	897	full release	
Hinchinbrook Shire Council	RTI	2,991	s.49-sch4	969
Ipswich City Council	RTI	13,380	sch3(4B)	6,533
			sch3(7)	6
			sch3(10)(1)(b)	56
			sch3(10)(4)	2
			s.47(3)(b)	1,639
			s.47(3)(e)	3
Isaac Regional Council	RTI	10	s.47(3)(f)	1
			sch3(4B)	1
Lockyer Valley Regional Council	RTI	1	s.47(3)(e)	1
Logan City Council	RTI	3,553	s.47(3)(e)	5
			s.47(3)(f)	2
			sch3(6)(a)	1
			sch3(7)	2
			sch3(8)(1)	9
			sch3(10)(1)(b)	23
			s.49-sch4, pt3(2)	1
			s.49-sch4, pt3(3)	6
			s.49-sch4, pt3(16)	1
			s.49-sch4, pt3(22)	1
			s.49-sch4, pt4(6)	14
			s.49-sch4, pt4(8)	10
Longreach Regional Council	RTI	313	full release	
Mackay Regional Council	RTI	7,963	s.68(4)(c)	270
			sch3(7)	6
			s.49-sch4, pt3(2)	34
			s.49-sch4, pt3(3)	487
			s.49-sch4, pt3(15)	90
			s.49-sch4, pt3(17)	18
			s.49-sch4, pt3(19)	118
			s.49-sch4, pt4(3)	11
			s.49-sch4, pt4(4)	19
			s.49-sch4, pt4(7)	19
			s.49-sch4, pt4(10)(1)	8
Moreton Bay Regional Council	RTI	19,184	s.52	14
			s.53(a)	1
			s.49-sch4	650
			sch3(7)	222
			sch3(8)(1)	583
			sch3(4B)	3
Mount Isa City Council	RTI	18	full release	
Redland City Council	RTI	2,714	s.40	1
			s.52	1
			s.53(a)	1
			s.53(d)	1
			sch3(10)(1)(b)	20
			sch3(12)	15
			s.49-sch4, pt4(7)(1)(c)	217
Rockhampton Regional Council	RTI	3,227	sch3(7)	25
			s.49-sch4	986
Scenic Rim Regional Council	RTI	723	s.49-sch4	277

PORTFOLIO/AGENCY	Application type RTI / IP	Pages considered	Provisions invoked to refuse access	no. of times i.e. pages
			invoked	
Somerset Regional Council	RTI	28	s.49-sch4	1
South Burnett Regional Council	RTI	391	s.49-sch4, pt4(6)	37
Southern Downs Regional Council	RTI	1,557	s.49-sch4, pt4(4)	3
			sch3(8)	1
Sunshine Coast Regional Council	RTI	3,719	s.52	12
			sch3(4B)	4
			sch3(7)	46
			sch3(10)(1)(b)	157
			sch3(10)(1)(h)	3
			sch3(10)(4)	1
			s.49-sch4	800
Tablelands Regional Council	RTI	80	s.47(3)(b)	73
			s.47(3)(e)	4
Toowoomba Regional Council	RTI	1,605	s.49-sch4	221
Townsville City Council	RTI	1,468	sch3(8)(1)	27
			sch3(12)(1)	3
			s.49-sch4(3)(2)	152
			s.49-sch4(3)(3)	1,181
Western Downs Regional Council	RTI	805	sch3(10)(1)(b)	4
			sch3(7)	121
			s.49-sch4	15
Whitsunday Regional Council	RTI	19	sch3(7)	19
Total RTI		180,482		35,928
Brisbane City Council	IP	3,262	sch3(7)	15
			sch3(8)	137
			sch3(10)(1)(b)	201
			s.49-sch4	435
Bundaberg Regional Council	IP	4	s.49-sch4, pt3(3)	1
Burdekin Shire Council	IP	151	full release	
Cairns Regional Council	IP	230	s.47(3)(b)	20
			s.47(3)(e)	1
Cassowary Coast Regional Council	IP	8	full release	
Charters Towers Regional Council	IP	94	full release	
Fraser Coast Regional Council	IP	133	s.49-sch4	6
Gladstone Regional Council	IP	813	sch3(8)(1)	22
			s.49-sch4, pt3(3)	6
			s.49-sch4, pt3(6)	4
			s.47(3)(b)	11
Gold Coast City Council	IP	389	sch3(10)(1)(b)	33
			s.49-sch4	20
			s.52	3
Lockyer Valley Regional Council	IP	41	s.47(3)(e)	15
			sch3(10)(1)(b)	9
Logan City Council	IP	31	s.47(3)(e)	1
			sch3(7)	1
			s.49-sch4, pt3(7)	1
			s.49-sch4, pt3(7)	1
Redland City Council	IP	2,965	sch3(7)	94
			sch3(8)(1)	26
			sch3(10)(1)(b)	2
			s.49-sch4	37
Rockhampton Regional Council	IP	785	s.49-sch4	456
Sunshine Coast Regional Council	IP	3	s.52	1
			s.49-sch4	1
Tablelands Regional Council	IP	1	s.47(3)(e)	1
Western Downs Regional Council	IP	471	s.49-sch4	21
Total IP		9,381		1,582
TOTAL		189,863		37,510

Table 4. Number of pages included in a disclosure log - section 8(1)(d) RTI Regulation

PORTFOLIO/AGENCY	Total pages published to disclosure log
Department of Local Government, Community Recovery and Resilience	20
Minister for Local Government, Community Recovery and Resilience	1
Bundaberg Regional Council	1,226
Burdekin Shire Council	156
Cairns Regional Council	2,690
Charters Towers Regional Council	126
Gold Coast City Council	1
Isaac Regional Council	22
Lockyer Valley Regional Council	181
Logan City Council	1,641
Mackay Regional Council	4,135
Redland City Council	1,162
Rockhampton Regional Council	962
South Burnett Regional Council	408
Sunshine Coast Regional Council	1,172
Tablelands Regional Council	803
Toowoomba Regional Council	1,305
Townsville City Council	9,197
Western Downs Regional Council	556
Whitsunday Regional Council	2,532
TOTAL	28,296

Table 5. Number of deemed decisions, and decisions taken to have been made on internal review - section 8(1)(e) RTI Regulation or section 6(d) IP Regulation

PORTFOLIO/AGENCY	Provision invoked	No. of times
Brisbane City Council	s.46 RTI	3 ¹⁴
	s.83(2) RTI	4 ¹⁵
Cairns Regional Council	s.46 RTI	1
Central Highlands Regional Council	s.46 RTI	1
Cook Shire Council	s.46 RTI	8
Lockyer Valley Regional Council	s.46 RTI	1
	s.83(2) RTI	1
Logan City Council	s.83(2) RTI	2
Moreton Bay Regional Council	s.46 RTI	1
	s.83(2) RTI	1
Tablelands Regional Council	s.46 RTI	1
Total RTI		24
Cairns Regional Council	s.66 IP	1
Ipswich City Council	s.66 IP	1
Total IP		2
TOTAL		26

¹⁴ For these applications an extension of time was not sought by the due date. However, a decision was made after the due date granting access to documents in full or in part.

¹⁵ Decisions on these internal reviews were not made within the 20 business days due to leave, workloads and the inability to seek an extension of time under the RTI Act. Two of these decisions affirmed the original decision. Two of these decisions partly affirmed the original decisions and partly varied it by identifying and releasing additional documents.

Table 6. Number of refusals of amendment - section 6(e) IP Regulation

PORTFOLIO/AGENCY	Provision invoked	No. of times
Moreton Bay Regional Council	s.72(1)(a)(ii)	1
TOTAL		1

Table 7. Number of internal review applications - section 8(1)(f) RTI Regulation or section 6(f) IP Regulation

PORTFOLIO/AGENCY	No. of internal reviews received	Internal review decision (i.e. upheld on review or varied on review)	If decision varied, how?	Exemption
Brisbane City Council	7 – RTI	Upheld on review		
	3 – RTI	Varied on review	Additional documents located and released in full	
	2 – RTI	Note ¹⁶		
Bundaberg Regional Council	2 – RTI	Upheld on review		
Fraser Coast Regional Council	1 – RTI	Upheld on review		
Gold Coast City Council	1 – RTI	Varied on review	Additional documents located and released in full	
Lockyer Valley Regional Council	1 – RTI	Upheld on review		
Logan City Council	1 – RTI	Upheld on review		
	1 – RTI	Varied on review	Additional documents located and released in full	
			Additional documents located and released in full	
Mackay Regional Council	1 – RTI	Varied on review		
Moreton Bay Regional Council	1 – RTI		Note ¹⁷	s.52
	1 – RTI	Upheld on review	s.49-sch4, pt3(3) s.49-sch4, pt4(6)	
	1 – RTI	Varied on review ¹⁸	s.49-sch4, pt3(3) s.49-sch4, pt4(6)	
	1 – RTI	Varied on review ¹⁹	sch3(10)(1)(b)	
	1 – RTI	Varied on review ²⁰	Full release – only redacted irrelevant information	
	1 – RTI	Affirmed original decision	Deemed	s.83(2)
Redland City Council	7 – RTI	Upheld on review		
Scenic Rim Regional Council	1 – RTI	Varied on review	s.47(3)(a)	sch3(10)(a) sch3(10)(b) sch3(10)(i)
Sunshine Coast Regional Council	6 – RTI	Upheld on review		
Toowoomba Regional Council	1 – RTI	Upheld on review		
	1 – RTI	Varied on review	Additional documents located and released in full	
Townsville City Council	1 – RTI	Upheld on review		
Whitsunday Regional Council	5 – RTI	Upheld on review		
Total RTI	48			

¹⁶ Not finalised in 2012/2013 financial year.

¹⁷ At internal review stage applicant requested additional documentation which was not initially requested in the original RTI access application. As such, access was denied on the basis that the additional information requested fell outside the scope of the application. It was determined that some of the documents requested did not exist and therefore that access should be refused. It was decided to provide the applicant with a post-application document in full totalling 88 pages.

¹⁸ The internal review decision maker considered that a fewer number of documents fell within the scope of the application than the original decision maker. Therefore, a decision was made on only 29 documents. The decision made was the same as the original decision maker in that the only information to be redacted was third party personal information.

¹⁹ The original decision maker refused access to documents on the basis that they were nonexistent or unlocatable. The internal review decision maker was actually able to locate two documents falling within the scope of the application which were released with the exception of any information that would reveal the existence of a confidential source of information.

²⁰ The original decision maker refused access to documents on the basis that they were nonexistent or unlocatable. The internal review decision maker was actually able to locate 43 documents falling within the scope of the application which were released in full (less irrelevant information) to the applicant.

PORTFOLIO/AGENCY	No. of internal reviews received	Internal review decision (i.e. upheld on review or varied on review)	If decision varied, how?	Exemption
Brisbane City Council	3 – IP	Upheld on review		
	1 – IP	Note ²¹		
Total IP	4			
TOTAL	52			

Table 8. Number of external review applications - section 8(1)(g) RTI Regulation or section 6(g) IP Regulation

PORTFOLIO/AGENCY	No. of external reviews	Type of review	Decision	Act provision
Brisbane City Council	1 – RTI	Preceding internal review	Upheld on review	
	7 – RTI	Direct	Varied on review – settled outcome	
	2 – RTI	Preceding internal review	Settled outcome	
	1 – RTI	Preceding internal review	OIC did not accept request	
	5 – RTI	Direct	Ongoing	
Bundaberg Regional Council	1 – RTI	Direct	Upheld on review	
Burdekin Shire Council	1 – RTI	Direct	Upheld on review	
Cassowary Coast Regional Council	1 – RTI	Direct	Ongoing	
Central Highlands Regional Council	1 – RTI	Direct	Varied on review – settled outcome	
Fraser Coast Regional Council	1 – RTI	Direct	Upheld on review – settled outcome	
Gladstone Regional Council	1 – RTI	Direct	Negotiated decision	
Gold Coast City Council	4 – RTI	Direct	Varied on review – settled outcome	
	2 – RTI	Direct	Upheld on review – settled outcome	
Hope Vale Aboriginal Shire Council	1 – RTI	Direct	Settled outcome	
Ipswich City Council	2 – RTI	Direct	Upheld on review	
	1 – RTI	Direct	Ongoing	
Lockyear Valley Regional Council	2 – RTI	Direct	Upheld on review	
Logan City Council	2 – RTI	Direct	Ongoing	
	1 – RTI	Preceding internal review	Ongoing	
			Upheld on review – settled outcome	
Mackay Regional Council	2 – RTI	Direct		
	1 – RTI	Direct	Decision pending at OIC	
Moreton Bay Regional Council	3 – RTI	Direct	Settled outcome	
	1 – RTI	Direct	OIC did not accept external review - it was made outside statutory timeframe	
			Upheld on review – not finalised in 2012/13.	
			Finalised by OIC, published decision of 23 September 2013 upholding council's decision under review.	
	1 – RTI	Preceding internal review		
			OIC did not accept external review - it was made outside statutory timeframe	
	1 – RTI	Direct		
			External review application not finalised in 2012/13.	
			Resolved informally on 8 November 2013. Upheld council's decision.	
	1 – RTI	Direct		
			External review application not yet finalised	
	1 – RTI	Direct		

²¹ Not finalised in 2012/2013 financial year.

PORTFOLIO/AGENCY	No. of external reviews	Type of review	Decision	Act provision
Moreton Bay Regional Council (cont'd)	1 – RTI	Direct	External review application not finalised in 2012/13. Resolved informally on 9 October 2013. Upheld council's decision.	
	1 – RTI	Direct	Varied on review – external review submitted in 2011/12. Finalised by OIC published decision of 27 March 2013 varying council's decision under review.	
Redland City Council	1 – RTI	Direct	Withdrawn	
	3 – RTI	Preceding internal review	Varied on review – settled outcome	
Rockhampton Regional Council	1 – RTI	Direct	Withdrawn	
	1 – RTI	Direct	Settled outcome	
Scenic Rim Regional Council	1 – RTI	Direct	Settled outcome	
	1 – RTI	Preceding internal review	Settled outcome	
South Burnett Regional Council	1 – RTI	Direct	Upheld on review	
Sunshine Coast Regional Council	1 – RTI	Direct	Settled outcome	
	3 – RTI	Preceding internal review	Settled outcome	
	1 – RTI	Preceding internal review	Ongoing	
	1 – RTI	Direct	Withdrawn	
	1 – RTI	Preceding internal review	Withdrawn	
Toowoomba Regional Council	1 – RTI	Direct	Ongoing	
	1 – RTI	Preceding internal review	Ongoing	
Whitsunday Regional Council	2 – RTI	Preceding internal review	Upheld on review	
Total RTI	70			
Brisbane City Council	3 – IP	Preceding internal review	Settled outcome	
Logan City Council	1 – IP	Direct	Withdrawn	
Moreton Bay Regional Council	2 – IP	Direct	Settled outcome	
Sunshine Coast Regional Council	1 – IP	Direct	Varied on review – settled outcome	
Total IP	7			
TOTAL	77			

Table 9. Amount of fees and charges received under the RTI Act - section 8(1)(j) RTI Regulation

PORTFOLIO/AGENCY	Application fees received	Processing charges received	Access charges received	Total received
	— \$ —			
Banana Shire Council	40.50	144.00	0.00	184.50
Barcoo Shire Council	40.50	0.00	0.00	40.50
Brisbane City Council	10,562.50	11,114.85	0.00	21,677.35
Bundaberg Regional Council	843.00	0.00	0.00	843.00
Burdekin Shire Council	81.00	0.00	0.00	81.00
Cairns Regional Council	1,862.50	212.50	0.00	2,075.00
Cassowary Coast Regional Council	524.00	1,814.15	0.00	2,338.15
Central Highlands Regional Council	607.50	1,662.25	171.40	2,441.15
Charters Towers Regional Council	40.50	0.00	0.00	40.50
Cloncurry Shire Council	40.50	0.00	0.00	40.50
Cook Shire Council	121.50	1,812.50	0.00	1,934.00
Fraser Coast Regional Council	972.00	0.00	0.00	972.00
Gladstone Regional Council	405.00	0.00	121.00	526.00
Gold Coast City Council	5,746.50	8,890.40	0.00	14,636.90
Gympie Regional Council	283.50	780.25	15.80	1,079.55
Hinchinbrook Shire Council	283.50	0.00	22.60	306.10
Hope Vale Aboriginal Shire Council	40.50	0.00	0.00	40.50

PORTFOLIO/AGENCY	Application fees received	Processing charges received	Access charges received	Total received
		— \$ —		
Ipswich City Council	1,579.50	5,018.75	66.60	6,664.85
Isaac Regional Council	162.00	0.00	0.00	162.00
Lockyer Valley Regional Council	283.50	0.00	0.00	283.50
Logan City Council	256.50	2,156.25	0.00	2,412.75
Longreach Regional Council	40.50	587.50	0.00	628.00
Mackay Regional Council	726.00	301.60	0.00	1,027.60
Maranoa Regional Council	40.50	0.00	0.00	40.50
Moreton Bay Regional Council	4,602.00	555.25	0.00	5,157.25
Mount Isa City Council	40.50	0.00	0.00	40.50
Redland City Council	1,417.50	1,718.75	0.00	3,136.25
Rockhampton Regional Council	1,372.50	1,037.50	8.80	2,418.80
Scenic Rim Regional Council	202.50	1,426.00	0.00	1,628.50
Somerset Regional Council	205.50	0.00	0.00	205.50
South Burnett Regional Council	402.00	0.00	0.00	402.00
Southern Downs Regional Council	251.40	0.00	0.00	251.40
Sunshine Coast Regional Council	2,788.50	3,745.75	0.00	6,534.25
Tablelands Regional Council	564.00	775.00	0.00	1,339.00
Toowoomba Regional Council	967.50	386.00	0.00	1,353.50
Townsville City Council	6,073.50	4,065.75	227.00	10,366.25
Western Downs Regional Council	364.50	3,904.79	0.00	4,269.29
Whitsunday Regional Council	762.50	1,288.65	0.00	2,051.15
TOTAL	45,597.90	53,398.44	633.20	99,629.54

Table 10. Amount of charges received under the IP Act - section 6(j) IP Regulation

PORTFOLIO/AGENCY	Access charges
	\$
Gladstone Regional Council	14.40
Rockhampton Regional Council	29.20
TOTAL	43.60

APPENDIX 15 – National Parks, Recreation, Sport and Racing

Table 1. Number of access applications - section 8(1)(a) RTI Regulation and section 6(a) IP Regulation (including IP amendment applications)

PORTFOLIO/AGENCY	Application type	Received	Transferred	Withdrawn	Finalised 30 June 2013
		— no. —			
Department of National Parks, Recreation, Sport and Racing	Access – RTI	26	2	1	22
Minister for National Parks, Recreation, Sport and Racing	Access – RTI	6	0	0	6
Stadiums Queensland	Access – RTI	1	0	0	1
Total RTI Applications		33	2	1	29
Department of National Parks, Recreation, Sport and Racing	Access – IP	2	0	0	1
Total IP Applications		2	0	0	1
TOTAL APPLICATIONS		35	2	1	30

Table 2. Number of refusals to deal - section 8(1)(b) RTI Regulation and section 6(b) IP Regulation

PORTFOLIO/AGENCY	Provision invoked	No. of times i.e. applications
Stadiums Queensland	s.40 RTI	1
TOTAL		1

Table 3. Number of refusals of access - section 8(1)(c) RTI Regulation and section 6(c) IP Regulation

PORTFOLIO/AGENCY	Application type RTI / IP	Pages considered	Provisions invoked to refuse access	no. of times i.e. pages
			invoked	
Department of National Parks, Recreation, Sport and Racing	RTI	2,078	s.52	2
			sch3(2)(1)(a)	20
			sch3(2)(1)(b)	100
			sch3(2)(1)(c)	37
			sch3(6)(c)(i)	6
			sch3(7)	53
			sch3(10)(1)(d)	32
			sch3(10)(4)	3
			s.49-sch4	1,907
Minister for National Parks, Recreation, Sport and Racing	RTI	370	s.52	2
			sch3(2)(1)(b)	65
			sch3(2)(1)(c)	1
			sch3(6)(c)(i)	10
			sch3(8)(1)	3
			s.49-sch4	135
Stadiums Queensland	RTI	60	sch3(8)(1)	60
Total RTI		2,508		2,436

PORTFOLIO/AGENCY	Application type RTI / IP	Pages considered	Provisions invoked to refuse access	no. of times i.e. pages
Department of National Parks, Recreation, Sport and Racing	IP	157	s.49-sch4	33
Total IP		157		33
TOTAL		2,665		2,469

Table 4. Number of pages included in a disclosure log - section 8(1)(d) RTI Regulation

PORTFOLIO/AGENCY	Total pages published to disclosure log
Department of National Parks, Recreation, Sport and Racing	33
TOTAL	33

Table 5. Number of deemed decisions, and decisions taken to have been made on internal review - section 8(1)(e) RTI Regulation or section 6(d) IP Regulation

There were no deemed decisions and decisions taken to have been made on internal review.

Table 6. Number of refusals of amendment - section 6(e) IP Regulation

There were no refusals to amend documents.

Table 7. Number of internal review applications - section 8(1)(f) RTI Regulation or section 6(f) IP Regulation

PORTFOLIO/AGENCY	No. of internal reviews received	Internal review decision (i.e. upheld on review or varied on review)	If decision varied, how?	Exemption
Department of National Parks, Recreation, Sport and Racing	2 – RTI	Upheld on review		
Total RTI	2			
Department of National Parks, Recreation, Sport and Racing	1 – IP	Varied on review	Additional documents released	
Total IP	1			
TOTAL	3			

Table 8. Number of external review applications - section 8(1)(g) RTI Regulation or section 6(g) IP Regulation

PORTFOLIO/AGENCY	No. of external reviews	Type of review	Decision	Act provision
Department of National Parks, Recreation, Sport and Racing	2 – RTI	Direct	Withdrawn	
	1 – RTI	Preceding internal	Withdrawn	
			Varied on review – additional documents released	
Minister for National Parks, Recreation, Sport and Racing	1 – RTI	Direct		
	1 – RTI	Direct	Settled outcome	
	1 – RTI	Direct	OIC decided not to review	
TOTAL	6			

Table 9. Amount of fees and charges received under the RTI Act - section 8(1)(j) RTI Regulation

PORTFOLIO/AGENCY	Application fees received	Processing charges received	Access charges received	Total received
		— \$ —		
Department of National Parks, Recreation, Sport and Racing	924.00	2,620.25	0.00	3,544.25
Minister for National Parks, Recreation, Sport and Racing	243.00	268.75	0.00	511.75
Stadiums Queensland	40.50	0.00	0.00	40.50
TOTAL	1,207.50	2,889.00	0.00	4,096.50

Table 10. Amount of charges received under the IP Act - section 6(j) IP Regulation

There were no charges received under the IP Act.

APPENDIX 16 – Natural Resources and Mines

Table 1. Number of access applications - section 8(1)(a) RTI Regulation and section 6(a) IP Regulation (including IP amendment applications)

PORTFOLIO/AGENCY	Application type	Received	Transferred	Withdrawn	Finalised 30 June 2013
— no. —					
Department of Natural Resources and Mines	Access – RTI	117	4	17	93
Minister for Natural Resources and Mines	Access – RTI	19	0	1	18
Mount Isa Water Board	Access – RTI	1	0	0	1
Total RTI Applications		137	4	18	112
Department of Natural Resources and Mines	Access – IP	3	0	0	3
Total IP Applications		3	0	0	3
TOTAL APPLICATIONS		140	4	18	115

Table 2. Number of refusals to deal - section 8(1)(b) RTI Regulation and section 6(b) IP Regulation

PORTFOLIO/AGENCY	Provision invoked	No. of times i.e. applications
Department of Natural Resources and Mines	s.43 RTI	1
TOTAL		1

Table 3. Number of refusals of access - section 8(1)(c) RTI Regulation and section 6(c) IP Regulation

PORTFOLIO/AGENCY	Application type RTI / IP	Pages considered	Provisions invoked to refuse access	no. of times i.e. pages
Department of Natural Resources and Mines	RTI	21,716	invoked	
			s.51	4
			s.52	1
			s.53(a)	5
			s.53(d)	220
			sch3(2)	104
			sch3(2)(1)(a)	29
			sch3(3)(1)(a)	132
			sch3(6)	91
			sch3(6)(a)	2
			sch3(6)(c)(i)	10
			sch3(7)	3,685
			sch3(8)(1)	82
			sch3(10)(1)(a)	132
			sch3(10)(1)(b)	6
			sch3(10)(3)	229
			s.49-sch4	2,980
Minister for Natural Resources and Mines	RTI	461	s.52	1
			sch3(2)	4
			sch3(2)(1)(a)	30
			sch3(6)(c)(i)	55

PORTFOLIO/AGENCY	Application type RTI / IP	Pages considered	Provisions invoked to refuse access	no. of times i.e. pages
			invoked	
Minister for Natural Resources and Mines (cont'd)	RTI		sch3(7)	85
			s.49-sch4	137
Mount Isa Water Board	RTI	547	s.49-sch4	2
Total RTI		22,724		8,026
Department of Natural Resources and Mines	IP	592	sch3(7)	1
			s.49-sch4	386
Total IP		592		387
TOTAL		23,316		8,413

Table 4. Number of pages included in a disclosure log - section 8(1)(d) RTI Regulation

PORTFOLIO/AGENCY	Total pages published to disclosure log
Department of Natural Resources and Mines	106
TOTAL	106

Table 5. Number of deemed decisions, and decisions taken to have been made on internal review - section 8(1)(e) RTI Regulation or section 6(d) IP Regulation

There were no deemed decisions and decisions taken to have been made on internal review.

Table 6. Number of refusals of amendment - section 6(e) IP Regulation

There were no refusals to amend documents.

Table 7. Number of internal review applications - section 8(1)(f) RTI Regulation or section 6(f) IP Regulation

PORTFOLIO/AGENCY	No. of internal reviews received	Internal review decision (i.e. upheld on review or varied on review)	If decision varied, how?	Exemption
Department of Natural Resources and Mines	5 – RTI	Upheld on review		
	1 – RTI	Varied on review	Additional information excluded	s.49-sch4
	1 – RTI	Varied on review	All information excluded	sch3(8)(1)
	1 – RTI	Varied on review	Additional documentation found	s.53(c)
	1 – RTI	Varied on review	Additional information released	s.49-sch4
TOTAL	9			

Table 8. Number of external review applications - section 8(1)(g) RTI Regulation or section 6(g) IP Regulation

PORTFOLIO/AGENCY	No. of external reviews	Type of review	Decision	Act provision
Department of Natural Resources and Mines	1 – RTI	Preceding internal	Withdrawn	
	1 – RTI	Direct	Withdrawn	
	2 – RTI	Direct	OIC conducting review	
Minister for Natural Resources and Mines	1 – RTI	Preceding internal	OIC conducting review	
	2 – RTI	Direct	Withdrawn	
	1 – RTI	Direct	Withdrawn	
	1 – RTI	Direct	Upheld on review	
	1 – RTI	Direct	Varied on review – additional 10 documents released in full	
	1 – RTI	Direct	OIC conducting review	
TOTAL	11			

Table 9. Amount of fees and charges received under the RTI Act - section 8(1)(j) RTI Regulation

PORTFOLIO/AGENCY	Application fees received	Processing charges received	Access charges received	Total received
		— \$ —		
Department of Natural Resources and Mines	4,452.00	12,668.75	668.75	17,789.50
Minister for Natural Resources and Mines	769.50	743.75	0.00	1,513.25
Mount Isa Water Board	40.50	0.00	0.00	40.50
TOTAL	5,262.00	13,412.50	668.75	19,343.25

Table 10. Amount of charges received under the IP Act - section 6(j) IP Regulation

There were no charges received under the IP Act.

APPENDIX 17 – Science, Information Technology, Innovation and the Arts

Table 1. Number of access applications - section 8(1)(a) RTI Regulation and section 6(a) IP Regulation (including IP amendment applications)

PORTFOLIO/AGENCY	Application type	Received	Transferred	Withdrawn	Finalised 30 June 2013
— no. —					
Department of Science, Information Technology, Innovation and the Arts	Access – RTI	31	0	3	25
Office of the Minister for Science, Information Technology, Innovation and the Arts	Access – RTI	13	0	1	12
Queensland Performing Arts Centre	Access – RTI	1	0	0	1
State Library of Queensland	Access – RTI	1	0	0	0
Total RTI Applications		46	0	4	38
Department of Science, Information Technology, Innovation and the Arts	Access – IP	3	0	0	5
State Library of Queensland	Access – IP	1	0	0	1
Total IP Applications		4	0	0	6
TOTAL APPLICATIONS		50	0	4	44

Table 2. Number of refusals to deal - section 8(1)(b) RTI Regulation and section 6(b) IP Regulation

There were no refusals to deal.

Table 3. Number of refusals of access - section 8(1)(c) RTI Regulation and section 6(c) IP Regulation

PORTFOLIO/AGENCY	Application type RTI / IP	Pages considered	Provisions invoked to refuse access	no. of times i.e. pages
			invoked	
Department of Science, Information Technology, Innovation and the Arts	RTI	8,071	sch3(1)	523
			sch3(2)(1)(a)	1,146
			sch3(2)(1)(b)	691
			sch3(6)	165
			sch3(6)(c)(i)	11
			sch3(7)	16
			sch3(8)(1)	1,195
			sch3(10)(1)(i)	13
			sch3(10)(4)	2
			s.47(3)(b)	778
			s.52	4
Office of the Minister for Science, Information Technology, Innovation and the Arts	RTI	486	sch3(10)(1)(i)	13
			sch3(2)(1)(b)	13
			s.47(3)(b)	270
			s.52	5
Queensland Performing Arts Centre	RTI	6	s.47(3)(b)	6
Total RTI		8,563		4,851

PORTFOLIO/AGENCY	Application type RTI / IP	Pages considered	Provisions invoked to refuse access	
			invoked	no. of times i.e. pages
Department of Science, Information Technology, Innovation and the Arts	IP	337	full release	
State Library of Queensland	IP	674	s.66 - deemed	1
Total IP		1,011		1
TOTAL		9,574		4,852

Table 4. Number of pages included in a disclosure log - section 8(1)(d) RTI Regulation

PORTFOLIO/AGENCY	Total pages published to disclosure log
Department of Science, Information Technology, Innovation and the Arts	443
Office of the Minister for Science, Information Technology, Innovation and the Arts	391
Queensland Performing Arts Centre	6
TOTAL	840

Table 5. Number of deemed decisions, and decisions taken to have been made on internal review - section 8(1)(e) RTI Regulation or section 6(d) IP Regulation

PORTFOLIO/AGENCY	Provision invoked	No. of times
Department of Science, Information Technology, Innovation and the Arts	s.46 RTI	7
Total RTI		7
State Library of Queensland	s.66 IP	1
Total IP		1
TOTAL		8

Table 6. Number of refusals of amendment - section 6(e) IP Regulation

There were no refusals to amend documents.

Table 7. Number of internal review applications - section 8(1)(f) RTI Regulation or section 6(f) IP Regulation

There were no internal review applications.

Table 8. Number of external review applications - section 8(1)(g) RTI Regulation or section 6(g) IP Regulation

PORTFOLIO/AGENCY	No. of external reviews	Type of review	Decision	Act provision
Department of Science, Information Technology, Innovation and the Arts	3 – RTI	Direct	Withdrawn	
Office of the Minister for Science, Information Technology, Innovation and the Arts	1 – RTI	Direct	Varied on review – settled outcome	
State Library of Queensland	1 – RTI	Direct	Varied on review – extension for decision granted – settled outcome	
TOTAL	5			

Table 9. Amount of fees and charges received under the RTI Act - section 8(1)(j) RTI Regulation

PORTFOLIO/AGENCY	Application fees received	Processing charges received	Access charges received	Total received
		— \$ —		
Department of Science, Information Technology, Innovation and the Arts	1,336.50	5,690.00	0.00	7,026.50
Office of the Minister for Science, Information Technology, Innovation and the Arts	445.50	500.00	0.00	945.50
TOTAL	1,782.00	6,190.00	0.00	7,972.00

Table 10. Amount of charges received under the IP Act - section 6(j) IP Regulation

There were no charges received under the IP Act.

APPENDIX 18 – State Development, Infrastructure and Planning

Table 1. Number of access applications - section 8(1)(a) RTI Regulation and section 6(a) IP Regulation (including IP amendment applications)

PORTFOLIO/AGENCY	Application type	Received	Transferred	Withdrawn	Finalised 30 June 2013
— no. —					
Department of State Development, Infrastructure and Planning	Access – RTI	71	0	15	48
Office of the Deputy Premier	Access – RTI	25	1	24	24
Queensland Reconstruction Authority	Access – RTI	1	0	0	0
Southbank Corporation	Access – RTI	1	0	1	0
Urban Land Development Authority ²²	Access – RTI	1	0	0	0
Total RTI Applications		99	1	40	72
Department of State Development, Infrastructure and Planning	Access – IP	2	0	1	0
Total IP Applications		2	0	1	0
TOTAL APPLICATIONS		101	1	41	72

Table 2. Number of refusals to deal - section 8(1)(b) RTI Regulation and section 6(b) IP Regulation

PORTFOLIO/AGENCY	Provision invoked	No. of times i.e. applications
Department of State Development, Infrastructure and Planning	s.41 RTI	4
TOTAL		4

Table 3. Number of refusals of access - section 8(1)(c) RTI Regulation and section 6(c) IP Regulation

PORTFOLIO/AGENCY	Application type RTI / IP	Pages considered	Provisions invoked to refuse access	no. of times i.e. pages
Department of State Development, Infrastructure and Planning	RTI	29,289	invoked	
			sch3(1)	33
			sch3(2)(1)(a)	296
			sch3(2)(1)(b)	180
			sch3(2)(1)(c)	74
			sch3(3)(1)(b)	252
			sch3(3)(1)(d)	32
			sch3(6)(c)(i)	40
			sch3(7)	4,047
			sch3(8)(1)	507
			sch3(12)(1)	1
			s.49-sch4	9,601
			s.52	4
			s.53	183

²² Urban Land Development Authority (ULDA) is now called Economic Development Queensland. ULDA merged with the Department of State Development, Infrastructure and Planning (DSDIP) in February 2013. Therefore, after the merge, the application ULDA received was processed by DSDIP so all statistics to do with the application initially received by ULDA are captured within DSDIP's statistics.

PORTFOLIO/AGENCY	Application type RTI / IP	Pages considered	Provisions invoked to refuse access	no. of times i.e. pages
			invoked	
Department of State Development, Infrastructure and Planning (cont'd)	RTI		s.53(b)	755
			s.53(d)	315
			s.73(1)	3,959
Office of the Deputy Premier	RTI	1,222	sch3(2)(1)(a)	2
			sch3(6)	38
			sch3(6)(c)(ii)	54
			sch3(7)	55
			sch3(8)(1)	22
			s.49-sch4	265
			s.52	4
			s.53(b)	15
			s.73(1)	219
			s.13	22
TOTAL		30,511		20,975

Table 4. Number of pages included in a disclosure log - section 8(1)(d) RTI Regulation

PORTFOLIO/AGENCY	Total pages published to disclosure log
Department of State Development, Infrastructure and Planning	726
Office of the Deputy Premier	21
TOTAL	747

Table 5. Number of deemed decisions, and decisions taken to have been made on internal review - section 8(1)(e) RTI Regulation or section 6(d) IP Regulation

PORTFOLIO/AGENCY	Provision invoked	No. of times
Department of State Development, Infrastructure and Planning	s.46 RTI	1
TOTAL		1

Table 6. Number of refusals of amendment - section 6(e) IP Regulation

There were no refusals to amend documents.

Table 7. Number of internal review applications - section 8(1)(f) RTI Regulation or section 6(f) IP Regulation

PORTFOLIO/AGENCY	No. of internal reviews received	Internal review decision (i.e. upheld on review or varied on review)	If decision varied, how?	Exemption
Department of State Development, Infrastructure and Planning	5 – RTI	Varied on review	2 documents released in part	sch3(7), sch3(2)(1)(b), s.49-sch4, pt4(6)

PORTFOLIO/AGENCY	No. of internal reviews received	Internal review decision (i.e. upheld on review or varied on review)	If decision varied, how?	Exemption
Department of State Development, Infrastructure and Planning (cont'd)		Varied on review	Sufficiency of search 143 documents considered - access refused	s.49-sch4, pt4(4)(1)(b)
		Upheld on review		
		Upheld on review		s.49-sch4, sch3(7)
		Varied on review	Decision made to redact further information from documents before release	s.49-sch4, pt3(3)
TOTAL	5			

Table 8. Number of external review applications - section 8(1)(g) RTI Regulation or section 6(g) IP Regulation

PORTFOLIO/AGENCY	No. of external reviews	Type of review	Decision	Act provision
Department of State Development, Infrastructure and Planning	7 – RTI	Direct	Ongoing – not yet finalised	
	4 – RTI	Direct	Withdrawn	Informal resolution under s.90(4)(a)
	1 – RTI	Direct	Decision varied	Informal resolution – applicant no longer wished to proceed
Office of the Deputy Premier	1 – RTI	Direct	Withdrawn	Informal resolution
	7 – RTI	Direct	Withdrawn	Informal resolution
	2 – RTI	Direct	Withdrawn	Informal resolution
	1 – RTI	Direct	Withdrawn	Informal resolution under s.90(4)(a)
	2 – RTI	Direct	Ongoing – not yet finalised	
	1 – RTI	Direct	Decision varied	s.49-sch4, pt4(6)
TOTAL	26			

Table 9. Amount of fees and charges received under the RTI Act - section 8(1)(j) RTI Regulation

PORTFOLIO/AGENCY	Application fees received	Processing charges received	Access charges received	Total received
	— \$ —			
Department of State Development, Infrastructure and Planning	2,872.50	27,780.00	0.00	30,652.50
Office of the Deputy Premier	1,012.50	2,918.75	0.00	3,931.25
Queensland Reconstruction Authority	41.50	0.00	0.00	41.50
Urban Land Development Authority ²³	41.50	0.00	0.00	41.50
TOTAL	3,968.00	30,698.75	0.00	34,666.75

Table 10. Amount of charges received under the IP Act - section 6(j) IP Regulation

There were no charges received under the IP Act.

²³ Initial fee for one application collected by ULDA. All other charges for the application have been captured in the Department of State Development, Infrastructure and Planning's statistics.

APPENDIX 19 – Tourism, Major Events, Small Business and the Commonwealth Games

Table 1. Number of access applications - section 8(1)(a) RTI Regulation and section 6(a) IP Regulation (including IP amendment applications)

PORTFOLIO/AGENCY	Application type	Received	Transferred	Withdrawn	Finalised 30 June 2013
— no. —					
Department of Tourism, Major Events, Small Business and the Commonwealth Games	Access – RTI	7	0	0	5
Minister for Tourism, Major Events, Small Business and the Commonwealth Games	Access – RTI	9	0	0	9
Tourism Queensland and Events Queensland	Access – RTI	1	0	0	1
Total RTI Applications		17	0	0	15
TOTAL APPLICATIONS		17	0	0	15

Table 2. Number of refusals to deal - section 8(1)(b) RTI Regulation and section 6(b) IP Regulation

PORTFOLIO/AGENCY	Provision invoked	No. of times i.e. applications
Tourism Queensland and Events Queensland	s.41 RTI	1
TOTAL		1

Table 3. Number of refusals of access - section 8(1)(c) RTI Regulation and section 6(c) IP Regulation

PORTFOLIO/AGENCY	Application type RTI / IP	Pages considered	Provisions invoked to refuse access	no. of times i.e. pages
			invoked	
Department of Tourism, Major Events, Small Business and the Commonwealth Games	RTI	721	s.52	2
			sch3(2)(1)(a)	127
			sch3(6)(c)(i)	2
			sch3(7)	22
			s.49-sch4	153
Minister for Tourism, Major Events, Small Business and the Commonwealth Games	RTI	337	s.52	3
			sch3(2)(1)(a)	87
			sch3(2)(1)(b)	2
			sch3(2)(1)(c)	2
			sch3(3)(1)(e)	1
			s.49-sch4	151
TOTAL		1,058		552

Table 4. Number of pages included in a disclosure log - section 8(1)(d) RTI Regulation

PORTFOLIO/AGENCY	Total pages published to disclosure log
Department of Tourism, Major Events, Small Business and the Commonwealth Games	94
TOTAL	94

Table 5. Number of deemed decisions, and decisions taken to have been made on internal review - section 8(1)(e) RTI Regulation or section 6(d) IP Regulation

There were no deemed decisions, and decisions taken to have been made on internal review.

Table 6. Number of refusals of amendment - section 6(e) IP Regulation

There were no refusals to amend documents.

Table 7. Number of internal review applications - section 8(1)(f) RTI Regulation or section 6(f) IP Regulation

There were no internal review applications.

Table 8. Number of external review applications - section 8(1)(g) RTI Regulation or section 6(g) IP Regulation

There were no external review applications.

Table 9. Amount of fees and charges received under the RTI Act - section 8(1)(j) RTI Regulation

PORTFOLIO/AGENCY	Application fees received	Processing charges received	Access charges received	Total received
		— \$ —		
Department of Tourism, Major Events, Small Business and the Commonwealth Games	282.00	897.50	0.00	1,179.50
Minister for Tourism, Major Events, Small Business and the Commonwealth Games	364.50	0.00	0.00	364.50
TOTAL	646.50	897.50	0.00	1,544.00

Table 10. Amount of charges received under the IP Act - section 6(j) IP Regulation

There were no charges received under the IP Act.

APPENDIX 20 – Transport and Main Roads

Table 1. Number of access applications - section 8(1)(a) RTI Regulation and section 6(a) IP Regulation (including IP amendment applications)

PORTFOLIO/AGENCY	Application type	Received	Transferred	Withdrawn	Finalised 30 June 2013
— no. —					
Department of Transport and Main Roads	Access – RTI	605	3	197	394
Minister for Transport and Main Roads	Access – RTI	12	0	2	8
TransLink	Access – RTI	2	0	1	1
Gladstone Ports Corporation Limited	Access – RTI	3	0	0	3
North Queensland Bulk Ports Corporation Limited	Access – RTI	4	0	0	4
Queensland Rail	Access – RTI	26	0	6	20
Total RTI Applications		652	3	206	430
Department of Transport and Main Roads	Access – IP	79	1	23	53
Minister for Transport and Main Roads	Access – IP	1	0	0	1
TransLink	Access – IP	6	0	0	6
Queensland Rail	Access – IP	15	0	1	14
Total IP Applications		101	1	24	74
Department of Transport and Main Roads	Amendment – IP	1	0	1	0
Total IP Amendment Applications		1	0	1	0
TOTAL APPLICATIONS		754	4	231	504

Table 2. Number of refusals to deal - section 8(1)(b) RTI Regulation and section 6(b) IP Regulation

PORTFOLIO/AGENCY	Provision invoked	No. of times <i>i.e. applications</i>
Department of Transport and Main Roads	s.40 RTI	3
	s.41 RTI	8
Queensland Rail	s.40 RTI	2
TOTAL		13

Table 3. Number of refusals of access - section 8(1)(c) RTI Regulation and section 6(c) IP Regulation

PORTFOLIO/AGENCY	Application type RTI / IP	Pages considered	Provisions invoked to refuse access	no. of times <i>i.e. pages</i>
Department of Transport and Main Roads	RTI	35,866	invoked	
			sch3(2)(1)(a)	442
			sch3(2)(1)(b)	83
			sch3(2)(1)(c)	193
			sch3(4)	2
			sch3(6)(c)(i)	21
			sch3(7)	774
			sch3(10)	126
			sch3(10)(1)(b)	2
			sch3(10)(1)(d)	40
			sch3(10)(1)(g)	6
			sch3(10)(4)	865
			sch3(12)	4

PORTFOLIO/AGENCY	Application type RTI / IP	Pages considered	Provisions invoked to refuse access	no. of times i.e. pages
			invoked	
Department of Transport and Main Roads (<i>cont'd</i>)	RTI		s.49-sch4	3,749
			s.52	33
			s.53(a)	156
			s.53(d)	1
Minister for Transport and Main Roads	RTI	381	sch3(2)(1)(b)	14
			s.49-sch4	26
TransLink	RTI	143	s.49-sch4	90
North Queensland Bulk Ports Corporation Limited	RTI	126	s.47(3)(b)	4
	RTI	3	s.47(3)(b)	3
			s.47(3)(a), s.49-sch4(8), s.47(3)(b)	271 ²⁴
Queensland Rail	RTI	845	sch3(2)(1)(a)	20
			sch3(2)(1)(b)	86
			sch3(10)(1)(a)	46
			sch3(10)(1)(c)	1
			s.47(3)(b)	227
			s.47(3)(e)	1
Total RTI		38,648		7,302
Department of Transport and Main Roads	IP	11,411	sch3(2)(1)(a)	6
			sch3(7)	3,032
			sch3(10)	150
			sch3(10)(1)(b)	2
			sch3(10)(1)(d)	24
			sch3(10)(4)	3
			s.49-sch4	1,201
			sch3(10)(1)(d)	112
			sch3(7)	327
			s.49-sch4	151
			s.52	3
Queensland Rail	IP	1,501	sch3(7)	100
			sch3(10)(4)	333
			s.47(3)(b)	460
			sch3(12)(1)	1
			sch3(10)(1)(f)	33
			sch3(10)(1)(i)	33
Total IP		12,912		5,971
TOTAL		51,560		13,273

Table 4. Number of pages included in a disclosure log - section 8(1)(d) RTI Regulation

PORTFOLIO/AGENCY	Total pages published to disclosure log
Department of Transport and Main Roads	13,861
Minister for Transport and Main Roads	676
TransLink	133
North Queensland Bulk Ports Corporation Limited	846
Queensland Rail	full – 903 part - 116
TOTAL	16,535

²⁴ right to privacy = 271; found an action for breach of confidence = 16

Table 5. Number of deemed decisions, and decisions taken to have been made on internal review - section 8(1)(e) RTI Regulation or section 6(d) IP Regulation

PORTFOLIO/AGENCY	Provision invoked	No. of times
Gladstone Ports Corporation Limited	s.46 RTI	3
TOTAL		3

Table 6. Number of refusals of amendment - section 6(e) IP Regulation

There were no refusals to amend documents.

Table 7. Number of internal review applications - section 8(1)(f) RTI Regulation or section 6(f) IP Regulation

PORTFOLIO/AGENCY	No. of internal reviews received	Internal review decision (i.e. upheld on review or varied on review)	If decision varied, how?	Exemption
Department of Transport and Main Roads	2 – RTI	Withdrawn		
	6 – RTI	Upheld on review		s.49-sch4
	5 – RTI	Varied on review	Additional documents located	
	2 – RTI	Affirmed original decision	Deemed	
Total RTI	15			
Department of Transport and Main Roads	5 – IP	Upheld on review		s.52, sch3(10)(1)(d) sch3(7)
	1 – IP	Varied on review	Additional documents located	
Minister for Transport and Main Roads	1 – IP	Upheld on review		
Queensland Rail	1 – IP	Varied on review	24 further pages released	s.49-sch4, pt3, factors 2, 3, 6, 8, 9, 16, 17, 19
TransLink	2 – IP	Upheld on review		
Total IP	10			
TOTAL	25			

Table 8. Number of external review applications - section 8(1)(g) RTI Regulation or section 6(g) IP Regulation

PORTFOLIO/AGENCY	No. of external reviews	Type of review	Decision	Act provision
Department of Transport and Main Roads	1 – RTI	Direct	Withdrawn	
	1 – RTI	Preceding internal	Withdrawn	
	4 – RTI	Direct	Settled outcome	
	1 – RTI	Preceding internal	Settled outcome	
	2 – RTI	Direct	Upheld on review	
	2 – RTI	Preceding internal	Upheld on review	
	2 – RTI	Direct	OIC conducting review	
Minister for Transport and Main Roads	1 – RTI	Direct	Withdrawn	
Queensland Rail	2 – RTI	Direct	Upheld on review	
Total RTI	16			

PORTFOLIO/AGENCY	No. of external reviews	Type of review	Decision	Act provision
Department of Transport and Main Roads	1 – IP	Preceding internal	Upheld on review	
	3 – IP	Direct	OIC conducting review	
	1 – IP	Preceding internal	OIC conducting review	
Minister for Transport and Main Roads	1 – IP	Preceding internal	OIC conducting review	
Queensland Rail	1 – IP	Direct	Varied on review – partial release of documents	
TransLink	2 – IP	Preceding internal	Upheld on review	
Total IP	9			
TOTAL	25			

Table 9. Amount of fees and charges received under the RTI Act - section 8(1)(j) RTI Regulation

PORTFOLIO/AGENCY	Application fees received	Processing charges received	Access charges received	Total received
		— \$ —		
Department of Transport and Main Roads	20,811.00	39,047.30	58.70	59,917.00
Minister for Transport and Main Roads	486.00	843.75	0.00	1,329.75
TransLink	40.50	0.00	0.00	40.50
Gladstone Ports Corporation Limited	121.50	0.00	0.00	121.50
North Queensland Bulk Ports Corporation Limited	162.00	455.75	12.00	629.75
Queensland Rail	695.00	0.00	0.00	695.00
TOTAL	22,316.00	40,346.80	70.70	62,733.50

Table 10. Amount of charges received under the IP Act - section 6(j) IP Regulation

There were no charges received under the IP Act.

APPENDIX 21 – Queensland Treasury and Trade

Table 1. Number of access applications - section 8(1)(a) RTI Regulation and section 6(a) IP Regulation (including IP amendment applications)

PORTFOLIO/AGENCY	Application type	Received	Transferred	Withdrawn	Finalised 30 June 2013
— no. —					
Queensland Treasury and Trade	Access – RTI	68	3	3	69
Office of the Treasurer and Minister for Trade	Access – RTI	12	0	0	10
Board of Trustees of State Public Sector Super Fund (QSuper)	Access – RTI	0	0	0	1
Motor Accident Insurance Commission (MAIC)	Access – RTI	1	0	0	1
Nominal Defendant	Access – RTI	1	0	0	1
Total RTI Applications		82	3	3	82
Queensland Treasury and Trade	Access – IP	18	0	2	18
Board of Trustees of State Public Sector Super Fund (QSuper)	Access – IP	6	0	0	6
Total IP Applications		24	0	2	24
TOTAL APPLICATIONS		106	3	5	106

Table 2. Number of refusals to deal - section 8(1)(b) RTI Regulation and section 6(b) IP Regulation

PORTFOLIO/AGENCY	Provision invoked	No. of times i.e. applications
Queensland Treasury and Trade	s.40 RTI	1
TOTAL		1

Table 3. Number of refusals of access - section 8(1)(c) RTI Regulation and section 6(c) IP Regulation

PORTFOLIO/AGENCY	Application type RTI / IP	Pages considered	Provisions invoked to refuse access	no. of times i.e. pages
Queensland Treasury and Trade	RTI	12,936	invoked s.53(a)	4
			s.49-sch4	4,001
			sch3(10)(1)(a)	973
			sch3(10)(1)(f)	1,060
			sch3(12)(1)	1,013
			sch3(2)(1)(a)	1,477
			sch3(2)(1)(b)	755
			sch3(2)(1)(c)	164
			sch3(6)(c)(i)	114
			sch3(7)	472
			sch3(8)(1)	445
			sch3(4)	147
Office of the Treasurer and Minister for Trade	RTI	999	s.49-sch4	956
			sch3(2)(1)(b)	5
			sch3(6)(c)(i)	1
			sch3(8)(1)	2
Motor Accident Insurance Commission (MAIC)	RTI	66	sch3(6)(c)(i)	28
Nominal Defendant	RTI	16	s.49-sch4	15
Total RTI		14,017		11,632

PORTFOLIO/AGENCY	Application type RTI / IP	Pages considered	Provisions invoked to refuse access	
			invoked	no. of times i.e. pages
Queensland Treasury and Trade	IP	779	s.47(3)(d)	3
			s.49-sch4	27
			sch3(10)(1)(a)	416
			sch3(10)(1)(f)	8
Board of Trustees of State Public Sector Super Fund (QSuper)	IP	667	s.47(3)(d)	40
Total IP		1,446		494
TOTAL		15,463		12,126

Table 4. Number of pages included in a disclosure log - section 8(1)(d) RTI Regulation

PORTFOLIO/AGENCY	Total pages published to disclosure log
Queensland Treasury and Trade	6,128
Office of the Treasurer and Minister for Trade	982
Motor Accident Insurance Commission (MAIC)	38
TOTAL	7,148

Table 5. Number of deemed decisions, and decisions taken to have been made on internal review - section 8(1)(e) RTI Regulation or section 6(d) IP Regulation

There were no deemed decisions, and decisions taken to have been made on internal review.

Table 6. Number of refusals of amendment - section 6(e) IP Regulation

There were no refusals to amend documents.

Table 7. Number of internal review applications - section 8(1)(f) RTI Regulation or section 6(f) IP Regulation

PORTFOLIO/AGENCY	No. of internal reviews received	Internal review decision (i.e. upheld on review or varied on review)	If decision varied, how?	Exemption
Queensland Treasury and Trade	1 – RTI	Varied on review	Original decision maker refused access. On review one document was released.	s.49-sch4
Office of the Treasurer and Minister for Trade	1 – RTI	Upheld on review		
	1 – RTI	Upheld on review		
	1 – RTI	Varied on review	Additional exemption provision applied	sch3(10)(1)(e)
Nominal Defendant	1 – RTI	Varied on review	Accepted objections by third party consulted	sch3(8)(1)
TOTAL	5			

Table 8. Number of external review applications - section 8(1)(g) RTI Regulation or section 6(g) IP Regulation

PORTFOLIO/AGENCY	No. of external reviews	Type of review	Decision	Act provision
Queensland Treasury and Trade	1 – RTI	Direct	Upheld on review	
	1 – RTI	Direct	Varied on review	sch3(12)(1)
	1 – RTI	Direct	OIC conducting review	
	1 – RTI	Direct	OIC conducting review	
	1 – RTI	Direct	OIC conducting review	
Office of the Treasurer and Minister for Trade	1 – RTI	Direct	Withdrawn	
	1 – RTI	Direct	Resolved informally	
	1 – RTI	Direct	OIC conducting review	
	1 – RTI	Direct	Varied on review	s.49 – contrary to public interest
Total RTI	9			
Board of Trustees of State Public Sector Super Fund (QSuper)	1 – IP		OIC conducting review	
Total IP	1			
TOTAL	10			

Table 9. Amount of fees and charges received under the RTI Act - section 8(1)(j) RTI Regulation

PORTFOLIO/AGENCY	Application fees received	Processing charges received	Access charges received	Total received
		— \$ —		
Queensland Treasury and Trade	2,625.00	8,567.00	0.00	11,192.00
Office of the Treasurer and Minister for Trade	445.50	1,275.00	0.00	1,720.50
Motor Accident Insurance Commission (MAIC)	40.50	0.00	0.00	40.50
Nominal Defendant	40.50	0.00	0.00	40.50
TOTAL	3,151.50	9,842.00	0.00	12,993.50

Table 10. Amount of charges received under the IP Act - section 6(j) IP Regulation

There were no charges received under the IP Act.

APPENDIX 22 – Efforts by agencies to further objects of the RTI and IP Acts

Reference Table

Activity No.	Efforts by agencies to further the objects of the RTI Act or the IP Act
1	electronic processing of all RTI and IP applications using redaction technology
2	use of 'RTIPS' case management system for recording, tracking and reporting RTI and IP applications
3	'RTIPS' case management system for recording, tracking and reporting RTI and IP applications kept up-to-date
4	attendance by RTI/IP officers at internal RTI training sessions
5	attendance by RTI/IP officers at internal IP training sessions
6	attendance by RTI/IP officers at external RTI training sessions
7	attendance by RTI/IP officers at external IP training sessions
8	attendance by Ministerial officers at internal RTI training sessions
9	attendance by Ministerial officers at internal IP training sessions
10	attendance by Ministerial officers at external RTI training sessions
11	attendance by Ministerial officers at external IP training sessions
12	identified further training and professional development activities for RTI/IP officers
13	RTI and IP awareness training provided to agency staff for cross-skilling of RTI decision makers
14	online IP training module available to all staff on My HPW Intranet
15	online IP training module available to all staff on Evolve
16	staff involvement in RTI and IP Managers' Forums
17	RTI and IP sessions included in induction sessions for new departmental staff
18	officers engaged with applicants early in the processing cycle to clarify requests and offer advice
19	assistance given to members of the public when making applications or inquiries regarding RTI/IP
20	provided documents to applicants on CD-ROM, USB, hard copy or via email
21	further adoption of "push" model principles through increased use of administrative access, publication scheme and disclosure log releases
22	continued to implement, upgrade and support various administrative access schemes
23	continued awareness and use of administrative release and other forms of proactive disclosure
24	conducted a process review to identify opportunities for efficiencies and improved accountability
25	increased flexibility offered to applicants for credit card payment
26	use of correspondence templates in order to promote consistency and allow for more efficient processing of applications
27	continued to be proactive in the disclosure and publication of information on the agency's disclosure log and publication scheme
28	development of new internal policies and procedures in relation to RTI and IP
29	new policies and procedures continually being updated
30	development and implementation of a new records management system, i.e. eDRMS
31	requests for information recorded on central database for reporting and record management purposes
32	maintained and updated (when required) agency's internet and hyperlinks on the RTI and IP pages
33	maintained and updated (when required) agency's intranet and hyperlinks on the RTI and IP pages
34	RTI and IP policies, procedures, forms and fact sheets reviewed and amended
35	Office of the Information Commissioner decisions regularly broadcast to staff within the RTI and Privacy Unit

The tables below summarise the efforts made by agencies and statutory authorities during this reporting period which builds on efforts made in the previous year. Efforts to further the objects of the legislation are required under section 8(1)(k) of the RTI Regulation and section 6(k) of the IP Regulation.

Information on these efforts applies to agencies and their statutory authorities, except where specific comments have been made against a statutory authority.

Portfolio	Activities described by the agency
Premier and Cabinet	Department of the Premier and Cabinet <ul style="list-style-type: none"> activity numbers 1, 3, 4, 8-10, 16-21 and 32 apply Office of the Premier <ul style="list-style-type: none"> activity numbers 1, 3, 10, 18, 19, 21, 27 and 31 apply Queensland Audit Office <ul style="list-style-type: none"> activity numbers 1, 6, 7, 14, 17, 18, 20, 26, 28, 31 and 32 apply Public Service Commission <ul style="list-style-type: none"> activity numbers 6, 7, 16, 18, 20 and 23 apply Office of the Queensland Integrity Commissioner <ul style="list-style-type: none"> activity number 29 applies general right of access given to information in the government Office of the Queensland Parliamentary Counsel <ul style="list-style-type: none"> activity numbers 6 and 7 apply
Aboriginal and Torres Strait Islander and Multicultural Affairs	Department of Aboriginal and Torres Strait Islander and Multicultural Affairs <ul style="list-style-type: none"> activity number 23 applies
Agriculture, Fisheries and Forestry	Department of Agriculture, Fisheries and Forestry <ul style="list-style-type: none"> activity numbers 1-4, 6, 8, 12, 16 and 18-35 apply Queensland Rural Adjustment Authority <ul style="list-style-type: none"> activity numbers 15, 16 and 29 apply
Communities, Child Safety and Disability Services	Department of Communities, Child Safety and Disability Services <ul style="list-style-type: none"> activity numbers 4-7, 13, 18, 19, 22, 24, 26, 31, 34 and 35 apply RTI included in Code of Conduct training provided RTI awareness to Ministerial officers, Office of the Director-General and other senior executives RTI as a last resort and administrative access provided where permissible, specifically the Commission for Children and Young People and Child Guardian, The Forde Foundation and Micah Projects implementation of the purpose built Resolve case management system information sheets and the Applicant Pack developed attendance at the Office of the Information Commissioner (OIC) forums RTI business process review to streamline application processes and engage with applicants early in the process Commission for Children, Young People and Child Guardian <ul style="list-style-type: none"> activity numbers 1 and 5-7 apply conduct by RTI/IP officers of internal administrative release training focus on proactive disclosure of information, including as part of the publication scheme
Community Safety	Department of Community Safety <ul style="list-style-type: none"> activity numbers 1-6, 8, 13, 18-21, 24-26, 31, 32 and 35 apply
Police Service	Queensland Police Service <ul style="list-style-type: none"> activity numbers 1-7, 18-20, 22, 23, 26, 27, 29, 32, 33 and 35 apply Minister for Police and Community Safety <ul style="list-style-type: none"> activity numbers 1, 2 and 18-20 apply
Education, Training and Employment	Department of Education, Training and Employment <ul style="list-style-type: none"> activity numbers 1, 2, 4-7, 12, 13, 16-24, 26-29, 31-33 and 35 apply Minister for Education, Training and Employment <ul style="list-style-type: none"> activity numbers 1, 2, 8-13, 16-24, 26-29, 31-33 and 35 apply Central Queensland University <ul style="list-style-type: none"> activity numbers 1, 18-22 and 31-33 apply Gold Coast Institute of TAFE ²⁵ <ul style="list-style-type: none"> activity numbers 5, 6, 17, 18 and 31-34 apply

²⁵ ceased to exist on 30 June 2013

Portfolio	Activities described by the agency
	<p>Griffith University</p> <ul style="list-style-type: none"> activity numbers 13, 18-20, 23, 25, 26, 31, 32 and 34 apply <p>James Cook University</p> <ul style="list-style-type: none"> activity numbers 1, 19, 20, 30 and 32 apply <p>Non-State Schools Accreditation Board (including Non-State Schools Eligibility for Government Funding Committee)</p> <ul style="list-style-type: none"> activity numbers 1, 2, 4-7, 12, 13, 16-24, 26-29, 31-33 and 35 apply <p>Queensland College of Teachers</p> <ul style="list-style-type: none"> activity numbers 4 and 17 apply <p>Queensland Studies Authority</p> <ul style="list-style-type: none"> activity numbers 6 and 7 apply <p>Queensland University of Technology</p> <ul style="list-style-type: none"> activity numbers 1, 6, 7, 12, 17-23, 25, 26, 29 and 35 apply <p>Southbank Institute of Technology ²⁶</p> <ul style="list-style-type: none"> activity numbers 1, 2, 5, 6, 12, 17-20, 22-24, 32, 34 and 35 apply <p>University of Queensland</p> <ul style="list-style-type: none"> activity numbers 1, 6 and 7 apply review of the University's administrative access schemes <p>University of Southern Queensland</p> <ul style="list-style-type: none"> activity numbers 7, 18-21, 23, 25, 27 and 30 apply informal enquiries to access information are, in the main, resolved to the satisfaction of clients without the need to pursue a formal RTI access application, i.e. through negotiation between RTI Unit and senior management published documents, including policy documents, of the agency are available from USQ Policy Library – refer to http://policy.usq.edu.au/, or upon request Corporate Records provides reading room facilities for inspection of accessed documents and official publications information freely available to staff, students and members of the public – refer http://usq.edu.au/records/rtiandlegaldiscovery/publicationscheme delivery of dedicated RTI/IP training sessions to USQ staff through the HR Professional Development Program on-going TRIM eDRMS deployment program across the organisation to assist in meeting external recordkeeping and RTI obligations <p>University of the Sunshine Coast</p> <ul style="list-style-type: none"> activity numbers 6, 7, 12, 16, 21, 23 and 32 apply
Energy and Water Supply	<p>Department of Energy and Water Supply</p> <ul style="list-style-type: none"> activity numbers 1-6, 8, 12, 16 and 18-35 apply <p>ENERGEX Limited</p> <ul style="list-style-type: none"> activity numbers 5, 6, 19-21, 26, 27, 32 and 33 apply decision maker conducted RTI/IP awareness presentation to executive officers <p>Energy and Water Ombudsman Queensland</p> <ul style="list-style-type: none"> activity numbers 1 and 4-7 apply introduction in 2012 of a written Notice of Closure of Investigations for clients has proved successful and has been implemented proactively released all requests under the Administrative Access Scheme internet and intranet site reflects the Ombudsman's preference to proactively release information under the Administrative Access Scheme RTI and IP awareness training provided to staff at induction developed correspondence templates in order to promote consistency and allow for more efficient processing of applications online IP training module available to all staff <p>Queensland Bulk Water Supply Authority (trading as Seqwater)</p> <ul style="list-style-type: none"> activity numbers 1, 12, 18-29, 32 and 34 apply <p>Queensland Electricity Transmission Corporation Limited (Powerlink Queensland)</p> <ul style="list-style-type: none"> activity numbers 5 and 6 apply

²⁶ ceased to exist on 30 June 2013

Portfolio	Activities described by the agency
Environment and Heritage Protection	Queensland Urban Utilities <ul style="list-style-type: none"> activity number 6 applies continual process improvement review to identify opportunities to improve processes, procedures and templates
	SunWater <ul style="list-style-type: none"> activity numbers 4, 13, 18, 20, 21, 23, 26, 31 and 34 apply
Health	Department of Environment and Heritage Protection <ul style="list-style-type: none"> activity numbers 1-6, 8, 12, 16 and 18-35 apply
	Minister for Environment and Heritage Protection <ul style="list-style-type: none"> activity numbers 1-6, 8, 12, 16 and 18-35 apply
Health	Queensland Health <ul style="list-style-type: none"> activity numbers 1, 4-7, 12, 16, 18-24, 26-29 and 31-35 apply use of 'RESPOND' database for recording, tracking and reporting RTI and IP applications 'RESPOND' database system for recording, tracking and reporting RTI and IP applications kept up-to-date
	Office of the Minister for Health <ul style="list-style-type: none"> activity numbers 1, 10, 11, 18-21, 24, 26 and 27 apply use of 'RESPOND' database for recording, tracking and reporting RTI and IP applications 'RESPOND' database system for recording, tracking and reporting RTI and IP applications kept up-to-date
Health	Cairns and Hinterland Hospital and Health Service:
	Cairns facilities <ul style="list-style-type: none"> activity numbers 4, 5, 18, 19 and 26 apply
Health	Innisfail facilities <ul style="list-style-type: none"> activity numbers 4 and 5 apply
	Tablelands facilities <ul style="list-style-type: none"> activity numbers 4, 5, 18, 19 and 26 apply
Health	Cape York Hospital and Health Service <ul style="list-style-type: none"> activity numbers 1-35 apply
	Central Queensland Hospital and Health Service:
Health	Central Highlands facilities <ul style="list-style-type: none"> activity number 6 applies
	Rockhampton facilities <ul style="list-style-type: none"> activity numbers 1-3, 6, 12, 17-23, 25, 28, 31 and 35 apply
Health	Children's Health Queensland Hospital and Health Service <ul style="list-style-type: none"> activity numbers 1, 6, 7, 12, 13, 16, 18-20, 23, 24, 26, 29-32 and 34 apply
	Darling Downs Hospital and Health Service <ul style="list-style-type: none"> activity numbers 1, 4 and 5 apply use of Centrepont Respond 3 for managing RTI and IP
Health	Gold Coast Hospital and Health Service <ul style="list-style-type: none"> activity numbers 1, 12-14, 16, 18-23, 25, 26, 28, 29 and 31-34 apply
	Mackay Hospital and Health Service <ul style="list-style-type: none"> activity numbers 4, 18, 19, 24 and 35 apply
Health	Metro North Hospital and Health Service:
	The Prince Charles Hospital facilities <ul style="list-style-type: none"> activity numbers 1, 4-7, 12, 13, 16, 18-20, 22, 23, 25, 26 and 34 apply
Health	Redcliffe-Caboolture facilities <ul style="list-style-type: none"> activity numbers 1, 4, 5, 13, 17 and 19 apply
	Royal Brisbane and Women's Hospital facilities <ul style="list-style-type: none"> activity numbers 1-3, 6 and 7 apply

Portfolio	Activities described by the agency
	<p>Metro South Hospital and Health Service:</p> <p><i>Bayside facilities</i></p> <ul style="list-style-type: none"> activity numbers 4-7, 17, 19, 23, 26, 31 and 33 apply <p><i>Logan-Beaudesert facilities</i></p> <ul style="list-style-type: none"> activity numbers 1-5 apply <p><i>QEll Hospital facilities</i></p> <ul style="list-style-type: none"> activity numbers 1-7 apply <p><i>Princess Alexandra facilities</i></p> <ul style="list-style-type: none"> activity numbers 1, 4-7 and 16 apply use of 'RESPOND' database for recording, tracking and reporting RTI and IP applications 'RESPOND' database system for recording, tracking and reporting RTI and IP applications kept up-to-date attendance at OIC forums and iappANZ meeting <p>South West Hospital and Health Service</p> <ul style="list-style-type: none"> activity numbers 4, 5, 7, 16-20, 23 and 25 apply <p>Sunshine Coast Hospital and Health Service</p> <ul style="list-style-type: none"> activity numbers 1, 4-6, 13, 14, 20-26, 28 and 31 apply internal privacy audit conducted <p>Torres Strait and Northern Peninsula Hospital and Health Service</p> <ul style="list-style-type: none"> activity number 6 applies <p>Townsville Hospital and Health Service</p> <ul style="list-style-type: none"> activity numbers 1, 6, 18, 20 and 23 apply <p>West Moreton Hospital and Health Service</p> <ul style="list-style-type: none"> activity numbers 1-5 apply <p>Wide Bay Hospital and Health Service:</p> <p><i>Bundaberg, North Burnett and Wide Bay facilities</i></p> <ul style="list-style-type: none"> activity numbers 1 and 6 apply <p><i>Fraser Coast facilities</i></p> <ul style="list-style-type: none"> activity number 1 applies <p>Health Quality Complaints Commission</p> <ul style="list-style-type: none"> activity number 1 applies
Housing and Public Works	<p>Department of Housing and Public Works</p> <ul style="list-style-type: none"> activity numbers 1, 3, 6, 7, 12-14, 16-21, 26, 27, 29, 32 and 35 apply <p>Minister for Housing and Public Works</p> <ul style="list-style-type: none"> activity numbers 1, 8, 9 and 14 apply <p>Board of Architects of Queensland</p> <ul style="list-style-type: none"> activity number 35 applies <p>Board of Professional Engineers of Queensland</p> <ul style="list-style-type: none"> activity numbers 1, 6, 12, 17, 20 and 21 apply <p>Building Services Authority, and the Building and Construction Industry Payment Agency</p> <ul style="list-style-type: none"> activity numbers 1-4, 7, 10, 12, 13, 16-23, 25, 26, 28, 30-32, 34 and 35 apply online training available on the Building Services Authority intranet <p>Plumbing Industry Council</p> <ul style="list-style-type: none"> activity number 14 applies <p>Pool Safety Council</p> <ul style="list-style-type: none"> activity number 14 applies <p>Residential Tenancies Authority</p> <ul style="list-style-type: none"> activity numbers 1, 6, 7, 16, 17 and 23 apply OIC's online IP training module completed by several officers

Portfolio	Activities described by the agency
	<ul style="list-style-type: none"> Recordkeeping coordinator receives emails from the OIC, Department of Justice and Attorney-General and Queensland Services Authority regarding future training opportunities, new resources and important announcements
Justice and Attorney-General	Department of Justice and Attorney-General (DJAG) <ul style="list-style-type: none"> activity numbers 1, 4-7, 12, 13, 15-24, 26, 27, 29, 31-35 apply Anti-Discrimination Commission Queensland <ul style="list-style-type: none"> activity numbers 6, 19-21, 27 and 32 apply officers completed the online privacy awareness training through the OIC Council of the Queensland Law Society Incorporated <ul style="list-style-type: none"> activity numbers 6, 7, 14, 18, 19 and 31 applies Crime and Misconduct Commission <ul style="list-style-type: none"> activity numbers 12, 18-20, 26, 31 and 35 apply Electoral Commission of Queensland <ul style="list-style-type: none"> activity numbers 6 and 12 apply Legal Aid Queensland <ul style="list-style-type: none"> activity numbers 1, 6, 16-20, 23, 29, 31, 32 and 35 apply Legal Practitioners Admissions Board <ul style="list-style-type: none"> activity numbers 4 and 5 apply Legal Services Commission <ul style="list-style-type: none"> activity number 6 applies The Public Trustee of Queensland <ul style="list-style-type: none"> activity numbers 6, 7, 12, 17, 19, 21, 23, 28, 29, 31, 33 and 34 apply Q-COMP (Workers' Compensation Regulatory Authority) <ul style="list-style-type: none"> activity numbers 1, 19-23 and 34 apply QLeave <ul style="list-style-type: none"> activity numbers 4-7, 12, 13, 17, 21-23, 27 and 28 apply Queensland Industrial Relations Commission <ul style="list-style-type: none"> internal RTI and IP awareness training Queensland Law Reform Commission <ul style="list-style-type: none"> activity numbers 7, 15, 16, 23 and 32 apply Queensland Ombudsman <ul style="list-style-type: none"> activity numbers 1, 4, 5, 18-20, 23, 25, 27, 32 and 33 apply WorkCover Queensland <ul style="list-style-type: none"> activity numbers 1, 6, 12, 18-23, 26, 27, 29, 32 and 35 apply
Local Government, Community Recovery and Resilience	Department of Local Government, Community Recovery and Resilience <ul style="list-style-type: none"> activity numbers 1-7, 12, 13, 16, 18-21, 26, 27, 32, 34 and 35 apply Minister for Local Government, Community Recovery and Resilience <ul style="list-style-type: none"> activity numbers 1-3, 8-13, 16, 18-21, 26, 27, 32, 34 and 35 apply Brisbane City Council <ul style="list-style-type: none"> activity numbers 1, 2, 5-7, 16, 18-20, 22, 23, 25, 26, 28-30, 32, 34 and 35 apply Bundaberg Regional Council <ul style="list-style-type: none"> activity numbers 1, 4-7, 18-20, 25, 26, 32 and 34 apply Burdekin Shire Council <ul style="list-style-type: none"> activity number 3 applies Cairns Regional Council <ul style="list-style-type: none"> activity numbers 6 and 7 apply Cassowary Coast Regional Council <ul style="list-style-type: none"> activity numbers 13, 17-20, 25, 32 and 34 apply Central Highlands Regional Council <ul style="list-style-type: none"> activity numbers 1, 6, 12, 18-21, 26, 28 and 31 apply

Charters Towers Regional Council

- activity numbers 4 and 5 apply

Fraser Coast Regional Council

- activity numbers 1, 6, 18-20 and 27 apply

Gladstone Regional Council

- activity numbers 1 and 6 apply

Gold Coast City Council

- activity numbers 6, 17-21, 31 and 34 apply

Gympie Regional Council

- activity numbers 1-7 apply

Hinchinbrook Shire Council

- activity number 1 applies

Ipswich City Council

- activity numbers 1-7, 12, 16-20, 26, 28, 29, 32, 33 and 35 apply

Lockyer Valley Regional Council

- activity numbers 12, 18-20, 22, 23, 25, 28, 30-32 and 34 apply

Logan City Council

- activity numbers 1, 2, 6, 7, 13, 17-23, 25-28, 31, 32, 34 and 35 apply
- development of an online 'Good Decisions' training (based upon the Ombudsman's training) which now includes a section on RTI/IP requirements for all officers

Mackay Regional Council

- activity numbers 1, 6 and 13 apply

Moreton Bay Regional Council

- activity numbers 1, 4-7, 13, 17-20, 23, 25, 26, 29, 31, 32 and 35 apply

Redland City Council

- activity numbers 1-3, 6 and 7 apply

Rockhampton Regional Council

- activity numbers 1-3, 12, 17-21, 23, 26, 27 and 32-35 apply

Scenic Rim Regional Council

- activity numbers 1-3, 6, 7, 12, 18-20, 23-26, 28 and 31-35 apply

Somerset Regional Council

- activity numbers 12, 16, 18-20 and 23 apply

South Burnett Regional Council

- activity number 1 applies

Southern Downs Regional Council

- activity number 5 applies

Sunshine Coast Regional Council

- activity numbers 2, 23, 27 and 29 apply
- staff involvement in Local Government IP and RTI Local Government Working Group
- responding to internal enquiries from agency officers and providing guidance on whether information can be released administratively

Tablelands Regional Council

- activity numbers 4 and 6 apply

Toowoomba Regional Council

- activity numbers 1 and 6 apply

Townsville City Council

- activity numbers 1-3 and 6 apply

Western Downs Regional Council

- activity numbers 1 and 6 apply

Portfolio	Activities described by the agency
	Whitsunday Regional Council <ul style="list-style-type: none"> attendance by decision maker at external forums
National Parks, Recreation, Sport and Racing	Department of National Parks, Recreation, Sport and Racing <ul style="list-style-type: none"> activity numbers 1-6, 12, 16, 18-32, 34 and 35 apply
	Minister for National Parks, Recreation, Sport and Racing <ul style="list-style-type: none"> activity numbers 1-6, 10, 12, 16, 18-32, 34 and 35 apply
Natural Resources and Mines	Department of Natural Resources and Mines <ul style="list-style-type: none"> activity numbers 1-6, 12, 16 and 18-35 apply
	Minister for Natural Resources and Mines <ul style="list-style-type: none"> activity numbers 1-6, 8, 12, 16 and 18-35 apply
Science, Information Technology, Innovation and the Arts	Department of Science, Information Technology, Innovation and the Arts <ul style="list-style-type: none"> activity numbers 1-3, 6, 18-21, 28, 32 and 35 apply
	Minister for Science, Information Technology, Innovation and the Arts <ul style="list-style-type: none"> activity numbers 1-3, 10, 18-21, 28, 32 and 35 apply
	Queensland Museum <ul style="list-style-type: none"> activity number 6 applies promotion of RTI on the Queensland Museum website
	Queensland Performing Arts Centre <ul style="list-style-type: none"> activity number 1 applies
	State Library of Queensland <ul style="list-style-type: none"> activity number 6 applies records management training for all staff concerning legislative impacts on their work
State Development, Infrastructure and Planning	Department of State Development, Infrastructure and Planning <ul style="list-style-type: none"> activity numbers 1-9, 12, 13, 16-21 and 24-35 apply
	Office of the Deputy Premier <ul style="list-style-type: none"> activity numbers 1-9, 12, 13, 16-21 and 24-35 apply
	Queensland Reconstruction Authority <ul style="list-style-type: none"> activity number 12 applies
	Southbank Corporation <ul style="list-style-type: none"> activity numbers 12, 18, 20 and 30 apply
	Urban Land Development Authority <ul style="list-style-type: none"> applications for ULDA are now processed by the department due to ULDA being merged with the Department of State Development, Infrastructure and Planning and renamed <u>Economic Development Queensland (EDQ)</u>
Tourism, Major Events, Small Business and the Commonwealth Games	The Department of Tourism, Major Events, Small Business and the Commonwealth Games <ul style="list-style-type: none"> activity numbers 1-6, 12, 16 and 18-35 apply
	Minister for Tourism, Major Events, Small Business and the Commonwealth Games <ul style="list-style-type: none"> activity numbers 1-6, 12, 16 and 18-35 apply
Transport and Main Roads	Department of Transport and Main Roads <ul style="list-style-type: none"> activity numbers 1, 2, 4-7, 12, 16, 18-20, 24, 32, 35 apply the department continued the development of its RTI and IP case management system (RTIPs) and provided assistance and guidance to smaller agencies where needed
	Minister for Transport and Main Roads <ul style="list-style-type: none"> activity numbers 1, 2 and 20 apply
	TransLink <ul style="list-style-type: none"> activity numbers 1, 2, 4-7, 12, 16, 18-20, 24, 32, 35 apply held education sessions across the respective agencies on the operation and objectives of the legislation

Portfolio	Activities described by the agency
	Gladstone Ports Corporation Limited <ul style="list-style-type: none"> activity numbers 16 and 20 apply
	North Queensland Bulk Ports Corporation Limited <ul style="list-style-type: none"> activity numbers 1, 4, 5, 16-20, 25, 26, 28, 31, 32 and 34 apply
	Queensland Rail <ul style="list-style-type: none"> activity numbers 12, 18, 20, 21, 26 and 35 apply
Treasury and Trade	Queensland Treasury and Trade <ul style="list-style-type: none"> activity numbers 1, 13, 16, 19-21, 31 and 33 apply