

Right to Information Act 2009 and Information Privacy Act 2009

Annual Report 2011 - 2012

Licence



This annual report is licensed by the State of Queensland (the Department of Justice and Attorney-General) under a Creative Commons Attribution (CC BY) 3.0 Australia licence.

In essence, you are free to copy, communicate and adapt this annual report, as long as you attribute the work to the State of Queensland (the Department of Justice and Attorney-General).

To view a copy of this licence, visit:

<http://creativecommons.org/licences/by/3.0/au/deed.en>

Attribution: Content from this annual report should be attributed as: The State of Queensland (Department of Justice and Attorney-General) *Right to Information Act 2009* and *Information Privacy Act 2009* Annual Report 2011-2012.

Copies of this report are available on our website at: www.justice.qld.gov.au.

April 2014

Minister's Introduction

The machinery-of-government changes following the Queensland State election in late March 2012 provided an opportunity for the Government to strengthen our agenda to improve service delivery and develop innovative policies. This is evidenced by the efforts made by Queensland Public Sector agencies and Ministers to further the objects of Queensland's *Right to Information Act 2009* and the *Information Privacy Act 2009* (the Acts).

The Acts commenced on 1 July 2009 and provide the people of Queensland with a right of access to information in the government's possession or under the government's control unless, on balance, it is contrary to the public interest to give the access. In addition, the *Information Privacy Act 2009* protects personal information held by government.

On 9 October 2012, the Premier announced an 'open data' revolution for the Queensland Government with an aim of releasing as much government data as possible to encourage the private sector to develop innovative new services and solutions for the State. This website is located at: <https://data.qld.gov.au/>.

On 22 February 2013, sections 78 and 54 of the RTI Act were amended, along with the insertion of section 78B into the RTI Act. The amendments refer to the disclosure log requirements which apply following the commencement of Part 2 of the *Right to Information and Integrity (Openness and Transparency) Amendment Act 2012*. The new disclosure log requirements will ensure more documents and government information is proactively released to the general public. Additional information in relation to these amendments will be reported on in the 2012-13 Right to Information and Information Privacy Annual Report.

As Attorney-General and Minister for Justice, it is one of my statutory responsibilities to provide Parliament with a report on the operation of the Acts as set out in the *Right to Information Regulation 2009* and the *Information Privacy Regulation 2009* regarding access and amendment applications. This report addresses these requirements and contains important statistical information.

This is the third annual report to the Queensland Parliament on the operation of the Acts and covers the reporting period 1 July 2011 to 30 June 2012.

I am pleased to present the Right to Information and Information Privacy Annual Report 2011-2012 to Parliament.



JARROD BLEIJIE MP

Attorney-General and Minister for Justice

Contents

Minister's Introduction	3
Overview	6
Releasing government information	6
<i>Publication Scheme</i>	6
<i>Disclosure Log</i>	6
<i>Maintaining the "push" model</i>	6
Furthering the objects of the Acts	7
Reporting requirements	7
<i>Legislative basis</i>	7
<i>Significant machinery-of-government changes in the reporting period</i>	8
Explanation of terms used in this report	10
Summary of data	11
Acronyms used in this report	12
Table 1. Number of RTI/IP access and amendment applications received by State Government (including Ministers) and local governments (total), 2011–12	13
Table 2. Number of access and amendment applications received, 2000–01 to 2011–12	13
Figure 1. State and local government RTI access applications and IP access applications, 2011–12	14
Figure 2. Access application by level of government, 1992–93 to 2011–12	14
Table 3. Number of internal reviews received by portfolio, 2011–12	15
Table 4. Percentage of pages released in full or part, 2000–01 to 2011–12	15
Figure 3. Number of IP amendment applications received by government type, 1992–93 to 2011–12	16
Table 5. Amount of fees and charges by portfolio, 2011–12	16
Table 6. Efforts by agencies to further the object of the RTI Act or the IP Act	17
Notes about Appendices 2 to 21	30
<i>Use of Not Applicable (N/A)</i>	30
<i>Deletion where no data returned</i>	30
<i>Disclosure logs section 8(1)(d) RTI Regulation</i>	30
<i>Recording refusal of access – section 8(1)(c) RTI Regulation and section 6(c) IP Regulation</i>	30
APPENDIX 1 – Regulations	31
APPENDIX 2 – Premier and Cabinet	35
APPENDIX 3 – Aboriginal and Torres Strait Islander and Multicultural Affairs	38
APPENDIX 4 – Agriculture, Fisheries and Forestry	39
APPENDIX 5 – Communities, Child Safety and Disability Services	41
APPENDIX 6 – Community Safety	45
APPENDIX 7 – Queensland Police Service	48
APPENDIX 8 – Education, Training and Employment	52
APPENDIX 9 – Energy and Water Supply	57
APPENDIX 10 – Environment and Heritage Protection	62
APPENDIX 11 – Queensland Health	67
APPENDIX 12 – Housing and Public Works	78
APPENDIX 13 – Justice and Attorney-General	81
APPENDIX 14 – Local Government	86
APPENDIX 15 – National Parks, Recreation, Sport and Racing	95
APPENDIX 16 – Natural Resources and Mines	97
APPENDIX 17 – Science, Information Technology, Innovation and the Arts	102
APPENDIX 18 – State Development, Infrastructure and Planning	104

APPENDIX 19 – Tourism, Major Events, Small Business and The Commonwealth Games	107
APPENDIX 20 – Transport and Main Roads	109
APPENDIX 21 – Queensland Treasury and Trade	113

Overview

The 2011-12 financial year has seen significant changes with a new Government, Premier and new Ministers, with the associated change of ministerial responsibilities.

This annual report covers the full 2011-12 financial year reporting regarding the operation of the *Right to Information Act 2009* (RTI Act) and the *Information Privacy Act 2009* (IP Act).

The primary object of the RTI Act is to give a right of access to information in the government's possession or under the government's control unless, on balance, it is contrary to the public interest to give the access.

The IP Act works in parallel with the RTI Act and provides for the fair collection and handling of personal information by Queensland Government agencies; and a right of access to, and amendment of, personal information in the government's possession or under the government's control unless, on balance, it is contrary to the public interest to give the access or allow the information to be amended.

The IP Act sets out 11 Information Privacy Principles (IPPs) with which all agencies must adhere, except for Queensland Health, which is subject to the National Privacy Principles (NPPs). The IPPs and NPPs govern how Queensland Government agencies collect, store, use and disclose personal information.

Releasing government information

The process of routinely releasing government information to the public is commonly referred to as the "push" model. Under this model, information is released administratively via mechanisms which include agencies' publication schemes and disclosure logs. As a result, access applications for information under the legislation are only required as a last resort.

Publication Scheme

A publication scheme is a structured list of an agency's information that is readily available to the public, free of charge wherever possible. Under the RTI Act, every government agency which is subject to that Act must have a publication scheme.

Disclosure Log

Disclosure logs form part of the "push" model where information released under an RTI application is made available for access to a wider public audience by being published on agency websites. They provide speedy access to information already released under the RTI application process. They can provide a cost and time benefit to both the individual and agency by reducing the number of additional applications under the RTI Act for similar information.

Maintaining the "push" model

In the reporting period (2011-12 financial year), agencies continued to:

- further the adoption of the "push" model principles through the increased use of administrative access, publication scheme and disclosure log releases;
- maintain their web-based publication scheme to ensure information is current and up-to-date, including the ongoing maintenance of their disclosure log;

- develop policies, protocols and procedures to maintain the publication scheme and disclosure log as well as deal with the transfer of personal information outside of Australia pursuant to section 33 of the IP Act.

Furthering the objects of the Acts

In the reporting period, agencies made efforts to:

- provide officers with RTI and IP awareness training for cross-skilling of RTI decision makers;
- provide IP awareness training to individuals and business units, including new officers at corporate induction sessions;
- use redaction technology in the processing of all RTI and IP access applications in order to make processing more efficient and productive;
- implement, upgrade and support administrative access schemes to facilitate proactive and timely disclosure of information; and
- engage their RTI and IP practitioners in regular RTI and IP Managers' forums which assists to build strong networks across Queensland's state and local government agencies and statutory authorities.

Reporting requirements

Legislative basis

Section 185 of the RTI Act and section 194 of the IP Act require statistical and other information to be collected from Ministers and agencies. The following outlines each requirement:

- **Section 185 (1) RTI Act and section 194 (1) IP Act** requires the Attorney-General and Minister for Justice to prepare the report and table it in Parliament.
- **Section 185(2) RTI Act and section 194(2) IP Act** refers to the *Right to Information Regulation 2009* (the RTI Regulation) and the *Information Privacy Regulation 2009* (the IP Regulation) which set out the details of the information required to be included in the report (*refer to Appendix 1*).
- **Section 194(3) of the IP Act** - An annual report under this section may be included as part of an annual report the Minister is required to give under the Right to Information Act.

In this report, the Attorney-General and Minister for Justice has reported on both the RTI Act and IP Act statistics for the period 1 July 2011 to 30 June 2012.

Data from all Ministers and agencies covered by the RTI and IP Acts were collected and collated by the Department of Justice and Attorney-General for inclusion in this report.

Details of the matters prescribed under section 8 of the RTI Regulation and section 6 of the IP Regulation for the 2011-12 financial year are set out in Appendices 2 – 21.

Significant machinery-of-government changes in the reporting period

Following Queensland's State election in March 2012, the Government announced changes to the structure of portfolios and organisational units within government departments. Therefore, during the 2011-12 reporting year there was a change of ministerial responsibilities. All figures have been reported based on the actual applications processed by individual RTI and Privacy units during the reporting period.

All machinery-of-government (MoG) changes from 3 April 2012 are summarised in the following table:

Organisational Unit includes 01/07/11 to 30/06/12	Agency Transferred From C – continuing department N – new department R – no longer exists	Agency Transferred To C – continuing department N – new department
Multicultural Affairs Queensland	Department of Communities, Child Safety and Disability Services - C	Department of Aboriginal and Torres Strait Islander and Multicultural Affairs - N
Aboriginal and Torres Strait Islander Services		
Agriculture and food, including fisheries, agri-science and biosecurity (including associated regional services)	Department of Employment, Economic Development and Innovation - R	Department of Agriculture, Fisheries and Forestry - N
Forest management (excluding quarry sales under the <i>Forestry Act 1959</i>)	Department of Environment and Resource Management - R	
Child safety services		Department of Communities, Child Safety and Disability Services - C
Community services		
Disability services		
Homelessness services		
Office for Women		
Department of Community Safety (no change)		Department of Community Safety - C
Employment and Indigenous initiatives	Department of Employment, Economic Development and Innovation - R	Department of Education, Training and Employment - C
Energy (including Office of the Queensland Energy Regulator)	Department of Employment, Economic Development and Innovation - R	Department of Energy and Water Supply - N
	Department of Environment and Resource Management - R	Department of Environment and Heritage Protection - N
Housing services (excluding homelessness)	Department of Communities, Child Safety and Disability Services - C	Department of Housing and Public Works – C
Residential Tenancies Authority		
Building Codes Queensland	Department of Local Government and Planning – R	
Plumbing Industry Council		
Youth Justice	Department of Communities, Child Safety and Disability Services - C	Department of Justice and Attorney-General - C
Sentencing Advisory Council (abolished in May 2012)	Department of Justice and Attorney-General - C	
Grants and subsidies programs	Department of Local Government and Planning - R	Department of Local Government - N
Local Government Directory		
Local Laws Online		

Organisational Unit includes 01/07/11 to 30/06/12	Agency Transferred From C – continuing department N – new department R – no longer exists	Agency Transferred To C – continuing department N – new department
Office of Racing	Department of Employment, Economic Development and Innovation – R	Department of National Parks, Recreation, Sport and Racing - N
Queensland Parks and Wildlife Service	Department of Environment and Resource Management - R	
Sport and recreation services including the Queensland Academy of Sport	Department of Communities, Child Safety and Disability Services – C	
Mines (including Office of the Gas Commissioner)	Department of Employment, Economic Development and Innovation – R	Department of Natural Resources and Mines - N
Natural resources (including quarry sales under the <i>Forestry Act 1959</i>)	Department of Environment and Resource Management - R	
Queensland Health (no change)		Queensland Health - C
Queensland Police Service (no change)		Queensland Police Service - C
Public Service Commission		Department of the Premier and Cabinet - C
Queensland Audit Office		
Office of the Governor		
State Penalties Enforcement Registry (SPER)	Department of Justice and Attorney-General - C	Queensland Treasury and Trade - C
Trade Queensland	Department of State Development, Infrastructure and Planning - N	
Arts Queensland	Department of the Premier and Cabinet - C	Department of Science, Information Technology, Innovation and the Arts - N
Corporate Administration Agency		
Office of the Chief Scientist		
Queensland Government Chief Information Office		
Science research and development	Department of Employment, Economic Development and Innovation - R	
Business innovation		
International Collaborations		
Centre for Information Technology and Communications (CITEC)	Department of Housing and Public Works - C	
Queensland Shared Services		
Smart Service Queensland		
Queensland State Archives		
Public Sector Industrial and Employee Relations	Department of Justice and Attorney-General - C	Public Service Commission - C
Planning including Growth Management Queensland	Department of Local Government and Planning - R	Department of State Development, Infrastructure and Planning - C
Queensland Reconstruction Authority	Department of the Premier and Cabinet - C	
Office of the Commonwealth Games Coordination	Department of the Premier and Cabinet - C	Department of Tourism, Major Events, Small Business and The Commonwealth Games - N
Events Queensland		

Organisational Unit includes 01/07/11 to 30/06/12	Agency Transferred From C – continuing department N – new department R – no longer exists	Agency Transferred To C – continuing department N – new department
Tourism	Department of Employment, Economic Development and Innovation – R	Department of Tourism, Major Events, Small Business and The Commonwealth Games - N
Business Development (including Office of the Queensland Business Commissioner) (abolished June 2012)	Department of Employment, Economic Development and Innovation - R	
Department of Transport and Main Roads		Department of Transport and Main Roads – C
TransLink	Previously a statutory authority under the Department of Transport and Main Roads - C	

Explanation of terms used in this report

Term	Explanation
Access application	An access application is an application for information made under either the RTI Act or Chapter 3 of the IP Act.
Access charge	Access charges are charges prescribed under a regulation and payable for being given access to documents. In the reporting period, for example, photocopying charges were 20 cents for each A4 page.
Amendment application	An amendment application is an application made under the IP Act to have personal information amended on the basis that it is inaccurate, incomplete, out of date or misleading.
Application fee	An application fee is the fee prescribed in the RTI Regulation and payable for an access application under the RTI Act. In the reporting period, the application fee was \$39.00.
Internal Review	An internal review is a review of a decision within an agency by a person who is no less senior than the original decision maker.
External Review	An external review is a review by the Information Commissioner of a decision made by an agency or Minister.
Processing charge	Processing charges are prescribed in the RTI Regulation for searching for, or retrieving a document, and making, or doing things related to making, a decision on an application. In general, processing charges are payable for RTI Act applications where an agency or Minister spends more than five hours processing an application. In the reporting period, the processing fees were \$6 per 15 minutes or part thereof.
Portfolio/agencies	Agencies within a Minister's administrative responsibility are reported on under the relevant portfolio heading. For example, the Justice and Attorney-General portfolio includes the Department of Justice and Attorney-General and the Office of the Attorney-General and Minister for Justice, as well as the agencies such as the Crime and Misconduct Commission, the Queensland Ombudsman and WorkCover Queensland.

Summary of data

The detailed data obtained from Ministers and agencies is set out in Appendices 2 – 21 of this report and includes information required under:

- subsections 8(1)(a) to (g), 8(1)(j) and 8(2) of the RTI Regulation; and
- subsections 6(a) to (g) and 6(j) of the IP Regulation.

Disciplinary action

In relation to subsection 8(1)(h) of the RTI Regulation and subsection 6(h) of the IP Regulation, Ministers and agencies have advised that there has been no disciplinary action instigated against an officer arising from the administration of the Acts.

Proceedings brought for offences

Ministers and agencies have advised no proceedings were brought for offences against section 175(1) or (3) of the RTI Act or section 184(1) or (3) of the IP Act (subsection 8(1)(i) of the RTI Regulation and subsection 6(i) of the IP Regulation).

Efforts by agencies or Minister to further the object of the RTI Act or the IP Act

Table 6 (page 17) summarises the efforts made by agencies and statutory authorities during the 2011-12 financial year which build on efforts made in the previous year. Efforts to further the objects of the legislation are required under section 8(1)(k) of the RTI Regulation and section 6(k) of the IP Regulation.

Applications under the repealed Freedom of Information Act 1992

There were no applications carried over at 1 July 2011 under the repealed *Freedom of Information Act 1992* (refer to section 8(2) of the RTI Regulation).

Detailed information for each agency is presented in the appendices and summarised in the tables and figures referred below:

Reference	Comments
Table 1	Number of RTI/IP access and amendment applications received by State Government (including Ministers) and local governments (total), 2011–12 Shows the total number of RTI/IP access and amendment applications received by State Government (including Ministers) and local governments (total) in 2011-12. The number of applications received is 13,101 being a decrease from last year's total of 13,479.
Table 2	Number of access and amendment applications received, 2000–01 to 2011–12 Shows the total number of RTI and IP Act access and amendment applications received by Ministers and agencies in the last 12 years. There has been a slight reduction in the number of applications compared with 2009-10 after slight increases in preceding years.
Figure 1	State and local government RTI and IP access applications, 2011–12 Shows that the State Government continues to receive approximately similar numbers of RTI and IP access applications whereas RTI access applications continue to outnumber IP access applications at local government level.
Figure 2	Access application by level of government, 1992–93 to 2011–12 Shows total access applications received by state and local government during the period 1992-93 to 2011-12. There has been a slight reduction in the number of applications compared with 2009-10 after a period of slight increase in preceding years.
Table 3	Number of internal reviews received by portfolio, 2011–12 Shows the number of internal reviews received during the period. There has been a small increase from last year's total of 257 to 271 reviews for 2011-12.

Reference	Comments
Table 4	Percentage of pages released in full or part, 2000–01 to 2011–12 Sets out the percentage of pages released in full or part by all Ministers and agencies (including local government) in response to access and amendment applications over the last 12 years. These percentages are based on a comparison of the total number of pages released with the total number of pages considered when assessing applications. The data show that the percentage of pages released during 2011-12 is similar to the last seven years.
Figure 3	Number of IP amendment applications received by government type, 1992–93 to 2011–12 Shows the number of IP amendment applications received by state and local governments.
Table 5	Amount of fees and charges by portfolio, 2011–12 Details the fees and charges received. The total revenue received amounts to just under \$0.5m.
Table 6	Efforts by agencies to further the object of the RTI Act or the IP Act Shows information provided by agencies about their efforts in the 2011-12 reporting period to further the objects of the RTI and IP Acts (as required under subsection 8(1)(k) of the RTI Regulation and section 6(k) of the IP Regulation).

Acronyms used in this report

Acronym	Meaning
ADCQ	Anti-Discrimination Commission Queensland
BSA	Building Services Authority
DETE	Department of Education, Training and Employment
DJAG	Department of Justice and Attorney-General
eDRMS	Electronic document and records management system
FOI	Freedom of Information
GCIT	Gold Coast Institute of TAFE
HHS	Hospital and Health Services
IP	Information Privacy
IPaRTI	Information Privacy and Right to Information Local Government Working Group
IPPs	Information Privacy Principles
LAQ	Legal Aid Queensland
MoG	Machinery-of-Government
N/A	Not applicable
NPPs	National Privacy Principles (NPPs)
OIC	Office of the Information Commissioner
Q-COMP	Workers' Compensation Regulatory Authority
QPS	Queensland Police Service
QUT	Queensland University of Technology
QUTPay	QUT Online payment system
Redax	Redax® is an Adobe Acrobat plug-in that automates the task of searching for and deleting (redacting) sensitive or private information from PDF documents. This is to protect information not required to be released.
RTI	Right to Information
RTIPS	RTI and IP case management system
TAFE	Technical and Further Education
WoG	Whole-of-Government

Table 1. Number of RTI/IP access and amendment applications received by State Government (including Ministers) and local governments (total), 2011–12

PORTFOLIO/AGENCY	Number
Premier and Cabinet	33
Aboriginal and Torres Strait Islander and Multicultural Affairs	1
Agriculture, Fisheries and Forestry	11
Communities, Child Safety and Disability Services	773
Community Safety	745
Queensland Police Service	2,465
Education, Training and Employment	384
Energy and Water Supply	109
Environment and Heritage Protection	216
Queensland Health	4,070
Housing and Public Works	209
Justice and Attorney-General	1,487
Local Government	1,369
National Parks, Recreation, Sport and Racing	8
Natural Resources and Mines	216
Science, Information Technology, Innovation and the Arts	7
State Development, Infrastructure and Planning	43
Tourism, Major Events, Small Business and The Commonwealth Games	0
Transport and Main Roads	894
Queensland Treasury and Trade	61
TOTAL	13,101

Table 2. Number of access and amendment applications received, 2000–01 to 2011–12

Financial year	Number
2000–01	10,558
2001–02	11,101
2002–03	11,111
2003–04	12,288
2004–05	12,554
2005–06	12,106
2006–07	12,179
2007–08	13,320
2008–09	14,081
2009–10	13,722
2010–11	13,479
2011–12	13,101

Figure 1. State and local government RTI access applications and IP access applications, 2011–12

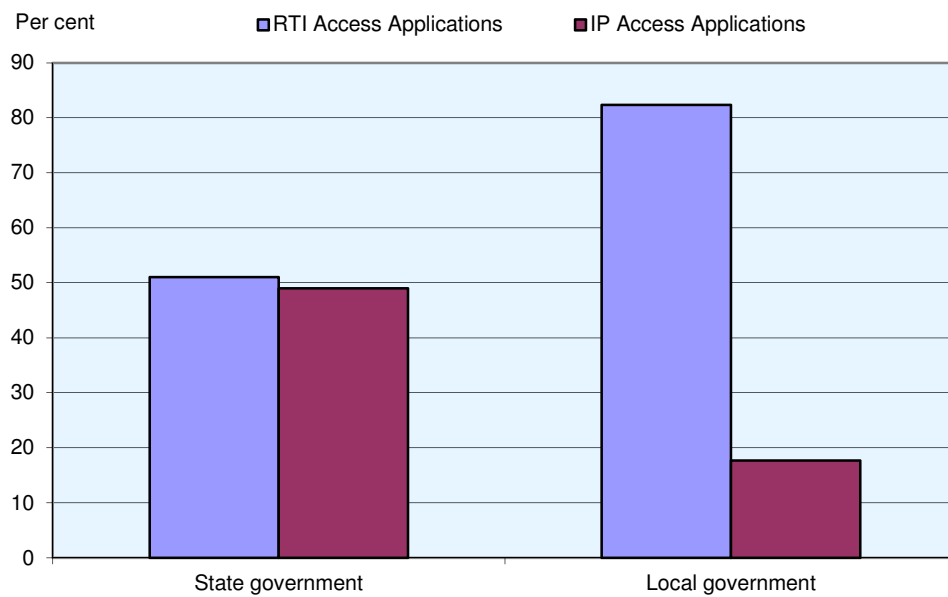


Figure 2. Access application by level of government, 1992–93 to 2011–12

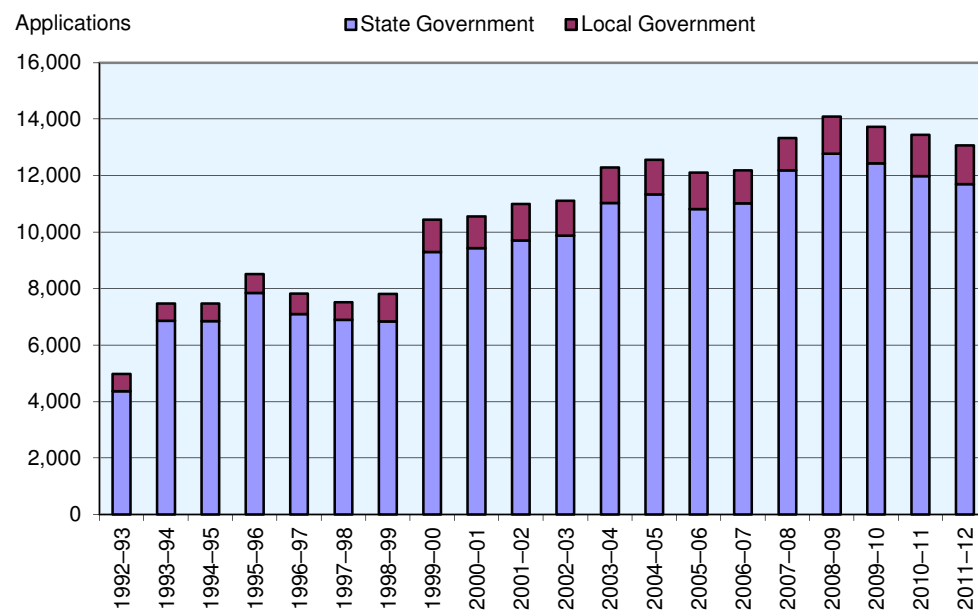


Table 3. Number of internal reviews received by portfolio, 2011–12

PORTFOLIO/AGENCY	Number
Premier and Cabinet	1
Aboriginal and Torres Strait Islander and Multicultural Affairs	0
Agriculture, Fisheries and Forestry	0
Communities, Child Safety and Disability Services	12
Community Safety	28
Queensland Police Service	16
Education, Training and Employment	23
Energy and Water Supply	5
Environment and Heritage Protection	30
Queensland Health	17
Housing and Public Works	11
Justice and Attorney-General	36
Local Government	51
National Parks, Recreation, Sport and Racing	0
Natural Resources and Mines	20
Science, Information Technology, Innovation and the Arts	0
State Development, Infrastructure and Planning	1
Tourism, Major Events, Small Business and The Commonwealth Games	0
Transport and Main Roads	18
Queensland Treasury and Trade	2
TOTAL	271

Table 4. Percentage of pages released in full or part, 2000–01 to 2011–12

Financial year	Per cent
2000–01	88.0
2001–02	87.0
2002–03	92.0
2003–04	91.0
2004–05	88.0
2005–06	86.0
2006–07	86.0
2007–08	86.0
2008–09	85.0
2009–10	86.0
2010–11	85.3
2011–12	86.9

Figure 3. Number of IP amendment applications received by government type, 1992–93 to 2011–12

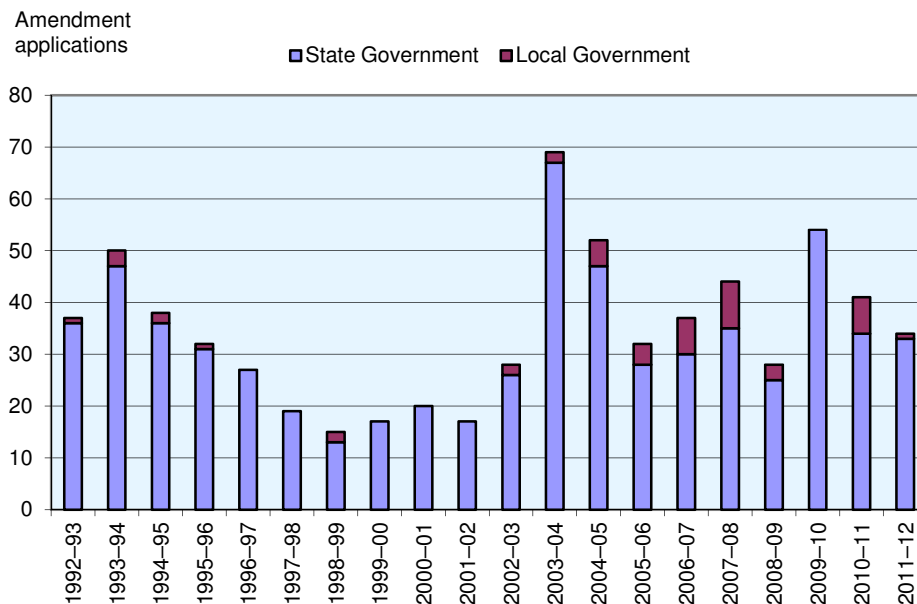


Table 5. Amount of fees and charges by portfolio, 2011–12

PORTFOLIO/AGENCY	RTI				IP
	Application fees received	Processing charges received	Access charges received	Total fees and charges received	Access charges received
	— \$ —				
Premier and Cabinet	1,170	1,038	0	2,208	0
Aboriginal and Torres Strait Islander and Multicultural Affairs	39	0	0	39	0
Agriculture, Fisheries and Forestry	350	0	24	374	0
Communities, Child Safety and Disability Services	14,463	8,026	0	22,489	0
Community Safety	3,507	2,992	420	6,919	0
Queensland Police Service	37,692	11,900	487	50,080	0
Education, Training and Employment	4,846	7,065	17	11,928	369
Energy and Water Supply	3,105	2,943	973	7,021	0
Environment and Heritage Protection	7,991	14,841	0	22,832	0
Queensland Health	46,239	34,335	1,355	81,930	974
Housing and Public Works	5,184	4,597	0	9,781	0
Justice and Attorney-General	45,669	29,696	2,572	77,937	0
Local Government	46,781	47,696	1,620	96,096	27
National Parks, Recreation, Sport and Racing	272	766	0	1,038	0
Natural Resources and Mines	7,368	25,734	5	33,107	0
Science, Information Technology, Innovation and the Arts	39	300	0	339	0
State Development, Infrastructure and Planning	1,635	12,084	0	13,719	0
Tourism, Major Events, Small Business and The Commonwealth Games	0	0	0	0	0
Transport and Main Roads	20,352	31,019	5,137	56,507	626
Queensland Treasury and Trade	1,914	1,914	0	3,828	0
TOTAL	248,616	236,947	12,610	498,173	1,996

Note: Totals may not sum due to rounding. Figures are rounded to nearest dollar. Totals are based on pre-rounded figures.

Table 6. Efforts by agencies to further the object of the RTI Act or the IP Act

This table summarises the efforts made by agencies and statutory authorities during this reporting period which build on efforts made in the previous year. Efforts to further the objects of the legislation are required under section 8(1)(k) of the RTI Regulation and section 6(k) of the IP Regulation.

Information on these efforts applies to agencies and their statutory authorities, except where specific comments have been made against a statutory authority.

Portfolio	Activities described by the agency
Premier and Cabinet	Department of the Premier and Cabinet
	<ul style="list-style-type: none"> RTI team engaged with applicants throughout the processing of applications to clarify requests and offer advice as part of the department's commitment to client service RTI and IP sessions included in induction sessions for new departmental staff RTI team members attended RTI and IP Managers' meetings
Aboriginal and Torres Strait Islander and Multicultural Affairs	Department of Aboriginal and Torres Strait Islander and Multicultural Affairs
	<ul style="list-style-type: none"> refer to Department of Communities, Child Safety and Disability Services
Agriculture, Fisheries and Forestry	Department of Agriculture, Fisheries and Forestry
	<ul style="list-style-type: none"> RTI Services used redaction technology in the processing of all RTI and IP access applications released information provided to applicants by CD-ROM, hard copy or via email (if preferred) RTI team engaged with applicants early in the processing cycle to clarify requests and offer advice as part of the department's commitment to client service decision makers attended external courses with the Office of the Information Commissioner (OIC) and other external providers to enable proficient service to clients staff attended and have been involved with the RTI and IP Managers' Forums RTI Services used the 'RTIPS' database for recording, tracking and reporting RTI and IP access applications continuous in-house training of staff in RTI Services to increase skills/knowledge implemented training of RTI staff within work unit to assist with backfilling for RTI case manager positions assistance given to members of the public when making applications or enquiries regarding RTI and IP RTI and IP awareness training provided to agency staff for cross-skilling of RTI decision makers increased flexibility offered to RTI applicants for credit card payment further adoption of the "push" model principles through the increased use of administrative access, publication scheme and disclosure log releases
Communities, Child Safety and Disability Services	Department of Communities, Child Safety and Disability Services
Also applies to the Department of Aboriginal and Torres Strait Islander and Multicultural Affairs	<ul style="list-style-type: none"> mandatory IP training for all staff continued awareness and use of administrative release and other forms of proactive disclosure, including specialised training for relevant employees proactively published a broad range of information including – <ul style="list-style-type: none"> Topical Issues papers Trends and Issues papers Policy and Research scans Setting the Record Straight reports of compliance reviews reports that analyse data collected by Community Visitors, Child Death Case Review Committee minutes and summary reports
Community Safety	Department of Community Safety
	<ul style="list-style-type: none"> improved administrative access schemes in each division of the agency to facilitate proactive and timely disclosure of information continued to provide documents to applicants on CD-ROM identified further training and professional development activities for RTI staff conducted a process review to identify opportunities for efficiencies and improved accountability
Police Service	Queensland Police Service (QPS)
	<ul style="list-style-type: none"> continued to implement, upgrade and support various administrative access schemes including:

Portfolio	Activities described by the agency
	<ul style="list-style-type: none"> - Police Operational Procedures Manual – record of interview/statements, video and audio tapes; release of information to other government departments - Police Information Centre – criminal histories; record of charge/s; police certificates; QP9s/court briefs; crime reports - Service Operational Procedures – policy documents - Centre for Information Technology and Communications – finalised traffic incident reports; property crime reports - Photographics Section – photographs - Human Resources Management Manual – QPS personnel records; QPS gazettes - Queensland Police Museum and Archival Library – historical information and documents - Review and Evaluation Unit – research requests - Office in Charge of Police Station – statistical information - Queensland Police Media and Public Affairs – information requested by media applicants - Information Communication Technology – statistical information • upgraded electronic processing using Adobe Acrobat redaction technology in order to make processing of access applications more efficient • focussed on providing access to documents in the form requested by the applicant, i.e. release of documentation on CD-ROM or DVD, as well as email • continued to provide IP awareness training to individuals and business units throughout QPS, including new members at corporate induction sessions • staff attended external training sessions offered by the OIC, including a negotiation skills workshop • staff implemented further use of the records management system, including the use of letter templates in order to promote consistency and allow for more efficient processing of applications • staff continued to provide assistance and guidance to the public when making inquiries and/or applications with the use of an inquiry line and unit email account, i.e. clients can contact the unit directly or leave a message for RTI and IP personnel to contact them to assist • staff continued to be proactive in the disclosure and publication of information on the QPS disclosure log and publication scheme
Education, Training and Employment	Department of Education, Training and Employment (DETE)
	<ul style="list-style-type: none"> • preferred method of public access is outside the RTI and IP channels • the process of administrative access to school records is described in detail in the department's policy - <i>Access to Records Held in Schools</i> • the <i>Education Policy and Procedures Register</i> is available on the department's internet web site - www.deta.qld.gov.au • applications for access to school records - directed to the principal of the relevant state education institution • Administrative Access Schemes - access to documents held in central office and regional offices as well as TAFE institutes • schemes guide DETE employees and senior management through the process of releasing certain types of DETE documents into the community administratively when requested • administrative release can offer the public shorter waiting times for access to information and increased transparency of government information • employees can access their personnel file or records about their employment under section 14 – <i>Access to employee record</i> - of the <i>Public Service Regulation 2008</i> through the relevant regional human resources section or through the Human Resource Services Branch in central office • used redaction technology when making decisions under the RTI and IP Acts and made all documents released under the RTI and IP Acts available on CD-ROM or DVD – if the applicant requested access in that form • assistance given to members of the public when making applications or making an inquiry about the RTI and IP application process • staff attended and were involved with the RTI and IP Managers' Forums <p>Queensland Studies Authority</p> <ul style="list-style-type: none"> • during 2012, refined its administrative access process for Year 12 students wishing to obtain an Australian Tertiary Admissions Rank • improved information system completed to speed up the process for students requesting an Australian Tertiary Admissions Rank in addition to their Overall Position (OP) • Data Management Unit responded to ad hoc requests from the public and educational institutions and has access to a range of statistical information about Year 12 certification and the National Assessment Program – Literacy and Numeracy testing in Queensland schools

Portfolio	Activities described by the agency
	<ul style="list-style-type: none"> in 2012, Year 12 outcomes reporting further extended to provide additional information to the public about the outcomes of students in individual schools outcome reports and a range of other information are available on the Queensland Studies Authority website - http://www.qsa.qld.edu.au/617.html <p>Central Queensland University</p> <ul style="list-style-type: none"> website has direct link to the DETE's RTI publication scheme in the footer of all pages relevant staff regularly reminded of the contact person for all RTI and IP applications and enquiries routinely published a wide range of information and encouraged the administrative release of information wherever possible <p>Griffith University</p> <ul style="list-style-type: none"> access schemes are detailed at - http://www.griffith.edu.au/about-griffith/governance/right-to-information use of electronic processing of applications using redaction technology staff member attended the RTI and IP refresher training delivered through OIC assisted members of the public by providing advice on RTI processes and directing them to the RTI website enhanced reporting functions under the RTI and IP Acts by making changes to how access application information is recorded <p>James Cook University</p> <ul style="list-style-type: none"> administrative access arrangements in place as detailed in the University's RTI policy - http://www.jcu.edu.au/policy/alltoz/JCUPRD1_069037.html and IP policy - http://www.jcu.edu.au/policy/alltoz/JCUDEV_005373.html access to documents available in all forms including CD-ROM, DVD and USB on request staff attended external and internal training when required project to implement a new records management framework, policy and an Electronic Document and Records Management System (eDRMS) commenced in 2012 <p>Queensland University of Technology (QUT)</p> <ul style="list-style-type: none"> access schemes are detailed at - http://www.governance.qut.edu.au/compliance/access_to_information/index.jsp most documents are provided to applicants electronically (via email or secure server) some applicants request hard copy documents, but this is rare redaction technology used and incorporated into Adobe Acrobat X Pro for providing partial access to documents appointed a second RTI/IP officer to act as a back-up officer who attended training provided by OIC on access decision making and handling complaints, and attended a briefing with Corrs Chambers Westgarth on changes to the Commonwealth Privacy Act delivered regular 90 minute training sessions to staff on handling personal information during the reporting period - sessions were held every four to eight weeks committed to openness in its operations and wherever possible the RTI/IP officer has continued to assist applicants to access their own information or university information without requiring a formal application under the RTI or IP Acts RTI/IP officer attended RTI and IP Managers' Forums convened by DJAG <p>University of Queensland</p> <ul style="list-style-type: none"> reviewed the RTI and IP policies and expanded the administrative access scheme to cover applications by third parties acting as representatives of staff or students seeking access to documents containing personal information outside the requirements of the IP Act electronically processed applications using redaction technology staff attended scheduled RTI and IP Managers' Forums integrated information relating to RTI and IP Acts in courses offered as part of the University's staff development programs answered queries and general questions about the RTI and IP Acts through the RTI and Privacy Office website RTI and Privacy Coordinator attended the RTI and IP Managers' Forums <p>University of the Sunshine Coast</p> <ul style="list-style-type: none"> responded to requests administratively wherever possible - as a consequence, no formal RTI or IP requests received in the 2011-12 reporting period website has links to RTI and IP information on the home page

Portfolio	Activities described by the agency
	<ul style="list-style-type: none"> • coordination responsibilities for dealing with requests transferred to the University's Records Management Services Unit; overall decision making responsibilities remain with the Director, Information Services; move ensured better back-up for processing in case of staff absences • staff regularly attended the RTI and IP Managers' Forums <p>Gold Coast Institute of TAFE (GCIT)</p> <ul style="list-style-type: none"> • administrative access schemes are used where details of student academic records, e.g. academic results, attendance, etc. are requested, which allowed responses to be made quicker and staff were able to reply at the point of receipt • annual refresher training conducted for GCIT staff • RTI/IP training part of induction for new staff • IP and RTI requests and other enquiries sent to a generic mailbox for Quality and Legal staff to provide quick response - details on the GCIT website under <i>About Us</i> and staff are aware to use this mailbox when forwarding requests or providing supporting documentation • as part of the rebranding process, RTI/IP policies, procedures, forms and fact sheets were reviewed in 2012 and amended • customer service staff are trained in processes for requesting information; if enquiries are detailed, Quality and Legal staff will assist in taking people through the process • all requests/responses for information are captured in GCIT's recordkeeping system; each request is allocated a unique profile/file number and documents (eg. emails, scanned academic records, class rolls, etc.) are stored electronically under this profile with appropriate security level. This enables workflow actions/tasks to be registered and reports extracted <p>Southbank Institute of TAFE</p> <ul style="list-style-type: none"> • releases information administratively where possible, having in use processes and procedures which streamline the request and release of information. The Institute prefers to manage release of information electronically, however, produces in paper copy when this remains the only option • enacted a RTI Publication Scheme via their website and will maintain this service when the website is upgraded • reviewed its RTI and IP procedures, and has IP training sessions planned for teachers and administrators. RTI and IP advisory services are available from the Institute's Quality Management Team who are the central processing unit for all formal requests for information • requests for information are recorded on a central database for reporting and record management purposes
Energy and Water Supply	<p>Department of Energy and Water Supply</p> <ul style="list-style-type: none"> • RTI Services used redaction technology in the processing of all RTI and IP access applications • released information provided to applicants by CD-ROM, hard copy or via email (if preferred) • RTI team engaged with applicants early in the processing cycle to clarify requests and offer advice as part of the department's commitment to client service • decision makers attended external courses with the OIC and other external providers to enable proficient service to clients • staff attended and have been involved with the RTI and IP Managers' Forums • RTI Services used the 'RTIPS' database for recording, tracking and reporting RTI and IP access applications • continuous in-house training of staff in RTI Services to increase skills/knowledge • implemented training of RTI staff within work unit to assist with backfilling for RTI case manager positions • assistance given to members of the public when making applications or enquiries regarding RTI and IP • RTI and IP awareness training provided to agency staff for cross-skilling of RTI decision makers • increased flexibility offered to RTI applicants for credit card payment • further adoption of the "push" model principles through the increased use of administrative access, publication scheme and disclosure log releases
Environment and Heritage Protection	<p>Department of Environment and Heritage Protection</p> <ul style="list-style-type: none"> • RTI Services used redaction technology in the processing of all RTI and IP access applications • released information provided to applicants by CD-ROM, hard copy or via email (if preferred)

Portfolio	Activities described by the agency
	<ul style="list-style-type: none"> • RTI team engaged with applicants early in the processing cycle to clarify requests and offer advice as part of the department's commitment to client service • decision makers attended external courses with the OIC and other external providers to enable proficient service to clients • staff attended and have been involved with the RTI and IP Managers' Forums • RTI Services used the 'RTIPS' database for recording, tracking and reporting RTI and IP access applications • continuous in-house training of staff in RTI Services to increase skills/knowledge • implemented training of RTI staff within work unit to assist with backfilling for RTI case manager positions • assistance given to members of the public when making applications or enquiries regarding RTI and IP • RTI and IP awareness training provided to agency staff for cross-skilling of RTI decision makers • increased flexibility offered to RTI applicants for credit card payment • further adoption of the "push" model principles through the increased use of administrative access, publication scheme and disclosure log releases
Health	Queensland Health
	<ul style="list-style-type: none"> • <i>Publication:</i> Queensland Health policy site, which includes policies, protocols, procedures, applicable to the department, published to the department's internet site -http://www.health.qld.gov.au/ghpolicy/default.asp and also available through the department's publication scheme • <i>National health reform:</i> As of 1 July 2012, Queensland Health was restructured from a single organisation into the Department of Health and 17 hospital and health services (HHSs). As a result, the HHSs had additional responsibilities under the RTI/IP Acts, given their independent status, e.g. the requirement to make information routinely available through a publication scheme. To assist the HHSs in meeting these obligations, resource materials were developed and provided to the RTI/IP decision makers required to undertake the role as of 1 July 2012. Orientation information was also developed for the Board Chairs for the HHSs. • <i>Training:</i> Tailored two-day training session delivered biannually for new RTI/IP decision makers using an experienced external trainer. Liaison by departmental staff is undertaken to keep the trainer apprised of developments in the Queensland Health context to ensure that training is contemporary and relevant • <i>RTI/IP Workshops:</i> One-day sessions held biannually for experienced Queensland Health RTI/IP decision makers addressing contemporary and emerging issues impacting on RTI/IP legislation • <i>WoG RTI and IP Managers' Forums:</i> Regular attendance by staff • <i>General Staff Awareness:</i> RTI/IP decision makers regularly provide awareness sessions for staff regarding RTI/IP obligations • <i>Advice service:</i> The Privacy and RTI Unit, Queensland Health offers formal advice and support service for health service district decision makers. The advice service process has improved efficiency and compliance by: <ul style="list-style-type: none"> - ensuring precedents are readily available which reduces the time and effort spent on issues which have been the subject of previous advice - better consistency of advice is achieved - identifies emerging issues for attention through training or workshops, resourcing or consideration of legislative amendments or revision of policies or procedures - assistance given to members of the public when making applications or inquiries regarding RTI/IP
Housing and Public Works	Department of Housing and Public Works
	<ul style="list-style-type: none"> • RTI and IP training provided to staff as requested • online IP training module available to all staff on the My HPW Intranet • decision making staff attended external training • RTIPS database system for recording, tracking and reporting RTI and IP applications kept up-to-date • administrative release of information policy developed and available on the department's intranet • information relating to the Queensland Government's Open Data Initiative available on the Department of Housing and Public Works' intranet, including a fact sheet developed by the department • Redax software used by decision making staff - updated to latest version • disclosure log contains details for accessing documents • publication scheme on website • RTI and IP training undertaken by staff • disclosure log on website contains details for accessing documents

Portfolio	Activities described by the agency
	<p>Board of Architects of Queensland</p> <ul style="list-style-type: none"> • RTI and IP training provided to staff as requested <p>Board of Professional Engineers of Queensland</p> <ul style="list-style-type: none"> • RTI and IP training provided to staff as requested • online IP training module available to all staff on the My HPW Intranet • decision making staff have attended external training <p>Residential Tenancies Authority</p> <ul style="list-style-type: none"> • RTI and IP training provided to staff as requested • decision making staff have attended external training • policy development relating to <ul style="list-style-type: none"> - document management - email management - file management - digitisation - image library • administrative access scheme allows clients and members of the public to access certain information held by the Residential Tenancies Authority • Redax software used by decision making staff - updated to latest version • website link to the Department of Housing and Public Works' disclosure log and publication scheme <p>Plumbing Industry Council</p> <ul style="list-style-type: none"> • RTI and IP training provided to staff as requested • Redax software used by decision making staff - updated to latest version • website link to the Department of Housing and Public Works' disclosure log and publication scheme <p>Queensland Building Services Board</p> <ul style="list-style-type: none"> • staff involved in attending RTI and IP network forums and relevant training • eDRMS implemented • assistance frequently given via email, phone or at a client service counter for RTI and IP enquiries • internal training delivered to new staff • staff advised regarding changes to RTI and IP • provided advice to staff in relation to RTI and IP issues • electronic processing of applications using redaction technology • used software and procedures to make extraction of electronic documents efficient for conversion to PDF • development of a data system in line with BSA system - update is underway • Administrative Access Policy for certain documents at the discretion of the general manager • publication scheme on website • new policies and procedures continually being updated • twenty-one pages relating to an RTI access application uploaded onto BSA's disclosure log • large amount of information in the public interest available on BSA's website, such as the Online Licence Search, or available under BSA's administrative access scheme • processed RTI applications relating to the business affairs of companies or disputes between company licensees' and home owners which relate heavily to the owners' personal information and are not in the public interest to be released, even in part • statistical reports are often released under administrative access
Justice and Attorney-General	<p>Department of Justice and Attorney-General (DJAG)</p> <ul style="list-style-type: none"> • release documents to the DJAG disclosure log • administratively released information as appropriate • OIC decisions were regularly broadcast to staff within the RTI and Privacy Unit • developed new assessment questions for IP online Evolve module • training delivered to Brisbane metropolitan and regional staff about application of the RTI and IP Acts • decision makers attended external courses with the OIC and various other training providers and were encouraged to attend additional internal training • continued development and revision of guides, fact sheets, internet and intranet content for the RTI and IP Acts • mandatory IP training • review and updating of information available via the department's publication scheme <p>Crime and Misconduct Commission</p>

Portfolio	Activities described by the agency
	<ul style="list-style-type: none"> provided documents to an applicant on CD-ROM <p>Electoral Commission of Queensland</p> <ul style="list-style-type: none"> RTI page and disclosure log on website <p>Office of the Queensland Ombudsman</p> <ul style="list-style-type: none"> two applications treated as administrative access - documents released to the applicants free of charge Adobe Redax software used for redacting exempt information documents were provided to five applicants on CD-ROM March 2012 - staff attended a one hour IP session delivered by the OIC RTI/IP coordinator on mailing list for the RTI and IP Managers' Forum and also on DJAG's RTI and Privacy Portfolio Group <p>Anti-Discrimination Commission Queensland</p> <ul style="list-style-type: none"> core business of the Anti-Discrimination Commission Queensland - dealing with complaints under the <i>Anti-Discrimination Act 1991</i> developed an administrative release policy for the release of complaint documents to complaint parties staff received on-line refresher training on the IP Act provided by the OIC provided members of the public the information they were seeking without formal applications under the Acts, wherever possible <p>Council of the Queensland Law Society Incorporated</p> <ul style="list-style-type: none"> undertook various measures to ensure employees were aware and informed of the ways in which the Acts affect the Society's operations, including: <ul style="list-style-type: none"> organised compulsory attendance of staff to internal IP training conducted by the OIC; attendance of RTI and IP officers to external training sessions conducted by the OIC and DJAG; involvement of RTI and IP officers in RTI and IP Managers' Forums; implementation of collection notices (whether verbally or in writing) on forms and other processes that collect personal information in accordance with the IPPs; and development of policies and procedures to maintain the publication scheme and disclosure log as well as to deal with the transfer of information outside of Australia pursuant to section 33 of the IP Act <p>Legal Aid Queensland (LAQ)</p> <ul style="list-style-type: none"> trained staff about the RTI and IP Acts extended the agreement with DJAG for the processing of RTI and IP applications received by LAQ published information on the LAQ website about accessing documents held by LAQ publication scheme available on LAQ website provided an administrative access arrangement to help clients access documents from their client files RTI staff provided information to members of the public on accessing documents held by LAQ <p>Legal Services Commission</p> <ul style="list-style-type: none"> RTI and IP delegate: <ul style="list-style-type: none"> actively attended and participated in RTI training telephone contact point for general inquiries in relation to RTI and IP provided general information and RTI and IP access application forms to clients via email provided access to documents administratively (where appropriate) RTI and IP delegate working on a number of matters in order to progress the Commission's RTI and IP processing by: <ul style="list-style-type: none"> attending further training sessions streamlining processes at the Commission to utilise electronic processing using redaction technology reviewing the Commission's administrative access scheme policy <p>Office of the Public Trustee of Queensland</p> <ul style="list-style-type: none"> administrative access provided to specific documents, including wills assistance provided as and when required to assist members of the public when making applications or inquiries regarding RTI and IP staff involved in the RTI/IP processing all staff received Fraud Awareness training in late 2011 (as part of this training the role of RTI/IP was highlighted) <ul style="list-style-type: none"> staff reminded of the role of the Governance and Executive Directorate area in

Portfolio	Activities described by the agency
	<ul style="list-style-type: none"> administering the applications regional managers were provided training as to their responsibilities in searching and retrieving documents subject to RTI/IP access applications <p>Queensland Law Reform Commission</p> <ul style="list-style-type: none"> staff completed an online IP training session on Evolve director and the assistant director (also the RTI/IP officer) attended a presentation conducted by the OIC on IP complaints director and assistant director (also the RTI/IP officer) attended an information session conducted by the OIC on RTI desktop audits RTI/IP officer attended a two-day workshop on 'Training for decision makers (RTI access)' conducted by the OIC <p>Workers' Compensation Regulatory Authority (Q-COMP)</p> <ul style="list-style-type: none"> staff attended external training sessions, specifically – IP complaints information session conducted by the OIC and information release session conducted by Legalwise Seminars documents provided to applicants via CD-ROM QComp engaged members of its Barrister panel to conduct internal training of staff members on the RTI legislative framework and initiatives QComp has in place to achieve effective administration of the legislation <p>Queensland Industrial Relations Commission</p> <ul style="list-style-type: none"> undertook measures to further the objects of the RTI Act and the IP Act through internal awareness training <p>WorkCover Queensland</p> <ul style="list-style-type: none"> staff regularly attended and participated in the RTI and IP Portfolio Group meetings participated in internal training assisted members of the public with their access applications early contact with applicants and open discussions about the RTI and IP processes regularly reviewed WorkCover Queensland's website - RTI page and links electronic processing of documents using redaction technology publications on disclosure log reducing costs to applicants by providing documents on CD-ROM, or by password-protected email provided alternative access (as a first option) to documents under the <i>Workers' Compensation and Rehabilitation Act 2003</i>
Local Government	<p>Department of Local Government</p> <ul style="list-style-type: none"> when requested, and where feasible and practical, documents were provided to applicants on CD-ROM, or sent via email to avoid charging photocopying costs RTI and IP officers attended external training courses proactive assistance provided to members of the public when submitting an access application for documents held by the department or local councils continuously refining internal processes to reduce turnaround times for RTI and IP applications <p>Unitywater</p> <ul style="list-style-type: none"> continues to maintain a publication scheme and disclosure log on their website administrative access to personnel files and customer information continues to maintain internet and intranet content in relation to RTI and IP related material customer service staff trained in RTI and IP related matters development of procedures <p>Queensland Urban Utilities</p> <ul style="list-style-type: none"> details of administrative schemes provided to applicants continues to provide applicants with access to documents on CD-ROM or DVD, where requested staff attended training sessions provided by external legal providers and the OIC conducted internal training on what is RTI and IP provided assistance to members of the public regarding an application when they contact the organisation <p>Brisbane City Council</p> <ul style="list-style-type: none"> council placed a number of administrative access schemes for individuals to access personal and non-personal information outside of the formal RTI and IP access processes, including a substantial amount of information available on

Portfolio	Activities described by the agency
	<p>the Council's website</p> <ul style="list-style-type: none"> • where requested, and where it is feasible and practical, documents provided to applicants on CD-ROM, or sent via email to avoid charging photocopying costs • council RTI and IP section staff attended external training sessions conducted by the OIC • council staff attended RTI and IP coordinator forums, both state forums and South East Queensland local government forums • periodic internal RTI training provided to new Customer Contact Centre staff • internal training and briefing sessions conducted for a number of staff in conjunction with the implementation of the RTI and IP Acts within council • council have an internal website for staff providing advice and information on IP issues, their obligations and responsibilities • assistance provided to members of the public when making applications under either the RTI or IP Acts and inquiries are responded to promptly <p>Cairns Regional Council</p> <ul style="list-style-type: none"> • access to documentation on CD-ROM • access to documentation via email • provided staff with online training in regards to the IP Act • assisted council staff and the general public with enquiries and making applications in relation to RTI and IP • provided training for Council's councillors in RTI and IP • Toolbox Talk explaining RTI and IP • RTI and IP are mentioned in induction training for all new employees and also in the Records Administration Instruction • encouraged council officers to administrative release where possible <p>Cassowary Coast Regional Council</p> <ul style="list-style-type: none"> • details of administrative access schemes on council website • electronic processing of documents using redaction technology • provided documents to applicants on CD-ROM or via USB • internal training conducted by Corporate Governance Coordinator to staff in the form of information sessions • assistance given to applicants when required by phone, correspondence, or in person • all records and correspondence captured in Council's Records Management System (ECM) <p>Central Highlands Regional Council</p> <ul style="list-style-type: none"> • redaction technology (RapidRedact) installed in April 2012 and used to process eight RTI access applications • development of improved information access schemes to further meet the object of the Acts • continued to respond in a positive and timely manner to all requests under the Acts and assisted applicants through the process when required • continual development of the disclosure log • information to applicants provided electronically (via email) as well as paper copies • staff members attended RTI and IP training provided by the OIC and were involved in the Information Privacy and Right to Information Local Government Working Group (IPaRTI) • continues to revise its policy and procedures to enable publication scheme compliance <p>Gladstone Regional Council</p> <ul style="list-style-type: none"> • details regarding the RTI and IP Acts are on Council's website • assistance given to members of the public when making applications or enquiries regarding the Acts • as part of Council's induction training, staff are provided with information regarding the operations of the Acts <p>Gold Coast City Council</p> <ul style="list-style-type: none"> • continues to work on improving its publication scheme in an effort to further the object of the RTI and IP Acts <p>Gympie Regional Council</p> <ul style="list-style-type: none"> • staff attended OIC training sessions • integrated staff into local government RTI and IP networks • assisted applicants in completing application forms • assisted applicants with administrative access release

Portfolio	Activities described by the agency
	<p>Lockyer Valley Regional Council</p> <ul style="list-style-type: none"> continues to maintain a publication scheme with a view for administrative access whenever possible staff attended decision makers seminar organised by the OIC staff involved in the IPaRTI working group meetings <p>Logan City Council</p> <ul style="list-style-type: none"> applicants are always offered documents on CD-ROM which is the most popular access method utilised staff attended external RTI and IP application processing training provided by an external provider officers make an effort to speak with each applicant or potential applicant in order to assist them in making a well-defined application advised applicants of the availability of information under an alternate administrative search staff attended RTI and IP Managers' Forums and IPaRTI working group <p>Mackay Regional Council</p> <ul style="list-style-type: none"> administrative access scheme arrangements electronic processing using redaction technology provided documents to applicants on CD-ROM or via USB agency staff attended external training sessions internal training conducted by agencies assistance given to members of the public when making RTI/IP applications or enquiries records management initiatives implemented staff involvement in RTI and IP Managers' Forums <p>Moreton Bay Regional Council</p> <ul style="list-style-type: none"> council did not have a disclosure log for this period, however consideration is being given to the establishment of such a log <p>North Burnett Regional Council</p> <ul style="list-style-type: none"> council makes large amounts of information accessible to residents via the Council website, media releases and numerous other publications RTI and IP applications were processed electronically where possible, using Adobe Acrobat applicants are always given the opportunity to receive documents ready for release in an electronic medium to allow prompt access and to reduce photocopying fees appropriate staff attended RTI and IP workshops when possible to keep up-to-date with any changes in process or legislation staff attended RTI and IP training workshops held by Logan City Council <p>Redland City Council</p> <ul style="list-style-type: none"> decision makers continued to develop their skills and knowledge with ongoing training and networking with other practitioners regular attendance of the newly formed IPaRTI working group information about the RTI Act and IP Act provided to new councillors following the elections in 2012 as part of their induction program high quality of service provided for applicants, by providing assistance and advice prior to lodgement of applications all documents scanned, redacted and released to the majority of applicants via CD-ROM internal communication to all staff occurs electronically via staff newsletter and email system face-to-face briefings provided to teams within Council on an ad hoc basis <p>Rockhampton Regional Council</p> <ul style="list-style-type: none"> electronic processing of applications using redaction software provided documents to applicants electronically where possible, applicants encouraged to access documents administratively internal training conducted for decision makers assistance provided to members of the public when making applications or enquiries regarding RTI and IP (by phone and in person) attendance by council officer at external training sessions as they become available locally <p>Sunshine Coast Regional Council</p> <ul style="list-style-type: none"> publication scheme and disclosure log updated increase in applications requesting access by email (63% of all requests) and a decrease in the number by CD-ROM (14% of all requests)

Portfolio	Activities described by the agency
	<ul style="list-style-type: none"> • employs three full time RTI staff - in total, six staff have been trained to administer the RTI and IP Acts (as at 30 June 2012) • RTI team - members of the IPaRTI working group • maintained its branch level liaison team which enables RTI teams to establish one central point of contact for RTI enquiries/document searches in each department/branch • implemented two new software systems to assist in processing RTI and IP applications – (1) Redax plug-in to electronically redact documents; and (2) RTIPS database to manage applications under the RTI and IP Acts <p>Tablelands Regional Council</p> <ul style="list-style-type: none"> • staff attended external training sessions conducted by the OIC • formed a RTI/IP compliance group and conducted staff training throughout the year <p>Toowoomba Regional Council</p> <ul style="list-style-type: none"> • utilised the Redact system for document processing • encouraged the provision of documents via email or CD-ROM or DVD • provided assistance to the public via phone and at the customer service centre • staff attended external training <p>Townsville City Council</p> <ul style="list-style-type: none"> • electronic processing using redaction technology • provided documents to applicants on CD-ROM • staff involvement in the RTI and IP Managers' Forums • staff attended external training sessions <p>Western Downs Regional Council</p> <ul style="list-style-type: none"> • continued the practice of use of electronic processing of applications using redaction technology • staff involved in the RTI and IP Managers' Forums
National Parks, Recreation, Sport and Racing	Department of National Parks, Recreation, Sport and Racing
	<ul style="list-style-type: none"> • RTI Services used redaction technology in the processing of all RTI and IP access applications • released information provided to applicants by CD-ROM, hard copy or via email (if preferred) • RTI team engaged with applicants early in the processing cycle to clarify requests and offer advice as part of the department's commitment to client service • decision makers attended external courses with the OIC and other external providers to enable proficient service to clients • staff attended and have been involved with the RTI and IP Managers' Forums • RTI Services used the 'RTIPS' database for recording, tracking and reporting RTI and IP access applications • continuous in-house training of staff in RTI Services to increase skills/knowledge • implemented training of RTI staff within work unit to assist with backfilling for RTI case manager positions • assistance given to members of the public when making applications or enquiries regarding RTI and IP • RTI and IP awareness training provided to agency staff for cross-skilling of RTI decision makers • increased flexibility offered to RTI applicants for credit card payment • further adoption of the "push" model principles through the increased use of administrative access, publication scheme and disclosure log releases
Natural Resources and Mines	Department of Natural Resources and Mines
	<ul style="list-style-type: none"> • RTI Services used redaction technology in the processing of all RTI and IP access applications • released information provided to applicants by CD-ROM, hard copy or via email (if preferred) • RTI team engaged with applicants early in the processing cycle to clarify requests and offer advice as part of the department's commitment to client service • decision makers attended external courses with the OIC and other external providers to enable proficient service to clients • staff attended and have been involved with the RTI and IP Managers' Forums • RTI Services used the 'RTIPS' database for recording, tracking and reporting RTI and IP access applications • continuous in-house training of staff in RTI Services to increase skills/knowledge

Portfolio	Activities described by the agency
	<ul style="list-style-type: none"> • implemented training of RTI staff within work unit to assist with backfilling for RTI case manager positions • assistance given to members of the public when making applications or enquiries regarding RTI and IP • RTI and IP awareness training provided to agency staff for cross-skilling of RTI decision makers • increased flexibility offered to RTI applicants for credit card payment • further adoption of the "push" model principles through the increased use of administrative access, publication scheme and disclosure log releases
Science, Information Technology, Innovation and the Arts	Department of Science, Information Technology, Innovation and the Arts
	<ul style="list-style-type: none"> • RTI and IP training provided to RTI staff • Redax software used by RTI staff • disclosure log on website contains details for accessing documents • publication scheme on website <p>Queensland Art Gallery Board of Trustees</p> <ul style="list-style-type: none"> • administrative access scheme arrangements • Project Officer, Managerial Research attended external training session held by Clayton Utz regarding RTI and IP and public records in September 2011 • progressing with the implementation of an electronic documents and records management system
State Development, Infrastructure and Planning	Department of State Development, Infrastructure and Planning
	<ul style="list-style-type: none"> • where requested, feasible and practical, documents are provided to applicants on CD-ROM or sent via email to avoid charging photocopying costs • RTI and IP officers attended external training courses • proactive assistance provided to members of the public when making applications for documents held by the department or local councils • continuously refine internal process to reduce turnaround times for RTI and IP applications
Tourism, Major Events, Small Business and The Commonwealth Games	The Department of Tourism, Major Events, Small Business and The Commonwealth Games
	<ul style="list-style-type: none"> • RTI Services used redaction technology in the processing of all RTI and IP access applications • released information provided to applicants by CD-ROM, hard copy or via email (if preferred) • RTI team engaged with applicants early in the processing cycle to clarify requests and offer advice as part of the department's commitment to client service • decision makers attended external courses with the OIC and other external providers to enable proficient service to clients • staff attended and have been involved with the RTI and IP Managers' Forums • RTI Services used the 'RTIPS' database for recording, tracking and reporting RTI and IP access applications • continuous in-house training of staff in RTI Services to increase skills/knowledge • implemented training of RTI staff within work unit to assist with backfilling for RTI case manager positions • assistance given to members of the public when making applications or enquiries regarding RTI and IP • RTI and IP awareness training provided to agency staff for cross-skilling of RTI decision makers • increased flexibility offered to RTI applicants for credit card payment • further adoption of the "push" model principles through the increased use of administrative access, publication scheme and disclosure log releases
Transport and Main Roads	Department of Transport and Main Roads
	<ul style="list-style-type: none"> • continued the development of its RTI and IP case management system (RTIPs) - currently used by 13 departments, 9 councils and 2 statutory authorities • Department of Transport and Main Roads, TransLink and the other portfolio agencies, in the ongoing management of RTI/IP matters, held education sessions across the respective agencies on the operation and objectives of the legislation • decision makers within the Department of Transport and Main Roads and TransLink attended internal and external training courses and presented at WoG RTI and IP Managers' Forums • used redaction technology and provided information to applicants on CD-ROM or email wherever possible

Portfolio	Activities described by the agency
Treasury and Trade	Queensland Treasury and Trade
	<ul style="list-style-type: none"> • maintains all statistical data on an RTI tracking recording and management system developed by Queensland Treasury and Trade • all RTI and IP applications are maintained and tracked regularly to ensure the database is kept up-to-date • continues to maintain the RTI Newsgroup - service in which regular readers of Queensland Treasury and Trade's disclosure log may subscribe to • readers notified via email of any new items placed on the disclosure log, which has proven to be a success with the RTI Newsgroup expanding regularly • staff regularly attended the RTI and IP Managers' Forums • provided documents to applicants in the form of a CD-ROM or via email to help reduce costs to the applicants and the department • staff attended internal training and awareness sessions on the RTI and IP Acts

Notes about Appendices 2 to 21

Use of Not Applicable (N/A)

Table 1 in each of the appendices records the number of access and amendment applications received for each agency/portfolio. The last column of Table 1 shows the number of internal reviews received as a percentage of finalised applications. Either 0.0% or N/A may appear in this last column:

- 0.0 appears where no internal reviews were received, but some applications were finalised
- N/A appears where no applications were finalised.

Deletion where no data returned

Where an agency has not returned any data the line has been deleted from the table.

Disclosure logs section 8(1)(d) RTI Regulation

Not all documents considered will be published on a disclosure log. The RTI Act provides only for documents that *do not contain the personal information of an applicant* to be included in a disclosure log, and Ministerial Guidelines provide that certain information should not be included. In addition, access to some documents may have been provided in 2010-11, with documents being considered for publication or published to a disclosure log in 2011-12. In those cases, publication in 2011-12 will be reported in that year's annual report.

Recording refusal of access – section 8(1)(c) RTI Regulation and section 6(c) IP Regulation

Section 47(3)(a) of the RTI Act provides that access to a document may be refused to the extent the document comprises exempt information under section 48. Section 48(4) of the RTI Act (exempt information) defines exempt information as information that is exempt information under Schedule 3. Refusals of access to exempt information may therefore be recorded as either refusals under section 48 or Schedule 3.

Section 47(3)(b) provides that access to a document may be refused to the extent the document comprises information the disclosure of which will be contrary to the public interest under section 49. Schedule 4 then sets out the factors for deciding the public interest. Refusals of access to 'contrary to the public interest' information may therefore be recorded as either refusals under section 49 or Schedule 4.

APPENDIX 1 – Regulations

Right to Information Regulation 2009

Section 8 Report to Assembly on Act's operation – Act, s 185

- (1) For section 185(2) of the Act, details of the following matters must be included in a report under section 185(1) of the Act in relation to the financial year to which the report relates
 - (a) the number of access applications received by each agency or Minister;
 - (b) for each agency or Minister –
 - (i) the number of refusals to deal with an access application under section 40 of the Act; and
 - (ii) the number of refusals to deal with an access application under section 41 of the Act; and
 - (iii) the number of refusals to deal with an access application under section 43 of the Act;
 - (c) for each agency or Minister – the number of refusals of access under each paragraph of section 47(3) of the Act and any other particular provision of the Act relevant to the refusal;
 - (d) for each agency or Minister – the number of documents included in a disclosure log under section 78 of the Act;
 - (e) for each agency or Minister –
 - (i) the number of deemed decisions under section 46 of the Act; and
 - (ii) the number of decisions on internal review taken to have been made under section 83(2) of the Act;
 - (f) for each agency or Minister –
 - (i) the number of internal review applications received; and
 - (ii) for each application, whether the decision on the internal review was different from the decision subject to internal review, and how it was different;
 - (g) for each agency or Minister –
 - (i) the number of external review applications made in relation to a decision of the agency or Minister; and
 - (ii) the number of external review applications where there was no preceding internal review application to the agency or Minister; and
 - (iii) the number of decisions on external review that affirmed the decision of the agency or Minister; and
 - (iv) the number of decisions on external review that varied the decision of the agency or Minister; and
 - (v) the number of decisions on external review that set aside the decision of the agency or Minister and made another decision in substitution for the decision of the agency or Minister;
 - (h) any disciplinary action taken against an officer in relation to the administration of the Act;

- (i) any proceedings brought for an offence against section 175(1) or (3) of the Act;
 - (j) for each agency or Minister – the amount of fees and charges received under the Act;
 - (k) any other relevant fact indicating an effort by an agency or Minister to further the object of the Act.
- (2) Also, for section 185(2) of the Act, details for each agency or Minister of the following matters must be included in the report –
- (a) the number of applications under the repealed FOI Act that were not finalised within the meaning of section 199(2) of the Act before –
 - (i) for the first report under section 185(1) of the Act – the commencement of section 199 of the Act; or
 - (ii) otherwise – the commencement of the financial year to which the report relates;
 - (b) the number of applications mentioned in paragraph (a) that were not finalised within the meaning of section 199(2) of the Act by the end of the financial year to which the report relates.

Information Privacy Regulation 2009

Section 6 Report to Assembly on Act's operation – Act, s 194

For section 194(2) of the Act, details of the following matters must be included in a report under section 194(1) of the Act in relation to the financial year to which the report relates -

- (a) the number of access applications and amendment applications received by each agency or Minister;
- (b) for each agency or Minister –
 - (i) the number of refusals to deal with an access application under section 59 of the Act; and
 - (ii) the number of refusals to deal with an access or amendment application under section 60 of the Act; and
 - (iii) the number of refusals to deal with an access application under section 62 of the Act; and
 - (iv) the number of refusals to deal with an amendment application under section 63 of the Act;
- (c) for each agency or Minister – the number of refusals of access under each paragraph of section 47(3) of the *Right to Information Act 2009*, as applied by section 67 of the Act, and any other particular provision of the *Right to Information Act 2009* relevant to the refusal;
- (d) for each agency or Minister –
 - (i) the number of deemed decisions under section 66 and 71 of the Act; and
 - (ii) the number of decisions on internal review taken to have been made under section 97(2) of the Act;
- (e) for each agency or Minister – the number of refusals of amendment under each provision of section 72(1) of the Act;
- (f) for each agency or Minister –
 - (i) the number of internal review applications received; and
 - (ii) for each application, whether the decision on the internal review was different from the decision subject to internal review, and how it was different;
- (g) for each agency or Minister –
 - (i) the number of external review applications made in relation to a decision of the agency or Minister; and
 - (ii) the number of external review applications where there was no preceding internal review application to the agency or Minister; and
 - (iii) the number of decisions on external review that affirmed the decision of the agency or Minister; and
 - (iv) the number of decisions on external review that varied the decision of the agency or Minister; and
 - (v) the number of decisions on external review that set aside the decision of the agency or Minister and made another decision in substitution for the decision of the agency or Minister;
- (h) any disciplinary action taken against an officer in relation to the administration of the Act;

- (i) any proceedings brought for an offence against section 184(1) or (3) of the Act;
- (j) for each agency or Minister – the amount of charges received under the Act;
- (k) any other relevant fact indicating an effort by an agency or Minister to further the object of the Act.

APPENDIX 2 – Premier and Cabinet

Table 1. Number of access applications - section 8(1)(a) RTI Regulation and section 6(a) IP Regulation

PORTFOLIO/AGENCY	Application type	On hand 1 July 2011 b/fwd	Received	Transferred	Withdrawn	Total	Finalised 30 June 2012	On hand 30 June 2012 c/fwd	Internal reviews received from finalised applications	
					— no. —				no.	%
Department of the Premier and Cabinet	Access-RTI	5	24	0	4	25	19	6	1	5.3
Office of the Premier (1 July 2011 - 25 March 2012)	Access-RTI	0	4	0	0	4	4	0	0	0.0
Office of the Premier (26 March 2012 - 30 June 2012)	Access-RTI	0	3	0	0	3	1	2	0	0.0
Queensland Audit Office	Access-RTI	0	1	0	0	1	1	0	0	0.0
Public Service Commission	Access-RTI	0	1	0	0	1	1	0	0	0.0
Total RTI Applications		5	33	0	4	34	26	8	1	3.8
Department of the Premier and Cabinet	Access-IP	1	0	0	0	1	1	0	0	0.0
Public Service Commission	Access-IP	1	0	0	0	1	1	0	0	0.0
Total IP Applications		2	0	0	0	2	2	0	0	0.0
TOTAL APPLICATIONS		7	33	0	4	36	28	8	1	3.6

Note: Percentages do not sum down the column, but reflect percentage totals across the row.

Table 2. Number of refusals to deal - section 8(1)(b) RTI Regulation and section 6(b) IP Regulation

PORTFOLIO/AGENCY	Provision invoked	No. of times
Department of the Premier and Cabinet	Section 40 RTI	1
Queensland Audit Office	Section 40 RTI	1
TOTAL		2

Table 3. Number of refusals of access - section 8(1)(c) RTI Regulation and section 6(c) IP Regulation

PORTFOLIO/AGENCY	Applic. type RTI / IP	Pages considered	Access in full	Access in part	Access refused	Pages released in full or part	Provisions	
							— no. —	%
Department of the Premier and Cabinet	RTI	655	228	92	335	48.9	invoked	no. of times
							CTPI	87
							sch3(1)	287
							sch3(2)	28
							sch3(3)	3
							sch3(6)	6
							sch3(10)	64
Office of the Premier (1 July 2011 - 25 March 2012)	RTI	62	42	20	0	100.0	CTPI	18
							sch3(2)	2
Office of the Premier (26 March 2012 - 30 June 2012)	RTI	38	38	0	0	100.0		
Public Service Commission	RTI	40	40	0	0	100		
Total RTI		795	348	112	335	57.9		
Department of the Premier and Cabinet	IP	25	12	13	0	100.0	CTPI	13
							s88(2)	6

PORTFOLIO/AGENCY	Applic. type RTI / IP	Pages considered	Access in full	Access in part	Access refused	Pages released in full or part	Provisions	no. of times
			— no. —			%	invoked sch2(2), s6, s7, s8	
Public Service Commission	IP	0	0	0	0	N/A		1
Total IP		25	12	13	0	100.0		
TOTAL		820	360	125	335	59.1		

Table 4. Number of pages included in a disclosure log - section 8(1)(d) RTI Regulation

PORTFOLIO/AGENCY	Published to disclosure log in full	Published to disclosure log in part	Total published to disclosure log from total pages considered	%	Total pages considered
	— no. —			%	no.
Department of the Premier and Cabinet	206	80	286	89.4	320
Office of the Premier (1 July 2011 - 25 March 2012)	42	20	62	100.0	62
Office of the Premier (26 March 2012 - 30 June 2012)	38	0	38	100.0	38
Public Service Commission	0	0	0	0.0	40
TOTAL	286	100	386	83.9	460

Table 5. Number of deemed decisions, and decisions taken to have been made on internal review - section 8(1)(e) RTI Regulation or section 6(d) IP Regulation

There were no deemed decisions or decisions taken to have been made at internal review.

Table 6. Number of refusals of amendment – section 6(e) IP Regulation

There were no refusals to amend documents.

Table 7. Number of internal review applications - section 8(1)(f) RTI Regulation or section 6(f) IP Regulation

PORTFOLIO/AGENCY	No. of internal reviews received	Internal review decision (i.e. upheld on review or varied on review)	If decision varied, how?	Exemption
Department of the Premier and Cabinet	1	Decision upheld on review		
TOTAL	1			

Table 8. Number of external review applications - section 8(1)(g) RTI Regulation or section 6(g) IP Regulation

PORTFOLIO/AGENCY	No. of external reviews	Type of review	Decision	Act provision
Department of the Premier and Cabinet	1	Preceding Internal	Varied	Informally resolved
Office of the Premier (1 July 2011 - 25 March 2012)	1	Direct	Upheld	Informally resolved - applicant accepted OIC preliminary view - s47(3)(a) and sch3(6)(c)(i)
TOTAL	2			

Table 9. Amount of fees and charges received under the RTI Act - section 8(1)(j) RTI Regulation

PORTFOLIO/AGENCY	Fees received	Processing charges received	Access charges received	Total received
		— \$ —		
Department of the Premier and Cabinet	858	578	0	1,436
Office of the Premier (1 July 2011 - 25 March 2012)	156	164	0	320
Office of the Premier (26 March 2012 - 30 June 2012)	117	0	0	117
Public Service Commission	39	296	0	335
TOTAL	1,170	1,038	0	2,208

Table 10. Amount of charges received under the IP Act - section 6(j) IP Regulation

There were no charges received under the IP Act.

APPENDIX 3 – Aboriginal and Torres Strait Islander and Multicultural Affairs

Please refer to Appendix 5 - the Department of Communities, Child Safety and Disability Services for data related to the Minister for Disability Services, Mental Health and Aboriginal and Torres Strait Islander Partnerships.

APPENDIX 4 – Agriculture, Fisheries and Forestry

Table 1. Number of access applications - section 8(1)(a) RTI Regulation and section 6(a) IP Regulation

PORTFOLIO/AGENCY	Application type	On hand b/fwd (a)	Received	Transferred	Withdrawn	Total	Finalised (b)	On hand c/fwd (c)	Internal reviews received from finalised applications	
									no.	%
— no. —										
pre-MoG										
Queensland Rural Adjustment Authority	Access- RTI	0	5	0	1	4	4	0	0	0.0
Safe Food Production Queensland	Access- RTI	1	1	0	0	2	2	0	0	0.0
post-MoG										
Department of Agriculture, Fisheries and Forestry	Access-RTI	0	5	0	0	5	0	5	0	N/A
Total RTI Applications		1	11	0	1	11	6	5	0	0.0
TOTAL APPLICATIONS		1	11	0	1	11	6	5	0	0.0

Notes:

Percentages do not sum down the column, but reflect percentage totals across the row.

(a) as on 1st July 2011 for pre-MoG and 3 April 2012 for post-MoG

(b) as on 2 April 2012 for pre-MoG and 30 June 2012 for post-MoG

(c) as on 2 April 2012 for pre-MoG and 30 June 2012 for post-MoG

The Department of Agriculture, Fisheries and Forestry RTI statistics relating to the pre-MoG period are included within the aggregated Department of Employment, Economic Development and Innovation statistics listed under Department of Natural Resources and Mines and Department of Environment and Resource Management statistics listed under Department of Environment and Heritage Protection reports.

Table 2. Number of refusals to deal - section 8(1)(b) RTI Regulation and section 6(b) IP Regulation

There were no refusals to deal.

Table 3. Number of refusals of access - section 8(1)(c) RTI Regulation and section 6(c) IP Regulation

PORTFOLIO/AGENCY	Applic. type RTI / IP	Pages considered	Access in full	Access in part	Access refused	Pages released in full or part	Provisions	
							no. of times	
— no. —								
pre-MoG								
Queensland Rural Adjustment Authority	RTI	502	475	0	27	94.6	sch3(8)(1)	27
Safe Food Production Queensland	RTI	118	0	0	118	0.0		
Total RTI		620	475	0	145	76.6		
TOTAL		620	475	0	145	76.6		

Please note the Department of Agriculture, Fisheries and Forestry RTI statistics relating to the pre-MoG period are included within the aggregated Department of Employment, Economic Development and Innovation statistics listed under Department of Natural Resources and Mines and Department of Environment and Resource Management statistics listed under Department of Environment and Heritage Protection reports.

Table 4. Number of pages included in a disclosure log - section 8(1)(d) RTI Regulation

There were no pages included in a disclosure log.

Table 5. Number of deemed decisions, and decisions taken to have been made on internal review - section 8(1)(e) RTI Regulation or section 6(d) IP Regulation

There were no deemed decisions or decisions taken to have been made at internal review.

Table 6. Number of refusals to amend documents - section 6(e) IP Regulation

There were no refusals to amend documents.

Table 7. Number of internal review applications - section 8(1)(f) RTI Regulation or section 6(f) IP Regulation

There were no internal reviews.

Table 8. Number of external review applications - section 8(1)(g) RTI Regulation or section 6(g) IP Regulation

PORTFOLIO/AGENCY	No. of external reviews	Type of review	Decision	Act provision
pre-MoG				
Safe Food Production Queensland	1	Direct	Substituted	s47(3)(b)
TOTAL	1			

Please note the Department of Agriculture, Fisheries and Forestry RTI statistics relating to the pre-MoG period are included within the aggregated Department of Employment, Economic Development and Innovation statistics listed under Department of Natural Resources and Mines and Department of Environment and Resource Management statistics listed under Department of Environment and Heritage Protection reports.

Table 9. Amount of fees and charges received under the RTI Act - section 8(1)(j) RTI Regulation

PORTFOLIO/AGENCY	Fees received	Processing charges received	Access charges received	Total received
		— \$ —		
pre-MoG				
Queensland Rural Adjustment Authority	116	0	0	116
Safe Food Production Queensland	39	0	24	63
post-MoG				
Department of Agriculture, Fisheries and Forestry	195	0	0	195
TOTAL	350	0	24	374

Please note the Department of Agriculture, Fisheries and Forestry RTI statistics relating to the pre-MoG period are included within the aggregated Department of Employment, Economic Development and Innovation statistics listed under Department of Natural Resources and Mines and Department of Environment and Resource Management statistics listed under Department of Environment and Heritage Protection reports.

Table 10. Amount of charges received under the IP Act - section 6(j) IP Regulation

There were no charges received under the IP Act.

APPENDIX 5 – Communities, Child Safety and Disability Services

Table 1. Number of access applications - section 8(1)(a) RTI Regulation and section 6(a) IP Regulation

1a

PORTFOLIO/AGENCY	Application type	On hand 1 July 2011 b/fwd	Received	Transferred	Withdrawn	Total	Finalised 30 June 2012	On hand 30 June 2012 c/fwd	Internal reviews received from finalised applications	
				— no. —					no.	%
Department of Communities, Child Safety and Disability Services	Access-RTI	77	445	3	56	463	418	45	8	1.9
Minister for Disability Services, Mental Health and Aboriginal and Torres Strait Islander Partnerships	Access-RTI	0	2	0	2	0	0	0	0	N/A
Commission for Children, Young People and Child Guardian	Access-RTI	0	1	0	1	0	0	0	0	N/A
Total RTI Applications		77	448	3	59	463	418	45	8	1.9
Department of Communities, Child Safety and Disability Services	Access-IP	62	318	2	11	367	320	47	4	1.3
Minister for Disability Services, Mental Health and Aboriginal and Torres Strait Islander Partnerships	Access-IP	0	1	0	0	1	1	0	0	0.0
Commission for Children, Young People and Child Guardian	Access-IP	1	2	0	0	3	3	0	0	0.0
Total IP Applications		63	321	2	11	371	324	47	4	1.2
Department of Communities, Child Safety and Disability Services	Amend-IP	0	4	0	0	4	3	1	0	0.0
Total Amendment Applications		0	4	0	0	4	3	1	0	0.0
TOTAL APPLICATIONS		140	773	5	70	838	745	93	12	1.6

Note: Percentages do not sum down the column, but reflect percentage totals across the row.

1b

PORTFOLIO/AGENCY	Application type	On hand 1 July 2011 b/fwd	Received	Transferred	Withdrawn	Total	Finalised 30 June 2012	On hand 30 June 2012 c/fwd	Internal reviews received from finalised applications	
				— no. —					no.	%
Department of Aboriginal and Torres Strait Islander and Multicultural Affairs	Access-RTI	0	1	0	0	1	0	1	0	N/A
Total RTI Applications		0	1	0	0	1	0	1	0	N/A
TOTAL APPLICATIONS		0	1	0	0	1	0	1	0	N/A

Note: Percentages do not sum down the column, but reflect percentage totals across the row.

Table 2. Number of refusals to deal - section 8(1)(b) RTI Regulation and section 6(b) IP Regulation

PORTFOLIO/AGENCY	Provision invoked	No. of times
Department of Communities, Child Safety and Disability Services	Section 43 RTI	1
	Section 60 IP - Access	1
TOTAL		2

Table 3. Number of refusals of access - section 8(1)(c) RTI Regulation and section 6(c) IP Regulation

PORTFOLIO/AGENCY	Applic. type RTI / IP	Pages considered	Access in full	Access in part	Access refused	Pages released in full or part	Provisions	no. of times
		— no. —				%	invoked	
Department of Communities, Child Safety and Disability Services	RTI	91,257	38,505	38,319	14,433	84.2	sch3(1)	11
							sch3(2)	11
							sch3(6)	4
							sch3(7)	359
							sch3(10)(1)(a)	94
							sch3(10)(1)(b)	3,473
							sch3(10)(1)(f)	168
							sch3(10)(1)(i)	20
							sch3(10)(4)	469
							sch3(12)(1)	180
							s43(3)(c)(i)	245
							s49-sch4	48,995
							s52	31
							s53(a)	261
Total RTI		91,257	38,505	38,319	14,433	84.2		
Department of Communities, Child Safety and Disability Services	IP	108,370	49,442	53,469	5,459	95.0	sch3(6)(c)(i)	4
							sch3(7)	157
							sch3(10)(1)(a)	68
							sch3(10)(1)(b)	3,575
							sch3(10)(1)(f)	61
							sch3(10)(1)(i)	1
							sch3(10)(4)	1,363
							sch3(12)(1)	76
							s49-sch4	54,809
							s50	101
							s52	15
							s53(a)	123
							s62	230
Minister for Disability Services, Mental Health and Aboriginal and Torres Strait Islander Partnerships	IP	0	0	0	0	N/A	s52	1
Commission for Children, Young People and Child Guardian	IP	2,243	1,373	687	183	91.8	sch3(7)	38
							sch3(12)	38
							s49-sch4	819
Total IP		110,613	50,815	54,156	5,642	94.9		
TOTAL		201,870	89,320	92,475	20,075	90.1		

Table 4. Number of pages included in a disclosure log - section 8(1)(d) RTI Regulation

PORTFOLIO/AGENCY	Published to disclosure log in full	Published to disclosure log in part	Total published to disclosure log from total pages total pages considered	Total pages considered
	— no. —			no.
Department of Communities, Child Safety and Disability Services	882	207	1,089	92.2
TOTAL	882	207	1,089	92.2

Table 5. Number of deemed decisions, and decisions taken to have been made on internal review - section 8(1)(e) RTI Regulation or section 6(d) IP Regulation

PORTFOLIO/AGENCY	Provision invoked	No. of times
Department of Communities, Child Safety and Disability Services	Section 66 IP	1
	Section 71 IP	1
	Section 83(2) RTI	1
TOTAL		3

Table 6. Number of refusals of amendment - section 6(e) IP Regulation

PORTFOLIO/AGENCY	Provision invoked	No. of times
Department of Communities, Child Safety and Disability Services	s72(1)(a)(i)	16
TOTAL		16

Table 7. Number of internal review applications - section 8(1)(f) RTI Regulation or section 6(f) IP Regulation

PORTFOLIO/AGENCY	No. of internal reviews received	Internal review decision (i.e. upheld on review or varied on review)	If decision varied, how?	Exemption
Department of Communities, Child Safety and Disability Services	6	Decision upheld on review		
	3		Withdrawn	
	1	Decision upheld on review	Deemed Decision	s83(2)
	1	Varied on review	95 pages released in full, 155 pages released in part	s49-sch4, s88(2)
	1	Varied on review	7 pages released in part	s49-sch4, s52(1)(b)
TOTAL	12			

Table 8. Number of external review applications - section 8(1)(g) RTI Regulation or section 6(g) IP Regulation

PORTFOLIO/AGENCY	No. of external reviews	Type of review	Decision	Act provision
Department of Communities, Child Safety and Disability Services	2	Preceding Internal		Outstanding
	2	Preceding Internal		Withdrawn
	1	Preceding Internal		Refuse to Deal
	13	Direct		Withdrawn
	1	Direct		No Jurisdiction
	3	Direct		Outside of Timeframe
	1	Direct		Outstanding
	1	Direct		Extension of Time
TOTAL	24			

Table 9. Amount of fees and charges received under the RTI Act - section 8(1)(j) RTI Regulation**9a**

PORTFOLIO/AGENCY	Fees received	Processing charges received	Access charges received	Total received
		— \$ —		
Department of Communities, Child Safety and Disability Services	14,346	8,026	0	22,372
Minister for Disability Services, Mental Health and Aboriginal and Torres Strait Islander Partnerships	78	0	0	78
Commission for Children, Young People and Child Guardian	39	0	0	39
TOTAL	14,463	8,026	0	22,489

9b

PORTFOLIO/AGENCY	Fees received	Processing charges received	Access charges received	Total received
		— \$ —		
Department of Aboriginal and Torres Strait Islander and Multicultural Affairs	39	0	0	39
TOTAL	39	0	0	39

Table 10. Amount of charges received under the IP Act - section 6(j) IP Regulation

There were no charges received under the IP Act.

APPENDIX 6 – Community Safety

Table 1. Number of access applications - section 8(1)(a) RTI Regulation and section 6(a) IP Regulation

PORTFOLIO/AGENCY	Application type	On hand 1 July 2011 b/fwd	Received	Transferred	Withdrawn	Total	Finalised 30 June 2012	On hand 30 June 2012 c/fwd	Internal reviews received from finalised applications	
					— no. —				no.	%
Department of Community Safety	Access-RTI	9	108	0	9	108	70	38	5	7.1
Total RTI Applications		9	108	0	9	108	70	38	5	7.1
Department of Community Safety	Access-IP	35	632	1	134	532	501	31	23	4.6
Total IP Applications		35	632	1	134	532	501	31	23	4.6
Department of Community Safety	Amend-IP	2	5	0	2	5	1	4	0	0.0
Total Amendment Applications		2	5	0	2	5	1	4	0	0.0
TOTAL APPLICATIONS		46	745	1	145	645	572	73	28	4.9

Note: Percentages do not sum down the column, but reflect percentage totals across the row.

Table 2. Number of refusals to deal - section 8(1)(b) RTI Regulation and section 6(b) IP Regulation

PORTFOLIO/AGENCY	Provision invoked	No. of times
Department of Community Safety	Section 59 IP	1
TOTAL		1

Table 3. Number of refusals of access - section 8(1)(c) RTI Regulation and section 6(c) IP Regulation

PORTFOLIO/AGENCY	Applic. type RTI / IP	Pages considered	Access in full	Access in part	Access refused	Pages released in full or part	Provisions	
			— no. —			%	invoked	no. of times
Department of Community Safety	RTI	9,001	3,858	1,479	3,664	59.3	s52	3
							s53(a)	2
							s55	1
							sch3(2)(1)(a)	100
							sch3(7)	242
							sch3(8)(1)	75
							sch3(10)(1)(e)	123
							sch3(1)(1)(i)	88
							sch3(10)(4)	270
							sch4	2,134
Total RTI		9,001	3,858	1,479	3,664	59.3		
Department of Community Safety	IP	69,135	59,705	6,240	3,190	95.4	s52	6
							s53(a)	355
							s59	1
							sch3(7)	96
							sch3(8)(1)	55
							sch3(10)	99

PORTFOLIO/AGENCY	Applic. type RTI / IP	Pages considered	Access in full	Access in part	Access refused	Pages released in full or part	Provisions
		— no. —				%	invoked no. of times
							sch3(10)(1) 146
							sch3(10)(1)(a) 6
							sch3(10)(1)(d) 11
							sch3(10)(1)(g) 15
							sch3(10)(1)(i) 811
							sch3(12) 2
							sch4 5,520
							sch4(4)(3)(a) 38
							sch4(4)(3)(c) 24
							sch4(4)(5) 2
							sch4(4)(6) 68
Total IP		69,135	59,705	6,240	3,190	95.4	
TOTAL		78,136	63,563	7,719	6,854	91.2	

Table 4. Number of pages included in a disclosure log - section 8(1)(d) RTI Regulation

PORTFOLIO/AGENCY		Published to disclosure log in full	Published to disclosure log in part	Total published to disclosure log from total pages considered	Total pages considered
		— no. —		%	no.
Department of Community Safety		65	0	65	100.0
TOTAL		65	0	65	100.0

Table 5. Number of deemed decisions, and decisions taken to have been made on internal review - section 8(1)(e) RTI Regulation or section 6(d) IP Regulation

There were no deemed decisions or decisions taken to have been made at internal review.

Table 6. Number of refusals of amendment - section 6(e) IP Regulation

There were no refusals to amend documents.

Table 7. Number of internal review applications - section 8(1)(f) RTI Regulation or section 6(f) IP Regulation

PORTFOLIO/AGENCY	No. of internal reviews received	Internal review decision (i.e. upheld on review or varied on review)	If decision varied, how?	Exemption
Department of Community Safety	7	Decision upheld on review		
	13	Varied on review	Additional information released	sch4
	1	Varied on review	Financial records created for application	
	6	Varied on review	Administrative access	s67(1)
	1	Varied on review	Withdrawn/Deemed withdrawn	s97
TOTAL	28			

Table 8. Number of external review applications - section 8(1)(g) RTI Regulation or section 6(g) IP Regulation

PORTFOLIO/AGENCY	No. of external reviews	Type of review	Decision	Act provision
Department of Community Safety	1	Preceding Internal	Upheld	
	5	Preceding Internal		Withdrawn
	2	Direct		Withdrawn
	4	Direct	Upheld	
	6	Direct	Varied	s103(4) resolved informally
TOTAL	18			

Table 9. Amount of fees and charges received under the RTI Act - section 8(1)(j) RTI Regulation

PORTFOLIO/AGENCY	Fees received	Processing charges received	Access charges received	Total received
		— \$ —		
Department of Community Safety	3,507	2,992	420	6,919
TOTAL	3,507	2,992	420	6,919

Table 10. Amount of charges received under the IP Act - section 6(j) IP Regulation

There were no charges received under the IP Act.

APPENDIX 7 – Queensland Police Service

Table 1. Number of access applications - section 8(1)(a) RTI Regulation and section 6(a) IP Regulation

PORTFOLIO/AGENCY	Application type	On hand 1 July 2011 b/fwd	Received	Transferred	Withdrawn	Total	Finalised 30 June 2012	On hand 30 June 2012 c/fwd	Internal reviews received from finalised applications	
					— no. —				no.	%
Queensland Police Service	Access-RTI	47	1,231	3	368	907	778	129	9	1.2
Total RTI Applications		47	1,231	3	368	907	778	129	9	1.2
Queensland Police Service	Access-IP	103	1,230	2	232	1,099	1,015	84	7	0.7
Total IP Applications		103	1,230	2	232	1,099	1,015	84	7	0.7
Queensland Police Service	Amend-IP	0	4	0	0	4	3	1	0	0.0
Total Amendment Applications		0	4	0	0	4	3	1	0	0.0
TOTAL APPLICATIONS		150	2,465	5	600	2,010	1,796	214	16	0.9

Note: Percentages do not sum down the column, but reflect percentage totals across the row.

Table 2. Number of refusals to deal - section 8(1)(b) RTI Regulation and section 6(b) IP Regulation

PORTFOLIO/AGENCY	Provision invoked	No. of times
Queensland Police Service	Section 40 RTI	3
	Section 59 IP	14
	Section 62 IP	2
TOTAL		19

Table 3. Number of refusals of access - section 8(1)(c) RTI Regulation and section 6(c) IP Regulation

PORTFOLIO/AGENCY	Applic. type RTI / IP	Pages considered	Access in full	Access in part	Access refused	Pages released in full or part	Provisions	
			— no. —			%	invoked	no. of times
Queensland Police Service	RTI	32,562	9,345	10,314	12,903	60.4	sch3(7)	165
							sch3(8)(1)	1
							sch3(10)	94
							sch3(10)(1)(a)	456
							sch3(10)(1)(b)	1
							sch3(10)(1)(e)	123
							sch3(10)(1)(f)	120
							sch3(10)(1)(g)	17
							sch3(10)(1)(h)	6
							sch3(10)(1)(j)	1
							sch3(10)(3)	1
							sch3(10)(4)	5,315
							sch3(12)	267
							s49-sch4	11,962
							s50	4
							s52	41

PORTFOLIO/AGENCY	Applic. type RTI / IP	Pages considered	Access in full	Access in part	Access refused	Pages released in full or part	Provisions	no. of times
			— no. —			%	invoked	
							s53(a)	230
							s53(d)	3
Total RTI		32,562	9,345	10,314	12,903	60.4		
Queensland Police Service	IP	21,190	7,267	11,344	2,579	87.8	sch3(7)	2
							sch3(10)	2
							sch3(10)(1)(a)	177
							sch3(10)(1)(b)	25
							sch3(10)(1)(e)	6
							sch3(10)(1)(f)	132
							sch3(10)(1)(g)	8
							sch3(10)(1)(h)	5
							sch3(10)(3)	556
							sch3(10)(4)	9
							sch3(12)	248
							s49-sch4	12,661
							s50	1
							s47(3)(e)	30
							s52	56
							s53(a)	125
							s53(d)	8
Total IP		21,190	7,267	11,344	2,579	87.8		
TOTAL		53,752	16,612	21,658	15,482	71.2		

Note: The number of pages considered under RTI and IP are accurate according to Queensland Police Service automated reports. However, a few minor discrepancies may have occurred due to either data entry error/s, documents being administratively released, or documents dealt with as irrelevant to the application and therefore incorrectly included in the number of pages considered.

Table 4. Number of pages included in a disclosure log - section 8(1)(d) RTI Regulation

PORTFOLIO/AGENCY	Published to disclosure log in full	Published to disclosure log in part	Total published to disclosure log from total pages considered	%	Total pages considered
		— no. —			no.
Queensland Police Service	578	207	785	4.0	19,659
TOTAL	578	207	785	4.0	19,659

Table 5. Number of deemed decisions, and decisions taken to have been made on internal review - section 8(1)(e) RTI Regulation or section 6(d) IP Regulation

PORTFOLIO/AGENCY	Provision invoked	No. of times
Queensland Police Service	Section 46 RTI	2
	Section 83(2) RTI	1
TOTAL		3

Table 6. Number of refusals of amendment - section 6(e) IP Regulation

PORTFOLIO/AGENCY	Provision invoked	No. of times
Queensland Police Service	s72(1)(a)(i)	2
TOTAL		2

Table 7. Number of internal review applications - section 8(1)(f) RTI Regulation or section 6(f) IP Regulation

PORTFOLIO/AGENCY	No. of internal reviews received	Internal review decision (i.e. upheld on review or varied on review)	If decision varied, how?	Exemption
Queensland Police Service	10	Decision upheld on review		sch4(4)(6)
	1	Decision upheld on review		sch3(10)(4) and sch4(4)(6)
	1	Varied on review	Confirmed Deemed Decision	sch4(4)(6)
	1	Decision upheld on review		sch4(4)(6) and sch3(10)
	1	Decision upheld on review		sch4(4)(6) and s53(a)
	1	Decision upheld on review		sch3(10)(1)(f)
	1	Decision upheld on review		s53(a)
TOTAL	16			

Table 8. Number of external review applications - section 8(1)(g) RTI Regulation or section 6(g) IP Regulation

PORTFOLIO/AGENCY	No. of external reviews	Type of review	Decision	Act provision
Queensland Police Service	3	Direct		OIC Decision Pending
	22	Direct		Withdrawn - Informal Resolution
	3	Preceding Internal		Withdrawn - Informal Resolution
	1	Direct	Varied	sch4(4)(6)
	3	Direct	Upheld	sch4(4)(6)
	2	Preceding Internal	Upheld	sch4(4)(6)
	1	Direct	Upheld	sch3(10)(1)(a)
	3	Direct		Withdrawn
	1	Direct	Upheld	s53(a)
	1	Preceding Internal	Varied	sch4(4)(6)
	1	Preceding Internal		OIC Decision Pending
	1	Direct	Varied	sch4(4)(6), sch3(10)(1)(f), sch3(10)(3)
	1	Direct	Varied	Additional docs located as a result of review and released
	1	Direct	Varied	sch3(10)(1)(g)
TOTAL	44			

Table 9. Amount of fees and charges received under the RTI Act - section 8(1)(j) RTI Regulation

PORTFOLIO/AGENCY	Fees received	Processing charges received	Access charges received	Total received
		— \$ —		
Queensland Police Service	37,692	11,900	487	50,080
TOTAL	37,692	11,900	487	50,080

Note: Totals may not add due to rounding. Figures are rounded to nearest \$1. Totals are based on pre-rounded figures.

Table 10. Amount of charges received under the IP Act - section 6(j) IP Regulation

There were no charges received under the IP Act.

APPENDIX 8 – Education, Training and Employment

Table 1. Number of access applications - section 8(1)(a) RTI Regulation and section 6(a) IP Regulation

PORTFOLIO/AGENCY	Application type	On hand 1 July 2011 b/fwd	Received	Transferred	Withdrawn	Total	Finalised 30 June 2012	On hand 30 June 2012 c/fwd	Internal reviews received from finalised applications	
— no. —									no.	%
Department of Education, Training and Employment	Access-RTI	12	125	1	69	67	59	8	5	8.5
Griffith University	Access-RTI	1	1	0	1	1	1	0	0	0.0
James Cook University	Access-RTI	0	3	0	1	2	2	0	2	100.0
Non-State Schools Accreditation Board	Access-RTI	0	3	0	0	3	3	0	0	0.0
Queensland College of Teachers	Access-RTI	0	1	0	0	1	1	0	0	0.0
University of Queensland	Access-RTI	2	15	0	2	15	13	2	2	15.4
University of Southern Queensland	Access-RTI	1	4	0	1	4	4	0	0	0.0
Total RTI Applications		16	152	1	74	93	83	10	9	10.8
Department of Education, Training and Employment	Access-IP	11	172	0	42	141	123	18	5	4.1
Central Queensland University	Access-IP	0	4	0	0	4	4	0	0	0.0
Griffith University	Access-IP	0	1	0	0	1	1	0	0	0.0
James Cook University	Access-IP	0	1	0	0	1	1	0	1	100.0
Queensland Studies Authority	Access-IP	0	11	0	0	11	11	0	0	0.0
Queensland University of Technology	Access-IP	2	2	0	0	4	4	0	0	0.0
University of Queensland	Access-IP	6	34	0	5	35	33	2	7	21.2
University of Southern Queensland	Access-IP	1	2	0	1	2	2	0	0	0.0
Total IP Applications		20	227	0	48	199	179	20	13	7.3
Department of Education, Training and Employment	Amend-IP	0	1	0	0	1	1	0	0	0.0
Queensland Studies Authority	Amend-IP	0	1	0	0	1	1	0	0	0.0
University of Queensland	Amend-IP	0	3	0	0	3	3	0	1	33.3
Total Amendment Applications		0	5	0	0	5	5	0	1	20.0
TOTAL APPLICATIONS		36	384	1	122	297	267	30	23	8.6

Notes:

Percentages do not sum down the column, but reflect percentage totals across the row.

Griffith University - An error has been identified in the RTI and IP Annual Report 2010-11 which states - 'on hand 30 June 2011 c'fwd' figure of one for IP amendment applications. This should have reflected zero.

Queensland University of Technology - An error has been identified in the RTI and IP Annual Report 2010-11 which states - 'on hand 30 June 2011 c'fwd' figure of zero for IP access applications. This should have reflected two.

Incorrect figures were reflected in the RTI and IP Annual Report 2009-10. Therefore some of the figures contained in the 2010/11 report were also incorrect. All figures supplied for the 2011/12 report are accurate and correct.

Table 2. Number of refusals to deal - section 8(1)(b) RTI Regulation and section 6(b) IP Regulation

PORTFOLIO/AGENCY	Provision invoked	No. of times
Department of Education, Training and Employment	Section 40 RTI	1
University of Queensland	Section 62 IP	2
TOTAL		3

Table 3. Number of refusals of access - section 8(1)(c) RTI Regulation and section 6(c) IP Regulation

PORTFOLIO/AGENCY	Applic. type RTI / IP	Pages considered	Access in full	Access in part	Access refused	Pages released in full or part	Provisions	no. of times
			— no. —			%	invoked	
Department of Education, Training and Employment	RTI	15,860	11,418	2,011	2,431	84.7	s47(3)(b)	3,007
							sch4(4)	2,197
							sch3(6)(c)(i)	7
							sch3(7)	880
							sch3(10)(1)(a)	625
							sch3(10)(1)(b)	15
							sch3(10)(4)	6
							sch3(2)(1)(b)	2
							sch3(8)(1)	31
							sch3(1)(a)	3
							sch3(12)(1)	8
							s73(2)	112
James Cook University	RTI	12	12	0	0	100.0		
Non-State Schools Accreditation Board	RTI	460	404	56	0	100.0	s47(3)(b)	56
							sch4(4)	56
Queensland College of Teachers	RTI	2,681	2,681	0	0	100.0		
University of Queensland	RTI	2,876	1,632	345	899	68.7	sch3(7)	145
							sch3(8)	75
							sch3(10)(4)	630
							s47(3)(b)	400
							s47(3)(e)	1
							s73	32
University of Southern Queensland	RTI	174	27	59	88	49.4	s47(3)(b)	76
							s73	71
Total RTI		22,063	16,174	2,471	3,418	84.5		
Department of Education, Training and Employment	IP	46,955	29,824	4,273	12,858	72.6	s47(3)(b)	4,006
							sch4(4)	3,850
							sch3(6)(c)(i)	23
							sch3(7)	10,971
							sch3(10)(1)(a)	1,801
							sch3(10)(1)(b)	28
							sch3(10)(4)	2
							s88	244
Central Queensland University	IP	411	352	33	26	93.7	sch3(7)	26
							s47(3)(b)	33
Griffith University	IP	2	2	0	0	100.0		
James Cook University	IP	524	522	0	2	99.6	sch3(8)	2
Queensland Studies Authority	IP	377	377	0	0	100.0		
Queensland University of Technology	IP	675	268	220	187	72.3	sch3(7)	101
							sch4(4)(6)	306
University of Queensland	IP	5,033	2,980	1,527	526	89.5	sch3(7)	231
							sch10(1)(h)	3
							s47(3)(b)	1,459
							s47(3)(d)	114
							s47(3)(e)	3
							s88	282
University of Southern Queensland	IP	31	29	2	0	100.0	sch3(8)(1)	2
Total IP		54,008	34,354	6,055	13,599	74.8		
TOTAL		76,071	50,528	8,526	17,017	77.6		

Table 4. Number of pages included in a disclosure log - section 8(1)(d) RTI Regulation

PORTFOLIO/AGENCY	Published to disclosure log in full	Published to disclosure log in part	Total published to disclosure log from total pages considered		Total pages considered
	— no. —	— no. —		%	no.
Department of Education, Training and Employment	261	19	280	1.8	15,860
James Cook University	12	0	12	100.0	12
Non-State Schools Accreditation Board	236	37	273	58.1	470
University of Queensland	424	121	545	18.9	2,876
TOTAL	933	177	1,110	5.8	19,218

Table 5. Number of deemed decisions, and decisions taken to have been made on internal review - section 8(1)(e) RTI Regulation or section 6(d) IP Regulation

PORTFOLIO/AGENCY	Provision invoked	No. of times
Department of Education, Training and Employment	Section 46 RTI	1
	Section 83(2) RTI	2
University of Queensland	Section 46 RTI	1
TOTAL		4

Table 6. Number of refusals of amendment - section 6(e) IP Regulation

PORTFOLIO/AGENCY	Provision invoked	No. of times
Department of Education, Training and Employment	Section 72(1)(a)(i)	1
University of Queensland	Section 72(1)(a)(i)	3
TOTAL		4

Table 7. Number of internal review applications - section 8(1)(f) RTI Regulation or section 6(f) IP Regulation

PORTFOLIO/AGENCY	No. of internal reviews received	Internal review decision (i.e. upheld on review or varied on review)	If decision varied, how?	Exemption
Department of Education, Training and Employment	5	Decision upheld on review		
	2	Varied on review	Additional documents considered	sch3(7)
	1		Ongoing	
	1	Varied on review	Additional documents considered and provided	sch4(3)(3), sch4(4)(6)(1)
	1	Varied on review	Additional documents considered and provided	Full access to additional documents
James Cook University	3	Decision upheld on review		
			Release of additional documents (in full and in part); additional exempt information; information exempt under a different provision	s47(3)(b), sch3(10)(4)
University of Queensland	1	Varied on review	Additional exempt information	s47(3)(b)
	1	Varied on review		
	2	Decision upheld on review		s47(3)(b), sch3(7)
				Refused to deal with review on the grounds it was made outside statutory time
	1	Decision upheld on review		s47(3)(b), sch3(7), s62
	1	Decision upheld on review		s88, s47(3)(b), sch3(7), s62
	1	Varied on review	Information exempt under a different provision	sch3(10)(1)(d)
	1	Decision upheld on review		s72(1)(a)(i)
	1	Varied on review	Additional information released	s88, s47(3)(b)
TOTAL	23			

Table 8. Number of external review applications - section 8(1)(g) RTI Regulation or section 6(g) IP Regulation

PORTFOLIO/AGENCY	No. of external reviews	Type of review	Decision	Act provision
Department of Education, Training and Employment	3	Direct		Resolved Informally
	3	Preceding Internal		Ongoing
	1	Preceding Internal		Resolved Informally
	1	Direct	Upheld	
	1	Direct		Ongoing
	1	Preceding Internal	Upheld	
James Cook University	1	Direct	Upheld	
	1	Direct	Varied	s47(3)(a), s47(3)(b)
Queensland Studies Authority	1	Direct		Resolved Informally s90(4)(a)
	1	Direct		Resolved Informally s103(4)(a)
	1	Direct		Resolved Informally s76
University of Queensland	6	Preceding Internal	Varied	sch3(10)(1)(d)
	1	Preceding Internal	Upheld	sch3(10)(1)(d)
	1	Preceding Internal		Ongoing
	2	Direct		Ongoing
	1	Direct	Upheld	
TOTAL	26			

Table 9. Amount of fees and charges received under the RTI Act - section 8(1)(j) RTI Regulation

PORTFOLIO/AGENCY	Fees received	Processing charges received	Access charges received	Total received
		— \$ —		
Department of Education, Training and Employment	3,800	3,782	0	7,582
Griffith University	39	0	0	39
James Cook University	116	0	0	116
Non-State Schools Accreditation Board	117	534	0	651
Queensland College of Teachers	38	0	0	38
University of Queensland	580	1,860	0	2,440
University of Southern Queensland	156	888	17	1,061
TOTAL	4,846	7,065	17	11,928

Note: Totals may not add due to rounding. Figures are rounded to nearest \$1. Totals are based on pre-rounded figures.

Table 10. Amount of charges received under the IP Act - section 6(j) IP Regulation

PORTFOLIO/AGENCY	Access charges
	\$
Department of Education, Training and Employment	77
Queensland Studies Authority	292
TOTAL	369

APPENDIX 9 – Energy and Water Supply

Please note that some entities were not affected by MoG. However for reporting purposes in the Energy and Water Supply tables, they have been split into pre and post MoG.

Table 1. Number of access applications - section 8(1)(a) RTI Regulation and section 6(a) IP Regulation

PORTFOLIO/AGENCY	Application type	On hand b/fwd (a)	Received	Transferred	Withdrawn	Total	Finalised (b)	On hand c/fwd (b)	Internal reviews received from finalised applications	
			— no. —				no.			%
pre-MoG										
Minister for Energy and Water Utilities	Access- RTI	3	0	0	0	3	3	0	3	100.0
ENERGEX	Access-RTI	1	23	0	1	23	23	0	0	0.0
Ergon Energy Corporation Limited	Access-RTI	0	15	0	2	13	13	0	0	0.0
Powerlink Queensland	Access-RTI	0	2	0	0	2	2	0	0	0.0
Queensland Bulk Water Supply Authority (trading as Linkwater)	Access- RTI	0	1	0	0	1	1	0	1	100.0
Queensland Bulk Water Supply Authority (trading as SEQWater)	Access- RTI	3	4	0	0	7	7	0	0	0.0
Queensland Urban Utilities	Access-RTI	0	12	0	0	12	12	0	0	0.0
Unitywater	Access-RTI	0	10	4	1	5	5	0	1	20.0
post-MoG										
Minister for Energy and Water Supply	Access-RTI	0	1	0	0	1	0	1	0	N/A
ENERGEX	Access-RTI	0	6	0	1	5	5	0	0	0.0
Ergon Energy Corporation Limited	Access-RTI	0	1	0	0	1	1	0	0	0.0
Queensland Bulk Water Supply Authority (trading as SEQWater)	Access-RTI	0	3	0	0	3	2	1	0	0.0
Queensland Urban Utilities	Access-RTI	0	2	0	0	2	2	0	0	0.0
SunWater	Access-RTI	0	1	0	0	1	0	1	0	N/A
Unitywater	Access-RTI	0	2	0	0	2	1	1	0	0.0
Total RTI Applications		7	83	4	5	81	77	4	5	6.5
pre-MoG										
ENERGEX	Access-IP	4	12	0	2	14	14	0	0	0.0
Energy and Water Ombudsman Queensland	Access-IP	0	4	0	0	4	4	0	0	0.0
Ergon Energy Queensland Pty Ltd	Access-IP	0	4	0	0	4	3	1	0	0.0
post-MoG										
ENERGEX	Access-IP	0	3	0	1	2	1	1	0	0.0
Ergon Energy Corporation Limited	Access-IP	0	1	0	0	1	1	0	0	0.0
Ergon Energy Queensland Pty Ltd	Access-IP	1	1	0	0	2	2	0	0	0.0
Queensland Urban Utilities	Access-IP	0	1	0	0	1	1	0	0	
Total IP Applications		5	26	0	3	28	26	2	0	0.0
TOTAL APPLICATIONS										
		12	109	4	8	109	103	6	5	4.9

Notes:

Percentages do not sum down the column, but reflect percentage totals across the row.

(a) as on 1st July 2011 for pre-MoG and 3 April 2012 for post-MoG

(b) as on 2 April 2012 for pre-MoG and 30 June 2012 for post-MoG

The Department of Energy and Water Supply RTI statistics relating to the pre-MoG period are included within the aggregated Department of Employment, Economic Development and Innovation statistics listed under Department of Natural Resources and Mines and Department of Environment and Resource Management statistics listed under Department of Environment and Heritage Protection reports.

Table 2. Number of refusals to deal - section 8(1)(b) RTI Regulation and section 6(b) IP Regulation

PORTFOLIO/AGENCY	Provision invoked	No. of times
pre-MoG		
ENERGEX	Section 41 RTI	1
	Section 43 RTI	1
TOTAL		2

Please note the Department of Energy and Water Supply RTI statistics relating to the pre-MoG period are included within the aggregated Department of Employment, Economic Development and Innovation statistics listed under Department of Natural Resources and Mines and Department of Environment and Resource Management statistics listed under Department of Environment and Heritage Protection reports.

Table 3. Number of refusals of access - section 8(1)(c) RTI Regulation and section 6(c) IP Regulation

PORTFOLIO/AGENCY	Applic. Type RTI / IP	Pages considered	Access in full	Access in part	Access refused	Pages released in full or part	Provisions	no. of times
			— no. —			%	invoked	
pre-MoG								
Minister for Energy and Water Utilities	RTI	34	17	2	15	55.9	s73(3)	7
							sch3(2)(1)(a)	8
							sch4(3)(3)	2
ENERGEX	RTI	1,449	1,050	112	287	80.2	s47(3)(b)	774
							s47(3)(e)	5
							sch3(7)	147
							sch3(8)(1)	71
Ergon Energy Corporation Limited	RTI	42	31	5	6	85.7	s49-sch4	11
							s48-sch3(8)(1)	2
Powerlink Queensland	RTI	884	671	194	19	97.9	sch3(7)	19
Queensland Bulk Water Supply Authority (trading as Linkwater)	RTI	138	79	58	1	99.3	s49-sch4	59
Queensland Bulk Water Supply Authority (trading as SEQWater)	RTI	1,276	296	967	13	99.0	s49-sch4	967
							s47(3)(a), sch3(6)(c)(i)	13
Queensland Urban Utilities	RTI	223	223	0	0	100.0		
Unitywater	RTI	375	16	4	355	5.3	s49(4)(6)	3
							s47(3)(b)	355
							s49(1)	1
							s47(3)(e)	1
post-MoG								
ENERGEX	RTI	16	10	6	0	100.0	s47(3)(b)	6
							s47(3)(e)	2
Ergon Energy Corporation Limited	RTI	115	71	3	41	64.3	s49	44
Queensland Bulk Water Supply Authority (trading as SEQWater)	RTI	319	40	279	0	100.0	s49-sch4	279
Queensland Urban Utilities	RTI	23	4	0	19	17.4	s49	4
							s48	1
Unitywater	RTI	3	3	0	0	100.0		
Total RTI		4,897	2,511	1,630	756	84.6		
pre-MoG								
ENERGEX	IP	2,294	1,351	97	846	63.1	s47(3)(b)	562
							s47(3)(e)	2
							sch3(7)	713

PORTFOLIO/AGENCY	Applic. type RTI / IP	Pages considered	Access in full	Access in part	Access refused	Pages released in full or part	Provisions
			— no. —			%	invoked no. of times
Energy and Water Ombudsman Queensland	IP	377	377	0	0	100.0	
Ergon Energy Queensland Pty Ltd	IP	220	220	0	0	100.0	
post-MoG							
ENERGEX	IP	6	6	0	0	100.0	
Ergon Energy Corporation Limited	IP	2	2	0	0	100.0	
Queensland Urban Utilities	IP	1	1	0	0	100.0	
Total IP		2,900	1,957	97	846	70.8	
TOTAL		7,797	4,468	1,727	1,602	79.5	

Please note the Department of Energy and Water Supply RTI statistics relating to the pre-MoG period are included within the aggregated Department of Employment, Economic Development and Innovation statistics listed under Department of Natural Resources and Mines and Department of Environment and Resource Management statistics listed under Department of Environment and Heritage Protection reports.

Table 4. Number of pages included in a disclosure log - section 8(1)(d) RTI Regulation

PORTFOLIO/AGENCY	Published to disclosure log in full	Published to disclosure log in part	Total published to disclosure log from total pages considered	%	Total pages considered
				— no. —	no.
pre-MoG					
ENERGEX	1,045	117	1,162	80.2	1,449
Powerlink Queensland	0	0	0	0.0	884
Queensland Bulk Water Supply Authority (trading as SEQWater)	111	855	966	86.2	1,121
post-MoG					
ENERGEX	10	6	16	100.0	16
Queensland Bulk Water Supply Authority (trading as SEQWater)	40	279	319	100.0	319
SunWater	9	0	9	100.0	9
TOTAL	1,215	1,257	2,472	65.1	3,798

Please note the Department of Energy and Water Supply RTI statistics relating to the pre-MoG period are included within the aggregated Department of Employment, Economic Development and Innovation statistics listed under Department of Natural Resources and Mines and Department of Environment and Resource Management statistics listed under Department of Environment and Heritage Protection reports.

Table 5. Number of deemed decisions, and decisions taken to have been made on internal review - section 8(1)(e) RTI Regulation or section 6(d) IP Regulation

There were no deemed decisions or decisions taken to have been made at internal review.

Table 6. Number of refusals of amendment - section 6(e) IP Regulation

There were no refusals to amend documents.

Table 7. Number of internal review applications - section 8(1)(f) RTI Regulation or section 6(f) IP Regulation

PORTFOLIO/AGENCY	No. of internal reviews received	Internal review decision (i.e. upheld on review or varied on review)	If decision varied, how?	Exemption
pre-MoG				
Minister for Energy and Water Utilities	3	Decision upheld on review		
Queensland Bulk Water Supply Authority (trading as Linkwater)	1	Decision upheld on review		
Unitywater	1	Decision upheld on review		
TOTAL	5			

Please note the Department of Energy and Water Supply RTI statistics relating to the pre-MoG period are included within the aggregated Department of Employment, Economic Development and Innovation statistics listed under Department of Natural Resources and Mines and Department of Environment and Resource Management statistics listed under Department of Environment and Heritage Protection reports.

Table 8. Number of external review applications - section 8(1)(g) RTI Regulation or section 6(g) IP Regulation

PORTFOLIO/AGENCY	No. of external reviews	Type of review	Decision	Act provision
pre-MoG				
ENERGEX	1	Direct	Upheld	sch(1)(14)
Ergon Energy Corporation Limited	1	Direct	Upheld	s52
TOTAL	2			

Please note the Department of Energy and Water Supply RTI statistics relating to the pre-MoG period are included within the aggregated Department of Employment, Economic Development and Innovation statistics listed under Department of Natural Resources and Mines and Department of Environment and Resource Management statistics listed under Department of Environment and Heritage Protection reports.

Table 9. Amount of fees and charges received under the RTI Act - section 8(1)(j) RTI Regulation

PORTFOLIO/AGENCY	Fees received	Processing charges received	Access charges received	Total received
		— \$ —		
pre-MoG				
ENERGEX	816	0	0	816
Ergon Energy Corporation Limited	617	356	973	1,946
Powerlink Queensland	78	168	0	246
Queensland Bulk Water Supply Authority (trading as Linkwater)	39	0	0	39
Queensland Bulk Water Supply Authority (trading as SEQWater)	269	841	0	1,110
Queensland Urban Utilities	468	0	0	468
Unitywater	234	1,578	0	1,812
post-MoG				
Minister for Energy and Water Supply	39	0	0	39
ENERGEX	195	0	0	195
Ergon Energy Corporation Limited	39	0	0	39
Queensland Bulk Water Supply Authority (trading as SEQWater)	116	0	0	116
Queensland Urban Utilities	78	0	0	78
SunWater	39	0	0	39
Unitywater	78	0	0	78
TOTAL	3,105	2,943	973	7,021

Please note the Department of Energy and Water Supply RTI statistics relating to the pre-MoG period are included within the aggregated Department of Employment, Economic Development and Innovation statistics listed under Department of Natural Resources and Mines and Department of Environment and Resource Management statistics listed under Department of Environment and Heritage Protection reports.

Table 10. Amount of charges received under the IP Act - section 6(j) IP Regulation

There were no charges received under the IP Act.

APPENDIX 10 – Environment and Heritage Protection

Table 1. Number of access applications - section 8(1)(a) RTI Regulation and section 6(a) IP Regulation

PORTFOLIO/AGENCY		Application type	On hand b/fwd (a)		Received	Transferred	Withdrawn	Total	Finalised (b)	On hand c/fwd (c)		Internal reviews received from finalised applications
			— no. —								no.	%
pre-MoG												
Minister for Environment	Access- RTI	0	0	0	0	0	0	0	0	0	3	N/A
Department of Environment and Resource Management*	Access- RTI	48	176	2	47	175	168	2	27	16.1		
post-MoG												
Department of Environment and Heritage Protection	Access- RTI	0	35	0	2	33	9	24	0	0.0		
Minister for Environment and Heritage Protection	Access- RTI	0	1	0	0	1	0	1	0	N/A		
Total RTI Applications			48	212	2	49	209	177	27	30	16.9	
pre-MoG												
Department of Environment and Resource Management	Access-IP	1	3	0	0	4	4	0	0	0.0		
post-MoG												
Department of Environment and Heritage Protection	Access- IP	0	1	0	0	1	1	0	0	0.0		
Total IP Applications			1	4	0	0	5	5	0	0	0.0	
TOTAL APPLICATIONS			49	216	2	49	214	182	27	30	16.5	

Notes:

Percentages do not sum down the column, but reflect percentage totals across the row.

(a) as on 1st July 2011 for pre-MoG and 3 April 2012 for post-MoG

(b) as on 2 April 2012 for pre-MoG and 30 June 2012 for post-MoG

(c) as on 2 April 2012 for pre-MoG and 30 June 2012 for post-MoG

* As a result of the MoG, a large number of changes were carried out on the reporting database and five additional applications were found to be on hand 1 July 2011 as was previously reported. As such the total number of applications will not equal the number of finalised and on hand applications at the end of the reporting period. Please note the Department of Environment and Heritage Protection RTI statistics relating to the pre-MoG period are included within the aggregated Department of Environment and Resource Management statistics.

Table 2. Number of refusals to deal - section 8(1)(b) RTI Regulation and section 6(b) IP Regulation

PORTFOLIO/AGENCY	Provision invoked	No. of times
pre-MoG		
Department of Environment and Resource Management	Section 40 RTI	2
	Section 41 RTI	2
post-MoG		
Department of Environment and Heritage Protection	Section 41 RTI	1
TOTAL		5

Please note the Department of Environment and Heritage Protection RTI statistics relating to the pre-MoG period are included within the aggregated Department of Environment and Resource Management statistics.

Table 3. Number of refusals of access - section 8(1)(c) RTI Regulation and section 6(c) IP Regulation

PORTFOLIO/AGENCY	Applic. type RTI / IP	Pages considered	Access in full	Access in part	Access refused	Pages released in full or part	Provisions	no. of times
			— no. —			%	invoked	
pre-MoG								
Department of Environment and Resource Management	RTI	68,744	28,399	8,099	32,246	53.1	s52	2
							s53(a)	777
							s53(d)	4,457
							s37(3)(d)	1,701
							s68(4)(c)	161
							s73(3)	9,584
							sch3(1)	32
							sch3(2)(1)(a)	227
							sch3(2)(1)(b)	177
							sch3(3)	20
							sch3(3)(1)(a)	33
							sch3(3)(1)(c)	6
							sch3(3)(1)(e)	216
							sch3(3)(1)(f)	31
							sch3(4)	12
							sch3(6)(c)(i)	78
							sch3(7)	2,942
							sch3(10)(1)(a)	576
							sch3(10)(1)(b)	76
							sch4(3)(3)	6,280
							sch4(4)(6)	259
							sch4(4)(7)(1)(c)	26
							sch4(4)(8)	5
post-MoG								
Department of Environment and Heritage Protection	RTI	887	562	189	136	84.7	s53(d)	4
							s73(3)	5
							sch3(8)(1)	21
							sch4(3)	189
Total RTI		69,631	28,961	8,288	32,382	53.5		
pre-MoG								
Department of Environment and Resource Management	IP	7,774	2,234	3,171	2,369	69.5	s88	107
							sch3(7)	2,951
							sch4(3)(3)	195
Total IP		7,774	2,234	3,171	2,369	69.5		
TOTAL		77,405	31,195	11,459	34,751	55.1		

Please note the Department of Environment and Heritage Protection RTI statistics relating to the pre-MoG period are included within the aggregated Department of Environment and Resource Management statistics.

Table 4. Number of pages included in a disclosure log - section 8(1)(d) RTI Regulation

PORTFOLIO/AGENCY	Published to disclosure log in full	Published to disclosure log in part	Total published to disclosure log from total pages considered		Total pages considered
	— no. —	— no. —		%	no.
pre-MoG					
Department of Environment and Resource Management	9,186	2,939	12,125	100.0	12,125
TOTAL	9,186	2,939	12,125	100.0	12,125

Please note the Department of Environment and Heritage Protection RTI statistics relating to the pre-MoG period are included within the aggregated Department of Environment and Resource Management statistics.

Table 5. Number of deemed decisions, and decisions taken to have been made on internal review - section 8(1)(e) RTI Regulation or section 6(d) IP Regulation

There were no deemed decisions or decisions taken to have been made at internal review.

Table 6. Number of refusals of amendment - section 6(e) IP Regulation

There were no refusals to amend documents.

Table 7. Number of internal review applications - section 8(1)(f) RTI Regulation or section 6(f) IP Regulation

PORTFOLIO/AGENCY	No. of internal reviews received	Internal review decision (i.e. upheld on review or varied on review)	If decision varied, how?	Exemption
pre-MoG				
Minister for Environment	1	Varied on review	Further pages found/released	s73(3), sch3(6)(c)(i), sch3(7)
	1	Varied on review	Additional 10 pages released in full	
	1	Varied on review	Further pages found/released	s73(3), sch3(6)(c)(i), sch4(3)(3)
Department of Environment and Resource Management	1	Varied on review	Previously irrelevant documents found to be relevant to request	sch3(6)(c)(i)
	1	Varied on review	Further documents found/released	s73(3), sch4(3)(3)
	13	Decision upheld on review		
	1	Varied on review	Further documents found/released	sch3(10)(1)(k), sch3(6)(c)(i)
	1	Varied on review	Further documents found/released	
	1	Varied on review	Copyright also applied to pages	s68(4)(c)
	1	Varied on review	Further documents found/released	sch3(3)(1)(c), sch3(7)
	1	Varied on review	Further documents found/released	s73(3), sch3(2)
	1	Varied on review	Further documents found/released	s73(3), sch4(3)(3)
	1	Varied on review	Further pages found/released	sch4(3)(3)
	1	Varied on review	Documents sent with late father's signature reinstated	sch4(3)(3)

PORTFOLIO/AGENCY	No. of internal reviews received	Internal review decision (i.e. upheld on review or varied on review)	If decision varied, how?	Exemption
	1	Varied on review	Further documents found/released	Three additional folios found and released, four docs varied from sch3(3)
	1	Varied on review	Further documents found/released	sch4(3)(3)
	1	Varied on review	Further documents found/released	s73(3), sch4(3)(3), sch3(7)
	1	Varied on review	Further documents found/released	sch3(3)(1)(f)
TOTAL	30			

Please note the Department of Environment and Heritage Protection RTI statistics relating to the pre-MoG period are included within the aggregated Department of Environment and Resource Management statistics.

Table 8. Number of external review applications – section 8(1)(g) RTI Regulation or section 6(g) IP Regulation

PORTFOLIO/AGENCY	No. of external reviews	Type of review	Decision	Act provision
pre-MoG				
Minister for Environment	1	Direct	Withdrawn - informal resolution	s90(4)(a)
Department of Environment and Resource Management	11	Preceding Internal	Withdrawn - informal resolution	s90(4)(a)
	1	Preceding Internal	Varied	Further documents released at ER, but OIC have decided not to continue with review process under s94(1)(a)
	1	Direct	OIC has verbally indicated that this review has been withdrawn, but has not provided written advice despite several requests	
	1	Direct	OIC did not accept external review application on the following grounds: (a) was made outside the relevant statutory timeframe; (b) does not raise issues of sufficient merit to justify granting an extension of time under section 88(1)(d) of the RTI Act.	
	7	Direct	Withdrawn - informal resolution	s90(4)(a)
	1	Preceding Internal	Upheld	
	1	Preceding Internal	OIC have decided not to review	
	1	Direct	OIC have decided not to review	
	1	Preceding Internal	Review still ongoing, responses to OIC requests have been provided	
post-MoG				
Department of Environment and Heritage Protection	1	Preceding Internal		With OIC
TOTAL	27			

Please note the Department of Environment and Heritage Protection RTI statistics relating to the pre-MoG period are included within the aggregated Department of Environment and Resource Management statistics.

Table 9. Amount of fees and charges received under the RTI Act - section 8(1)(j) RTI Regulation

PORTFOLIO/AGENCY	Fees received	Processing charges received	Access charges received	Total received
— \$ —				
pre-MoG				
Department of Environment and Resource Management	6,626	12,984	0	19,610
post-MoG				
Department of Environment and Heritage Protection	1,326	1,857	0	3,183
Minister for Environment and Heritage Protection	39	0	0	39
TOTAL	7,991	14,841	0	22,832

Please note the Department of Environment and Heritage Protection RTI statistics relating to the pre-MoG period are included within the aggregated Department of Environment and Resource Management statistics.

Table 10. Amount of charges received under the IP Act - section 6(j) IP Regulation

There were no charges received under the IP Act.

APPENDIX 11 – Queensland Health

Table 1. Number of access applications - section 8(1)(a) RTI Regulation and section 6(a) IP Regulation

PORTFOLIO/AGENCY	Application type	On hand 1 July 2011 b/fwd	Received	Transferred	Withdrawn	Total	Finalised 30 June 2012	On hand 30 June 2012 c/fwd	Internal reviews received from finalised applications	
									no.	%
Office of the Minister for Health	Access-RTI	0	3	0	2	1	1	0	0	0.0
Office of the Minister for Health Total		0	3	0	2	1	1	0	0	0.0
Queensland Health										
Corporate Office and Statewide Services	Access-RTI	4	129	1	28	104	99	5	3	3.0
Cairns Facilities	Access-RTI	2	17	0	3	16	13	3	0	0.0
Innisfail Facilities	Access-RTI	0	5	0	1	4	4	0	0	0.0
Tablelands Facilities	Access-RTI	1	4	0	0	5	5	0	0	0.0
Gladstone Facilities	Access-RTI	0	5	0	0	5	5	0	0	0.0
Central Highlands Facilities	Access-RTI	0	2	0	0	2	2	0	0	0.0
Rockhampton Facilities	Access-RTI	4	18	1	4	17	8	9	0	0.0
Central West Health Service District	Access-RTI	0	3	0	0	3	3	0	0	0.0
Children's Health Services Royal Children's Hospital	Access-RTI	1	40	0	0	41	39	2	0	0.0
South Burnett Facilities	Access-RTI	1	6	0	0	7	7	0	0	0.0
Darling Downs and Toowoomba Facilities	Access-RTI	6	42	0	0	48	40	8	1	2.5
Gold Coast Health Service District	Access-RTI	23	80	0	7	96	82	14	1	1.2
Mackay Health Service District	Access-RTI	5	16	1	1	19	19	0	0	0.0
Bayside Facilities	Access-RTI	1	24	0	6	19	19	0	0	0.0
Logan-Beaudesert Facilities	Access-RTI	0	26	1	0	25	24	1	0	0.0
QEI Hospital Facilities	Access-RTI	0	9	0	5	4	4	0	0	0.0
Princess Alexandra Facilities	Access-RTI	8	189	0	14	183	139	44	1	0.7
The Prince Charles Hospital Facilities	Access-RTI	6	93	0	8	91	86	5	3	3.5
Redcliffe-Caboolture Facilities	Access-RTI	14	80	3	5	86	78	8	0	0.0
Royal Brisbane and Women's Hospital Facilities	Access-RTI	34	244	2	5	271	245	26	1	0.4
Mount Isa Health Service District	Access-RTI	1	1	0	0	2	2	0	0	0.0
South West Health Service District	Access-RTI	0	2	0	0	2	2	0	0	0.0
Sunshine Coast Health Service District	Access-RTI	7	134	0	10	131	118	13	0	0.0
Torres Strait and Northern Peninsula Area Health Service District	Access-RTI	0	2	0	0	2	2	0	0	0.0
Townsville Health Service District	Access-RTI	0	42	0	1	41	40	1	0	0.0
West Moreton Health Service District	Access-RTI	2	58	1	6	53	51	2	0	0.0
Bundaberg, North Burnett and Wide Bay Facilities	Access-RTI	0	15	0	1	14	14	0	0	0.0
Fraser Coast Facilities	Access-RTI	2	22	2	0	22	16	6	0	0.0
Queensland Health Total		122	1,308	12	105	1,313	1,166	147	10	0.9
Health Quality and Complaints Commission	Access-RTI	2	22	0	2	22	21	1	3	14.3
Total RTI Applications		124	1,333	12	109	1,336	1,188	148	13	1.1
Queensland Health										
Corporate Office and Statewide Services	Access-IP	45	205	2	6	242	228	14	0	0.0
Cairns Facilities	Access-IP	13	80	0	8	85	62	23	0	0.0
Innisfail Facilities	Access-IP	0	3	0	0	3	3	0	0	0.0
Tablelands Facilities	Access-IP	0	2	0	0	2	2	0	0	0.0
Cape York District	Access-IP	0	1	0	0	1	1	0	0	0.0
Gladstone Facilities	Access-IP	0	32	0	0	32	32	0	0	0.0
Central Highlands Facilities	Access-IP	0	8	0	0	8	8	0	0	0.0
Rockhampton Facilities	Access-IP	17	44	10	12	39	18	21	0	0.0
Central West Health Service District	Access-IP	0	4	0	0	4	3	1	0	0.0

PORTFOLIO/AGENCY	Application type	On hand 1 July 2011 b/fwd	Received	Transferred	Withdrawn	Total	Finalised 30 June 2012	On hand 30 June 2012 c/fwd	Internal reviews received from finalised applications	
					— no. —				no.	%
Children's Health Services Royal Children's Hospital	Access-IP	24	206	1	6	223	210	13	0	0.0
South Burnett Facilities	Access-IP	0	6	0	0	6	6	0	0	0.0
Darling Downs and Toowoomba Facilities	Access-IP	10	130	0	1	139	131	8	0	0.0
Gold Coast Health Service District	Access-IP	56	191	0	23	224	193	31	1	0.5
Mackay Health Service District	Access-IP	7	19	0	0	26	26	0	0	0.0
Bayside Facilities	Access-IP	2	19	0	2	19	19	0	0	0.0
Logan-Beaudesert Facilities	Access-IP	5	60	2	0	63	60	3	0	0.0
QEll Hospital Facilities	Access-IP	0	10	0	3	7	7	0	0	0.0
Princess Alexandra Facilities	Access-IP	29	350	0	17	362	299	63	1	0.3
The Prince Charles Hospital Facilities	Access-IP	0	121	0	1	120	119	1	0	0.0
Redcliffe-Caboolture Facilities	Access-IP	17	198	4	4	207	202	5	0	0.0
Royal Brisbane and Women's Hospital Facilities	Access-IP	32	316	0	33	315	265	50	0	0.0
Mount Isa Health Service District	Access-IP	0	29	0	0	29	29	0	0	0.0
Sunshine Coast Health Service District	Access-IP	29	170	0	12	187	175	12	2	1.1
Torres Strait and Northern Peninsula Area Health Service District	Access-IP	1	30	0	0	31	31	0	0	0.0
Townsville Health Service District	Access-IP	0	112	0	0	112	108	4	0	0.0
West Moreton Health Service District	Access-IP	9	120	3	4	122	117	5	0	0.0
Bundaberg, North Burnett and Wide Bay Facilities	Access-IP	7	114	0	3	118	94	24	0	0.0
Fraser Coast Facilities	Access-IP	4	66	0	0	70	62	8	0	0.0
Queensland Health Total		307	2,646	22	135	2,796	2,510	286	4	0.2
Health Quality and Complaints Commission	Access-IP	2	78	0	1	79	78	1	0	0.0
Total IP Applications		309	2,724	22	136	2,875	2,588	287	4	0.2
Queensland Health										
Rockhampton Facilities	Amend-IP	0	1	0	0	1	0	1	0	N/A
Gold Coast Health Service District	Amend-IP	1	0	0	1	0	0	0	0	N/A
Princess Alexandra Facilities	Amend-IP	0	1	0	1	0	0	0	0	N/A
Sunshine Coast Health Service District	Amend-IP	0	7	0	0	7	7	0	0	0.0
Townsville Health Service District	Amend-IP	0	3	0	0	3	3	0	0	0.0
Fraser Coast Facilities	Amend-IP	0	1	0	0	1	1	0	0	0.0
Queensland Health Total		1	13	0	2	12	11	1	0	0.0
Total Amendment Applications		1	13	0	2	12	11	1	0	0.0
TOTAL APPLICATIONS		434	4,070	34	247	4,223	3,787	436	17	0.4

Notes:

Percentages do not sum down the column, but reflect percentage totals across the row.

Previous year carry forward figures for Gold Coast Health Service District and Rockhampton Health Service District were assessed as being inaccurate in the 10-11 period. This was due to changes in reporting methods and human error. These have been rectified on the current report. The actual figures listed here are correct.

Table 2. Number of refusals to deal - section 8(1)(b) RTI Regulation and section 6(b) IP Regulation

PORTFOLIO/AGENCY	Provision invoked	No. of times
Queensland Health		
Corporate Office and Statewide Services	Section 62 IP	1
Central Highlands Facilities	Section 43 RTI	1
Princess Alexandra Facilities	Section 62 IP	1
Queensland Health Total		3
Health Quality and Complaints Commission	Section 62 IP	1
	Section 43 RTI	1
TOTAL		5

Table 3. Number of refusals of access - section 8(1)(c) RTI Regulation and section 6(c) IP Regulation

PORTFOLIO/AGENCY	Applic. type RTI / IP	Pages considered	Access in full — no. —	Access in part	Access refused	Pages released in full or part	Provisions invoked	no. of times
Queensland Health								
Corporate Office and Statewide Services	RTI	24,687	18,107	1,082	5,498	77.7	s47(3)(b)	1,053
							s47(3)(f)	99
							s47(3)(a) - sch3(2)(1) (a)	40
							s47(3)(a) - sch3(2)(1) (b)	322
							s47(3)(a) - sch3(7)	2,975
							s47(3)(a) - sch3(6)(c)(i)	125
							s47(3)(a) - sch3(10)(1) (a)	697
							s47(3)(a) - sch3(12)(1)	1,156
Cairns Facilities	RTI	2,814	928	79	1,807	35.8	s47(3)(b)	1,886
Innisfail Facilities	RTI	7	7	0	0	100.0	s47(3)(b)	7
							s47(3)(e)	1
Tablelands Facilities	RTI	315	311	1	3	99.0	s47(3)(b)	4
Gladstone Facilities	RTI	47	47	0	0	100.0		
Central Highlands Facilities	RTI	27	27	0	0	100.0		
Rockhampton Facilities	RTI	506	506	0	0	100.0	s47(3)(e)	1
Central West Health Service District	RTI	25	22	0	3	88.0	s47(3)(b)	3
Children's Health Services Royal Children's Hospital	RTI	5,690	5,210	405	75	98.7	s47(3)(a) - sch3(12)(1)	9
							s47(3)(b)	471
South Burnett Facilities	RTI	259	213	0	46	82.2	s47(3)(b)	46
							s47(3)(a) - sch3(10)(1) (i)	23
Darling Downs and Toowoomba Facilities	RTI	5,702	5,138	41	523	90.8	s47(3)(b)	541
							s47(3)(a) - sch3(8)(1)	4
Gold Coast Health Service District	RTI	11,571	11,009	22	540	95.3	s47(3)(a) - sch3(10)(1) (i)	9
							s47(3)(b)	320

PORTFOLIO/AGENCY	Applic. type RTI / IP	Pages considered	Access in full	Access in part	Access refused	Pages released in full or part	Provisions	no. of times
			— no. —			%	invoked	
							s47(3)(e)	98
							s73	133
Mackay Health Service District	RTI	4,244	561	0	3,683	13.2	s47(3)(b)	3,683
The Prince Charles Hospital Facilities	RTI	14,553	13,453	403	697	95.2	s47(3)(a) - sch3(12)(1)	3
							s47(3)(b)	1,116
							s73	91
							s47(3)(e)	1
Redcliffe-Caboolture Facilities	RTI	12,845	9,965	32	2,848	77.8	s47(3)(b)	32
							s47(3)(a) - sch4(4)(6) (1)	32
							s47(3)(a) - sch3(12)(1)	2
Royal Brisbane and Women's Hospital Facilities	RTI	46,631	40,619	476	5,536	88.1	s47(3)(a) - sch3(12)(1)	11
							s47(3)(b)	3,172
							s47(3)(c)	99
							s47(3)(e)	29
							s73	1,401
Bayside Facilities	RTI	1,682	1,636	9	37	97.8	s47(3)(a) - sch3(8)(1)	46
							s47(3)(a) - sch3(10)(i)	36
Logan-Beaudesert Facilities	RTI	3,870	3,847	21	2	99.9	s47(3)(b)	23
QEI Hospital Facilities	RTI	133	108	6	19	85.7	s47(3)(b)	25
Princess Alexandra Facilities	RTI	49,297	42,089	539	6,669	86.5	s47(3)(b)	7,208
Mount Isa Health Service District	RTI	1,808	1,203	123	482	73.3	s47(3)(b)	605
South West Health Service District	RTI	49	49	0	0	100.0		
Sunshine Coast Health Service District	RTI	41,168	35,315	3,577	2,276	94.5	s47(3)(a) - sch3(8)(1)	38
							s47(3)(a) - sch3(10)(i)	196
							s47(3)(a) - sch3(12)(1)	54
							s47(3)(a) - sch3(10)(4)	872
							s47(3)(b)	4,688
							s52(1)(a)	1
							s73	24
Townsville Health Service District	RTI	771	22	1	748	3.0	s47(3)(b)	749
Torres Strait and Northern Peninsula Area Health Service District	RTI	37	37	0	0	100.0		
West Moreton Health Service District	RTI	5,081	3,362	931	788	84.5	s47(3)(a) - sch3(10)(1) (a)	336
							s47(3)(a) - sch3(10)(1) (b)	6
							s47(3)(a) - sch3(10)(1) (i)	6
							s47(3)(a) - sch3(12)(1)	94
							s47(3)(a) - sch3(7)	150
							s47(3)(b)	1,163
Bundaberg, North Burnett and Wide Bay Facilities	RTI	688	651	2	35	94.9	s47(3)(b)	2
							s47(3)(e)	35
Fraser Coast Facilities	RTI	2,438	1,952	48	438	82.0	s47(3)(a) - sch3(12)(1)	6
							s47(3)(b)	484

PORTFOLIO/AGENCY	Applic. type RTI / IP	Pages considered	Access in full	Access in part	Access refused	Pages released in full or part	Provisions	no. of times
			— no. —			%	invoked	
							s47(3)(e)	3
Queensland Health Total		236,945	196,394	7,798	32,753	86.2		
Health Quality and Complaints Commission	RTI	5,819	3,785	40	1,994	65.7	s47(3)(b)	475
							s47(3)(a) - sch3(10)(1) (a)	1,558
							s53(d)	1
							s47(3)(e)	1
Total RTI		242,764	200,179	7,838	34,747	85.7		
Queensland Health								
Corporate Office and Statewide Services	IP	28,618	24,859	1,073	2,686	90.6	s47(3)(a), sch3(7)	113
							s47(3)(a), sch3(10)(1) (i)	2
							s47(3)(a), sch3(12)(1)	50
							s47(3)(b)	1,122
							s47(3)(d)	2,431
							s47(3)(f)	41
Cairns Facilities	IP	7,662	6,098	705	859	88.8	s47(3)(a) (10)(i)	8
							s47(3)(a) (12)(1)	39
							s47(3)(b)	701
							s47(3)(c)	7
							s47(3)(d)	845
							s47(3)(e)	4
Innisfail Facilities	IP	240	90	9	141	41.3	s47(3)(b)	150
Tablelands Facilities	IP	84	84	0	0	100.0		
Cape York District	IP	28	28	0	0	100.0		
Gladstone Facilities	IP	1,100	1,100	0	0	100.0		
Central Highlands Facilities	IP	432	432	0	0	100.0		
Rockhampton Facilities	IP	1,134	1,123	10	1	99.9	s47(3)(a) - sch3(8)(1)	12
Central West Health Service District	IP	77	68	9	0	100.0	s47(3)(b)	9
Children's Health Services Royal Children's Hospital	IP	37,773	34,218	1,077	2,478	93.4	s47(3)(a) - sch3(12)(1)	169
							s47(3)(b)	2,908
							s47(3)(c)	467
							s47(3)(e)	11
South Burnett Facilities	IP	411	381	30	0	100.0	s47(3)(b)	20
							s88	10
Darling Downs and Toowoomba Facilities	IP	22,445	20,995	432	1,018	95.5	s47(3)(a) - sch3(10)(1) (i)	224
							s47(3)(a) - sch3(12)(1)	9
							s47(3)(a) - sch3(8)(1)	53
							s47(3)(b)	277
							s47(3)(c)	887
Gold Coast Health Service District	IP	32,349	31,968	266	115	99.6	s47(3)(a) - sch3(8)(1)	164
							s47(3)(a) - sch3(10)(1) (i)	4
							s47(3)(b)	214
Mackay Health Service District	IP	2,394	2,389	5	0	100.0	s88	5

PORTFOLIO/AGENCY	Applic. type RTI / IP	Pages considered	Access in full	Access in part	Access refused	Pages released in full or part	Provisions	no. of times
			— no. —			%	invoked	
The Prince Charles Hospital Facilities	IP	15,317	14,927	342	48	99.7	s47(3)(a) - sch3(10)(1) (b)	28
							s47(3)(a) - sch3(10)(1) (i)	2
							s47(3)(a) - sch3(12)(1)	64
							s47(3)(b)	299
							s47(3)(e)	12
Redcliffe-Caboolture Facilities	IP	35,037	33,704	541	792	97.7	s47(3)(b)	8
							s47(3)(a) - sch4(4)(8) (1)	506
							s47(3)(a) - sch3(10)(1) (i)	72
							s47(3)(a) - sch3(10)(1) (c)	3
							s47(3)(a) - sch3(10)(1) (d)	34
							s47(3)(a) - sch3(10)(1) (f)	2
							s47(3)(a) - sch3(7)	3
							s47(3)(a) - sch3(8)(1)	65
							s47(3)(a) - sch3(12)(1)	347
Royal Brisbane and Women's Hospital Facilities	IP	66,826	62,774	1,033	3,019	95.5	s47(3)(a) - sch3(10)(i)	22
							s47(3)(a) - sch3(12)	109
							s47(3)(b)	1,554
							s47(3)(c)	381
							s47(3)(d)	3,412
							s73	65
Bayside Facilities	IP	2,813	2,811	2	0	100.0	s47(3)(a) - sch3(8)(1)	4
Logan-Beautesert Facilities	IP	8,895	8,473	200	222	97.5	s47(3)(d)	129
							s47(3)(a) - sch3(10)(d)	33
							s47(3)(a) - sch3(8)(1)	76
							s47(3)(a) - sch3(10)(i)	116
							s47(3)(b)	109
QEI Hospital Facilities	IP	95	0	95	0	100.0	s47(3)(b)	95
Princess Alexandra Facilities	IP	104,161	102,183	1,899	79	99.9	s47(3)(a) - sch3(8)(1)	249
							s47(3)(a) - sch3(10)(i)	136
							s47(3)(b)	1,648
							s47(3)(c)	3
Mount Isa Health Service District	IP	41	41	0	0	100.0		
Sunshine Coast Health Service District	IP	28,399	25,019	3,030	350	98.8	s47(3)(a) - sch3(8)(1)	22
							s47(3)(a) - sch3(10)(1) (b)	10
							s47(3)(a) - sch3(10)(i)	2

PORTFOLIO/AGENCY	Applic. type RTI / IP	Pages considered	Access in full	Access in part	Access refused	Pages released in full or part	Provisions	no. of times
			— no. —			%	invoked	
							s47(3)(a) - sch3(12)(1)	204
							s47(3)(b)	4,739
							s47(3)(c)	20
							s52(1)(a)	3
							s52(1)(b)	3
							s88	2
							s47(3)(d)	1
Townsville Health Service District	IP	8,241	8,185	30	26	99.7	s47(3)(a) - sch3(10)(1) (b)	23
							s47(3)(b)	33
Torres Strait and Northern Peninsula Area Health Service District	IP	767	767	0	0	100.0		
West Moreton Health Service District	IP	38,494	32,623	5,379	492	98.7	s47(3)(a) - sch3(10)(1) (b)	74
							s47(3)(a) - sch3(10)(1) (c)	3,009
							s47(3)(a) - sch3(10)(1) (d)	787
							s47(3)(a) - sch3(10)(1) (i)	160
							s47(3)(a) - sch3(7)	22
							s47(3)(b)	2,674
							s47(3)(f)	255
Bundaberg, North Burnett and Wide Bay Facilities	IP	16,788	15,977	367	444	97.4	s47(3)(a) - sch3(10)(1) (c)	35
							s47(3)(a) - sch3(10)(1) (d)	61
							s47(3)(a) - sch3(10)(1) (i)	10
							s47(3)(a) - sch3(12)(1)	61
							s47(3)(b)	490
							s47(3)(c)	204
							s47(3)(e)	2
Fraser Coast Facilities	IP	8,915	8,206	237	472	94.7	s47(3)(a) - sch3(10)(i)	33
							s47(3)(a) - sch3(12)(1)	45
							s47(3)(b)	194
							s47(3)(c)	11
							s47(3)(d)	419
							s47(3)(e)	5
							s47(3)(f)	2
Queensland Health Total		469,536	439,523	16,771	13,242	97.2		
Health Quality and Complaints Commission	IP	25,955	23,897	944	1,114	95.7	s47(3)(b)	2,058
Total IP		495,491	463,420	17,715	14,356	97.1		
TOTAL		738,255	663,599	25,553	49,103	93.3		

Table 4. Number of pages included in a disclosure log - section 8(1)(d) RTI Regulation

PORTFOLIO/AGENCY	Published to disclosure log in full	Published to disclosure log in part	Total published to disclosure log from total pages considered	%	Total pages considered
		— no. —			no.
Corporate Office and Statewide Services	13,153	320	13,473	100.0	13,473
TOTAL	13,153	320	13,473	100.0	13,473

Table 5. Number of deemed decisions, and decisions taken to have been made on internal review - section 8(1)(e) RTI Regulation or section 6(d) IP Regulation

PORTFOLIO/AGENCY	Provision invoked	No. of times
Queensland Health		
Corporate Office and Statewide Services	Section 46 RTI	2
Cairns Facilities	Section 46 RTI	1
	Section 66 IP	8
Children's Health Services Royal Children's Hospital	Section 66 IP	5
Darling Downs and Toowoomba Facilities	Section 66 IP	8
	Section 46 RTI	2
Gold Coast Health Service District	Section 46 RTI	6
	Section 66 IP	10
Princess Alexandra Facilities	Section 46 RTI	1
Sunshine Coast Health Service District	Section 46 RTI	5
	Section 66 IP	3
Fraser Coast Facilities	Section 66 IP	1
Queensland Health Total		52
TOTAL		52

Table 6. Number of refusals of amendment - section 6(e) IP Regulation

PORTFOLIO/AGENCY	Provision invoked	No. of times
Queensland Health		
Logan-Beautesert Facilities	s72(1)(a)(i)	1
Townsville Health Service District	s72(1)(a)(iii)	1
Fraser Coast Facilities	s72(1)(a)(i)	5
Royal Brisbane and Women's Hospital Facilities	s72(1)(a)(i)	1
Queensland Health Total		8
TOTAL		8

Table 7. Number of internal review applications - section 8(1)(f) RTI Regulation or section 6(f) IP Regulation

PORTFOLIO/AGENCY	No. of internal reviews received	Internal review decision (i.e. upheld on review or varied on review)	If decision varied, how?	Exemption
Queensland Health				
Corporate Office and Statewide Services	1	Decision upheld on review		s47(3)(b), sch4(3)(19), s47(3)(a), sch3(6)(c)(i), sch3(7)
	2	Decision upheld on review		Sufficiency of search
Darling Downs and Toowoomba Facilities	1	Varied on review	Additional pages released	s47(3)(b), sch4(3)(5) s66 IP. Deemed decision, s47(3)(a) - sch3(10)(1)(i)
Gold Coast Health Service District	2	Decision upheld on review		
The Prince Charles Hospital Facilities	1	Varied on review	Withdrawn	
	2	Decision upheld on review		s47(3)(b), sch4(3)(5)
Royal Brisbane and Women's Hospital Facilities	1	Varied on review	3 additional pages released, however decision upheld on remainder of documents	
Princess Alexandra Facilities	1	Varied on review	Revised scope, additional public interest, disclosed in part	s47(3)(b), sch4(3)(3) s47(3)(a), sch3(8)(1), sch3(10)(1)(i), s47(3)(b), sch4(3)(3)
Sunshine Coast Health Service District	1	Decision upheld on review		
	1	Varied on review	Disclosed in part	s47(3)(a), sch3(8)(1)
	1	Decision upheld on review		s47(3)(d)
Queensland Health Total	14			
Health Quality and Complaints Commission	1	Decision upheld on review		s47(3)(b)
	1	Decision upheld on review		s43
	1	Decision upheld on review		s53(d) - publicly available and s47(3)(e) - documents do not exist
TOTAL	17			

Table 8. Number of external review applications - section 8(1)(g) RTI Regulation or section 6(g) IP Regulation

PORTFOLIO/AGENCY	No. of external reviews	Type of review	Decision	Act provision
Queensland Health				
Corporate Office and Statewide Services	1	Direct	Varied	s47(3)(b)
	3	Direct	Upheld	s47(3)(e)
	1	Direct	Upheld	s53(5)
Cairns Facilities	1	Direct	Withdrawn	More time granted - s106
Innisfail Facilities	1	Direct	Upheld	s47(3)(b)
Gold Coast Health Service District	1	Direct	Withdrawn	Withdrawn
The Prince Charles Hospital Facilities	1	Preceding Internal	Upheld	s73 RTI Act
	1	Preceding Internal	Upheld	s47(3)(b)
	1	Direct	Upheld	s47(3)(b)
	1	Direct	Upheld	Sufficiency of Search
Redcliffe-Caboolture Facilities	1	Direct	Varied	s47(3)(b), sch3(10)(1)(i)
Royal Brisbane and Women's Hospital Facilities	1	Direct	Withdrawn	s47(3)(e) - resolved - Withdrawn by applicant
	1	Direct	Informally resolved	Resolved Informally
	1	Preceding Internal	Upheld	s47(3)(b)
	1	Direct	Informally resolved	s47(3)(b) - resolved
Logan-Beautesert Facilities	1	Direct	Informally resolved	Resolved Informally
Princess Alexandra Facilities	1	Direct	Informally resolved	OIC resolved informally
	1	Preceding Internal	Upheld	s47(3)(a), sch3(8)(1), sch3(10)(1)(i), s47(3)(b)
Sunshine Coast Health Service District	2	Direct	Withdrawn	s47(3)(d) -Withdrawn. PV given to applicant and they did not proceed
	1	Direct	Withdrawn	More time granted - s106
Townsville Health Service District	1	Direct	Upheld	s47(3)(a)
	1	Direct	Upheld	s47(3)(d)
West Moreton Health Service District	2	Direct	Upheld	s47(3)(a), sch3(10)(1)(b), sch3(10)(1)(c), sch3(10)(1)(i)
Queensland Health Total	27			
Health Quality and Complaints Commission	2	Preceding Internal	Varied	s47(3)(a) - sch8
TOTAL	29			

Table 9. Amount of fees and charges received under the RTI Act - section 8(1)(j) RTI Regulation

PORTFOLIO/AGENCY	Fees received	Processing charges received	Access charges received	Total received
— \$ —				
Queensland Health				
Corporate Office and Statewide Services	5,031	28,609	174	33,814
Cairns Facilities	546	0	0	546
Innisfail Facilities	117	0	0	117
Tablelands Facilities	156	78	60	294
Gladstone Facilities	78	0	0	78
Central Highlands Facilities	156	0	0	156
Rockhampton Facilities	702	0	0	702
Central West Health Service District	39	0	0	39
Children's Health Services Royal Children's Hospital	1,287	0	0	1,287
South Burnett Facilities	230	0	0	230
Darling Downs and Toowoomba Facilities	1,285	220	572	2,077
Gold Coast Health Service District	2,067	0	0	2,067
Mackay Health Service District	624	0	0	624
The Prince Charles Hospital Facilities	2,496	0	0	2,496
Redcliffe-Caboolture Facilities	3,340	0	0	3,340
Royal Brisbane and Women's Hospital Facilities	10,608	1,060	0	11,668
Bayside Facilities	663	0	0	663
Logan-Beaudesert Facilities	585	0	0	585
QEI Hospital Facilities	156	0	0	156
Princess Alexandra Facilities	5,685	0	250	5,935
Mount Isa Health Service District	1,117	0	0	1,117
South West Health Service District	78	0	0	78
Sunshine Coast Health Service District	4,594	4,368	0	8,962
Torres Strait and Northern Peninsula Area Health Service District	77	0	0	77
Townsville Health Service District	1,326	0	0	1,326
West Moreton Health Service District	1,091	0	300	1,391
Bundaberg, North Burnett and Wide Bay Facilities	585	0	0	585
Fraser Coast Facilities	858	0	0	858
Queensland Health Total	45,576	34,335	1,355	81,267
Health Quality and Complaints Commission	663	0	0	663
TOTAL	46,239	34,335	1,355	81,930

Note: Totals may not add due to rounding. Figures are rounded to nearest \$1. Totals are based on pre-rounded figures.

Table 10. Amount of charges received under the IP Act - section 6(j) IP Regulation

PORTFOLIO/AGENCY	Access charges
\$	
Queensland Health	
Corporate Office and Statewide Services	162
QEI Hospital Facilities	19
Princess Alexandra Facilities	716
Torres Strait and Northern Peninsula Area Health Service District	77
Queensland Health Total	974
TOTAL	974

APPENDIX 12 – Housing and Public Works

Table 1. Number of access applications - section 8(1)(a) RTI Regulation and section 6(a) IP Regulation

PORTFOLIO/AGENCY	Application type	On hand 1 July 2011 b/fwd	Received	Transferred	Withdrawn	Total	Finalised 30 June 2012	On hand 30 June 2012 c/fwd	Internal reviews received from finalised applications	
		— no. —							no.	%
Housing and Public Works	Access-RTI	10	37	0	12	35	26	9	1	3.8
Minister for Housing and Public Works	Access-RTI	0	2	0	0	2	1	1	1	100.0
Board of Professional Engineers	Access-RTI	0	2	0	0	2	2	0	0	0.0
BSA*	Access-RTI	16	96	0	3	109	84	25	6	7.1
Total RTI Applications		26	137	0	15	148	113	35	8	7.1
Housing and Public Works	Access-IP	1	10	1	0	10	9	1	0	0.0
BSA*	Access-IP	5	51	0	3	53	45	8	1	2.2
Residential Tenancies Authority	Access-IP	1	10	0	2	9	8	1	2	25.0
Total IP Applications		7	71	1	5	72	62	10	3	4.8
Housing and Public Works	Amend-IP	0	1	0	0	1	0	1	0	N/A
Total Amendment Applications		0	1	0	0	1	0	1	0	N/A
TOTAL APPLICATIONS		33	209	1	20	221	175	46	11	6.3

Note: Percentages do not sum down the column, but reflect percentage totals across the row.

* An error has been identified in the RTI and IP Annual Report 2010-11 which states - 'on hand 30 June 2011 c/fwd' figure of 15 for RTI access applications. This should have reflected 16. In addition, 'on hand 30 June 2011 c/fwd' figure of 3 for IP access applications. This should have reflected 5.

Table 2. Number of refusals to deal - section 8(1)(b) RTI Regulation and section 6(b) IP Regulation

PORTFOLIO/AGENCY	Provision invoked	No. of times
Residential Tenancies Authority	Section 62 IP	34
TOTAL		34

Table 3. Number of refusals of access - section 8(1)(c) RTI Regulation and section 6(c) IP Regulation

PORTFOLIO/AGENCY	Applic. type RTI / IP	Pages considered	Access in full	Access in part	Access refused	Pages released in full or part	Provisions	
			— no. —			%	invoked	no. of times
Housing and Public Works	RTI	5,868	3,334	972	1,562	73.4	s52(1)(a)	3
							s53(d)	1
							s49-sch4	1,027
							sch3(2)(1)(a)	1
							sch3(7)	667
							sch3(10)(1)(h)	101
							sch3(12)	739
Minister for Housing and Public Works	RTI	0	0	0	0	N/A	s52(1)	1
Board of Professional Engineers	RTI	10	10	0	0	100.0		
BSA	RTI	34,295	27,417	2,339	4,539	86.8	sch3(7)	2,318

PORTFOLIO/AGENCY	Applic. type RTI / IP	Pages considered	Access in full	Access in part	Access refused	Pages released in full or part	Provisions	no. of times
			— no. —			%	invoked	
							sch3(8)(1)	33
							sch3(10)(b)	475
							sch3(10)(1)(f)	1,037
							s49-sch4	2,954
							s52	3
							s53(a)	83
Total RTI		40,173	30,761	3,311	6,101	84.8		
Housing and Public Works	IP	1,931	1,126	275	530	72.6	s56(3)(d)	101
							s49-sch4	140
							sch3(10)(1)(i)	2
							sch3(10)(4)	2
							sch3(12)	342
BSA	IP	17,471	16,302	463	706	96.0	s3(7)	602
							s3(8)(1)	1
							s3(10)(1)(a)	44
							s3(10)(1)(b)	31
							s3(10)(1)(f)	18
							s49-sch4	473
							s52	1
							s53(a)	4
Residential Tenancies Authority	IP	569	13	0	556	2.3	s49-sch4	556
Total IP		19,971	17,441	738	1,792	91.0		
TOTAL		60,144	48,202	4,049	7,893	86.9		

Table 4. Number of pages included in a disclosure log - section 8(1)(d) RTI Regulation

PORTFOLIO/AGENCY	Published to disclosure log in full	Published to disclosure log in part	Total published to disclosure log from total pages considered	%	Total pages considered
		— no. —			no.
Housing and Public Works	276	18	294	100.0	294
BSA	21	0	21	0.1	29,756
TOTAL	297	18	315	1.0	30,050

Table 5. Number of deemed decisions, and decisions taken to have been made on internal review - section 8(1)(e) RTI Regulation or section 6(d) IP Regulation

There were no deemed decisions or decisions taken to have been made at internal review.

Table 6. Number of refusals of amendment - section 6(e) IP Regulation

There were no refusals to amend documents.

Table 7. Number of internal review applications - section 8(1)(f) RTI Regulation or section 6(f) IP Regulation

PORTFOLIO/AGENCY	No. of internal reviews received	Internal review decision (i.e. upheld on review or varied on review)	If decision varied, how?	Exemption
Housing and Public Works	1	Varied on review	Additional information released	
Minister for Housing and Public Works	1	Decision upheld on review		s52(1)
BSA	1	Varied on review	1 additional folio included	Partial deletion for additional document sch4(3)(3)
	1	Varied on review	5 pages exempted	sch3(10)(1)(b)
	1	Varied on review	1 additional folio included, & less partial deletions	sch4(3)(3)
	1	Varied on review	Pages deleted in entirety under CPI	sch4(3)(9)
	2		Not finalised in financial year	
	1	Varied on review	Additional partial deletions	sch4(3)(6) & sch4(3)(9) on one page
Residential Tenancies Authority	2	Decision upheld on review		
TOTAL	11			

Table 8. Number of external review applications - section 8(1)(g) RTI Regulation or section 6(g) IP Regulation

PORTFOLIO/AGENCY	No. of external reviews	Type of review	Decision	Act provision
Housing and Public Works	1	Direct	Varied	Release additional information
	1	Direct	Upheld	
BSA	3	Preceding Internal		Informal decision
	1	Preceding Internal		Not finalised in financial year
	1	Direct		Not finalised in financial year
Residential Tenancies Authority	1	Direct	Upheld	
TOTAL	8			

Table 9. Amount of fees and charges received under the RTI Act - section 8(1)(j) RTI Regulation

PORTFOLIO/AGENCY	Fees received	Processing charges received	Access charges received	Total received
		— \$ —		
Housing and Public Works	1,520	2,860	0	4,380
Minister for Housing and Public Works	78	0	0	78
Board of Professional Engineers	76	0	0	76
BSA	3,510	1,736	0	5,246
TOTAL	5,184	4,597	0	9,781

Note: Totals may not add due to rounding. Figures are rounded to nearest \$1. Totals are based on pre-rounded figures.

Table 10. Amount of charges received under the IP Act - section 6(j) IP Regulation

There were no charges received under the IP Act.

APPENDIX 13 – Justice and Attorney-General

Table 1. Number of access applications - section 8(1)(a) RTI Regulation and section 6(a) IP Regulation

PORTFOLIO/AGENCY	Application type	On hand 1 July 2011 b/fwd	Received	Transferred	Withdrawn	Total	Finalised 30 June 2012	On hand 30 June 2012 c/fwd	Internal reviews received from finalised applications	
					— no. —				no.	%
Department of Justice and Attorney-General*	Access-RTI	147	1232	5	136	1,238	1233	146	31	2.5
Attorney-General and Minister for Justice	Access-RTI	1	0	0	0	1	1	0	0	0.0
ADCQ	Access-RTI	0	1	0	0	1	1	0	0	0.0
Crime and Misconduct Commission	Access-RTI	0	9	0	3	6	6	0	0	0.0
Electoral Commission of Queensland	Access-RTI	0	4	0	1	3	3	0	0	0.0
Legal Aid Queensland	Access-RTI	0	5	0	0	5	4	1	0	0.0
Legal Services Commission	Access-RTI	2	6	0	1	7	6	1	0	0.0
Office of the Public Trustee	Access-RTI	0	19	0	0	19	17	2	0	0.0
Q-COMP	Access-RTI	0	7	0	1	6	6	0	0	0.0
Queensland Law Society	Access-RTI	0	1	0	0	1	1	0	0	0.0
Queensland Ombudsman	Access-RTI	0	6	0	1	5	4	1	0	0.0
WorkCover Queensland	Access-RTI	2	27	0	7	22	20	2	2	10.0
Total RTI Applications		152	1317	5	150	1314	1302	153	33	2.5
Department of Justice and Attorney-General*	Access-IP	0	79	2	11	66	69	10	2	2.9
Attorney-General and Minister for Justice	Access-IP	0	1	0	0	1	1	0	0	0.0
Crime and Misconduct Commission	Access-IP	2	44	0	5	41	35	6	0	0.0
Legal Aid Queensland	Access-IP	0	22	0	1	21	21	0	0	0.0
Legal Services Commission	Access-IP	0	3	0	1	2	1	1	0	0.0
Office of the Public Trustee	Access-IP	0	6	0	1	5	3	2	0	0.0
Queensland Ombudsman	Access-IP	0	1	0	0	1	1	0	0	0.0
WorkCover Queensland	Access-IP	0	13	0	4	9	7	2	1	14.3
Total IP Applications		2	169	2	23	146	138	21	3	2.2
Department of Justice and Attorney-General	Amend-IP	0	1	0	0	1	1	0	0	0.0
Total Amendment Applications		0	1	0	0	1	1	0	0	0.0
TOTAL APPLICATIONS		154	1,487	7	173	1,461	1,441	174	36	2.5

Note: Percentages do not sum down the column, but reflect percentage totals across the row.

* The "On Hand 30 June 2011 C'Fwd" figure for RTI access applications reported in the 2010/11 RTI and IP Annual Report differs from the "On Hand 1st July 2011 B'Fwd" figure in the 2011/12 RTI and IP Annual Report. This is due to a different reporting method in capturing these figures from the electronic database system. Therefore, the number of "Finalised 30 June 2012" applications and "On Hand 30 June 2012 C'Fwd" applications do not equal the "Total" number of applications.

Table 2. Number of refusals to deal - section 8(1)(b) RTI Regulation and section 6(b) IP Regulation

PORTFOLIO/AGENCY	Provision invoked	No. of times
Department of Justice and Attorney-General	Section 40 RTI	2
	Section 41 RTI	2
	Section 60 IP - Access	1
Crime and Misconduct Commission	Section 40 RTI	1
	Section 59 IP	7
Office of the Public Trustee	Section 41 RTI	1
TOTAL		14

Table 3. Number of refusals of access - section 8(1)(c) RTI Regulation and section 6(c) IP Regulation

PORTFOLIO/AGENCY	Applic. type RTI / IP	Pages considered	Access in full — no. —	Access in part	Access refused	Pages released in full or part	Provisions	no. of times
						%	invoked	
Department of Justice and Attorney-General	RTI	154,416	116,511	13,664	24,241	84.3	sch1	73
							sch2	86
							s24	167
							s47(3)(a)	6,482
							s47(3)(b)	23,658
							s47(3)(e)	242
							s47(3)(f)	10,509
							s55	2
Attorney-General and Minister for Justice	RTI	0	0	0	0	N/A	s52(1)(b)	1
ADCQ	RTI	121	120	1	0	100.0	s48, s49	1
Crime and Misconduct Commission	RTI	911	732	16	494	82.1	sch3(8)	24
							sch3(10)(1)(b)	3
							sch3(10)(4)	456
Electoral Commission of Queensland	RTI	136	19	0	117	14.0	sch3(7)	1
							sch4(3)(22)	1
							sch4(3)(3)	1
Legal Aid Queensland	RTI	7	7	0	0	100.0	s24	3
Legal Services Commission	RTI	2,503	1,972	30	501	80.0	s49	497
							s73, s75	30
							s48 (LPP)	4
Office of the Public Trustee	RTI	6,096	4,656	120	1,320	78.3	s24	4
							s47(3)(a)	6
							s47(3)(b)	1,430
							s47(3)(e)	5
							s47(3)(b), s49, sch4(3), s3	71
Queensland Law Society	RTI	372	197	61	22	69.4	s73	38
							s47(3)(b), sch4(3)(2), s31	67
							s47(3)(b), sch4(2), s8	22
Queensland Ombudsman*	RTI	718	718	0	0	100.0		
WorkCover Queensland	RTI	2,517	783	616	1,118	55.6	s33, s24(2)(a)	1
							s33, s24(2)(b)	1
							s36(2)	1
							s36(3)	1
							s37(b)	8
							s41(a)	1
							s47(3)(b)	1,683
							s47(3)(e), s52(1)(a)	1
							s48(3)	1
							s55(2)(b)	1
Total RTI		167,797	125,715	14,508	27,813	83.6		
Department of Justice and Attorney-General	IP	3,827	3,218	358	251	93.4	sch2	272
							s24	1
							s43	12
							s47(3)(a)	102
							s47(3)(b)	437
							s47(3)(e)	6
							s47(3)(f)	1
Attorney-General and Minister for Justice	IP	11	11	0	0	100.0		

PORTFOLIO/AGENCY	Applic. type RTI / IP	Pages considered	Access in full	Access in part	Access refused	Pages released in full or part	Provisions	no. of times
			— no. —			%	invoked	
Crime and Misconduct Commission	IP	1,924	1,050	231	643	66.6	sch3(6)(c)(i)	172
							sch3(10)(1)(b)	5
							sch3(10)(4)	405
							sch4(6)(1)	15
							s47(3)(d)	28
							s47(3)(e)	3
Legal Aid Queensland	IP	1,271	1,097	40	134	89.5	s43	10
							s47(3)(a)	127
							s47(3)(b)	54
							s47(3)(e)	2
							s47(3)(f)	6
Legal Services Commission	IP	30	30	0	0	100.0		
Office of the Public Trustee	IP	4,222	4,044	30	148	96.5	s43	1
							s47(3)(a)	64
							s47(3)(b)	203
							s47(3)(f)	4
Queensland Ombudsman	IP	104	104	0	0	100.0		
WorkCover Queensland	IP	1,022	516	113	393	61.5	s47(3)(a)	89
							s47(3)(b)	113
Total IP		12,411	10,070	772	1,569	87.4		
TOTAL		180,208	135,785	15,280	29,382	83.8		

*An application was withdrawn as no payment was received.

Table 4. Number of pages included in a disclosure log - section 8(1)(d) RTI Regulation

PORTFOLIO/AGENCY	Published to disclosure log in full	Published to disclosure log in part	Total published to disclosure log from total pages considered	%	Total pages considered
	— no. —			%	no.
Department of Justice and Attorney-General	1,467	47	1,514	75.0	2,020
Crime and Misconduct Commission	31	0	31	100.0	31
Electoral Commission of Queensland	19	0	19	100.0	19
Queensland Ombudsman	41	0	41	100.0	41
WorkCover Queensland	4	342	346	100.0	346
TOTAL	1,562	389	1,951	79.4	2,457

Table 5. Number of deemed decisions, and decisions taken to have been made on internal review - section 8(1)(e) RTI Regulation or section 6(d) IP Regulation

PORTFOLIO/AGENCY	Provision invoked	No. of times
Department of Justice and Attorney-General	Section 46 RTI	2
Crime and Misconduct Commission	Section 46 RTI	1
	Section 66 IP	3
Office of the Public Trustee	Section 46 RTI	1
TOTAL		7

Table 6. Number of refusals of amendment - section 6(e) IP Regulation

There were no refusals to amend documents.

Table 7. Number of internal review applications - section 8(1)(f) RTI Regulation or section 6(f) IP Regulation

PORTFOLIO/AGENCY	No. of internal reviews received	Internal review decision (i.e. upheld on review or varied on review)	If decision varied, how?	Exemption
Department of Justice and Attorney-General	19	Decision upheld on review		
	2	Varied on review	Sufficiency of search Meets validity requirements, RTI Act does not apply	s24(2), sch2(2)
	1	Varied on review	Additional documents identified	s47(3)(a), sch3(7), s47(3)(b), sch4(3)(3), s47(3)(f), s53(a)
	1	Varied on review	Outside scope of the Act	s47(3)(b), sch4(4)(6)(1), sch2(2)
	3	Varied on review	Personal Information Documents are non-existent, access to documents	s49(3)(c), sch4(3), sch4(4)
	1	Varied on review	Sufficiency of search, access to documents	s49, sch4
	2	Varied on review	Documents are non-existent, part access to documents	s47(3)(b), sch4(3)(3)
	1	Varied on review	Sufficiency of search, access of documents	s47(3)(b), sch4(3)(3), s47(3)(b), sch4(4)(6)(1)
	1	Decision upheld on review	Sufficiency of search	
	3	Decision upheld on review		s47(3)
TOTAL	36			

Table 8. Number of external review applications - section 8(1)(g) RTI Regulation or section 6(g) IP Regulation

PORTFOLIO/AGENCY	No. of external reviews	Type of review	Decision	Act provision
Department of Justice and Attorney-General	1	Direct		Informal resolution s90(4)(b)
	4	Preceding Internal		Withdrawn by applicant
	10	Direct		Withdrawn by applicant
	1	Direct	Upheld	
	10	Preceding Internal	Upheld	
	1	Direct		Extension of time refused by OIC
	1	Direct		Overturned
	1	Direct		Withdrawn
	1	Preceding Internal		Extension of time refused by OIC
	1	Direct	Upheld	s94(1)(a)
Crime and Misconduct Commission	4	Direct	Upheld	
WorkCover Queensland	1	Direct	Upheld	s47(3)(b)
	1	Preceding Internal	Varied	s75, s47(3)
TOTAL	37			

Table 9. Amount of fees and charges received under the RTI Act - section 8(1)(j) RTI Regulation

PORTFOLIO/AGENCY	Fees received	Processing charges received	Access charges received	Total received
		— \$ —		
Department of Justice and Attorney-General	42,722	25,275	507	68,504
ADCQ	39	0	0	39
Crime and Misconduct Commission	234	0	0	234
Electoral Commission of Queensland	78	0	0	78
Legal Aid Queensland	78	0	0	78
Legal Services Commission	1,155	230	925	2,309
Office of the Public Trustee	312	0	880	1,192
Q-COMP	38	0	0	38
Queensland Law Society	39	0	73	112
Queensland Ombudsman	234	624	0	858
WorkCover Queensland	741	3,567	188	4,496
TOTAL	45,669	29,696	2,572	77,937

Note: Totals may not add due to rounding. Figures are rounded to nearest \$1. Totals are based on pre-rounded figures.

Table 10. Amount of charges received under the IP Act - section 6(j) IP Regulation

There were no charges received under the IP Act.

APPENDIX 14 – Local Government

Table 1. Number of access applications - section 8(1)(a) RTI Regulation and section 6(a) IP Regulation

PORTFOLIO/AGENCY	Application type	On hand 1 July 2011 b/fwd	Received	Transferred	Withdrawn	Total	Finalised 30 June 2012	On hand 30 June 2012 c/fwd	Internal reviews received from finalised applications	
					— no. —				no.	%
Department of Local Government	Access-RTI	0	2	0	1	1	1	0	0	0.0
Department of Local Government and Planning	Access-RTI	1	16	0	11	6	6	0	0	0.0
Minister for Local Government and Planning (Local Government)	Access-RTI	0	2	0	0	2	2	0	0	0.0
Balonne Shire Council	Access-RTI	0	1	0	0	1	0	1	0	N/A
Banana Shire Council	Access-RTI	1	3	0	0	4	3	1	0	0.0
Brisbane City Council	Access-RTI	31	282	0	26	287	273	14	8	2.9
Bundaberg Regional Council	Access-RTI	2	18	0	0	20	19	1	0	0.0
Burdekin Shire Council	Access-RTI	0	1	0	0	1	1	0	0	0.0
Cairns Regional Council	Access-RTI	3	34	0	4	33	32	1	1	3.1
Cassowary Coast Regional Council	Access-RTI	0	2	0	0	2	2	0	2	100.0
Central Highlands Regional Council	Access-RTI	1	12	0	0	13	13	0	0	0.0
Charters Towers Regional Council	Access-RTI	0	3	0	1	2	2	0	0	0.0
Cloncurry Shire Council	Access-RTI	0	4	0	0	4	4	0	0	0.0
Cook Shire Council	Access-RTI	1	4	0	2	3	2	1	1	50.0
Fraser Coast Regional Council	Access-RTI	0	22	0	1	21	21	0	3	14.3
Gladstone Regional Council	Access-RTI	1	13	0	0	14	14	0	0	0.0
Gold Coast City Council	Access-RTI	20	160	3	0	177	155	22	3	1.9
Gold Coast City Council - Allconnex	Access-RTI	1	4	0	3	2	2	0	0	0.0
Goondiwindi Regional Council	Access-RTI	0	1	0	0	1	1	0	0	0.0
Gympie Regional Council	Access-RTI	1	8	0	1	8	7	1	0	0.0
Hinchinbrook Shire Council	Access-RTI	0	3	0	0	3	3	0	0	0.0
Ipswich City Council	Access-RTI	3	50	0	8	45	38	7	0	0.0
Lockyer Valley Regional Council	Access-RTI	0	21	0	6	15	12	3	0	0.0
Logan City Council	Access-RTI	2	35	0	2	35	30	5	2	6.7
Longreach Regional Council	Access-RTI	0	1	0	0	1	1	0	0	0.0
Mackay Regional Council	Access-RTI	0	29	0	1	28	27	1	1	3.7
Maranoa Regional Council	Access-RTI	0	3	0	3	0	0	0	0	N/A
Moreton Bay Regional Council	Access-RTI	9	103	0	13	99	99	0	2	2.0
Mount Isa City Council	Access-RTI	0	4	0	0	4	4	0	0	0.0
North Burnett Regional Council	Access-RTI	0	1	0	0	1	1	0	1	100.0
Redland City Council	Access-RTI	6	41	0	8	39	34	5	3	8.8
Rockhampton Regional Council	Access-RTI	7	21	0	5	23	22	1	4	18.2
Scenic Rim Regional Council	Access-RTI	0	10	0	2	8	8	0	1	12.5
Somerset Regional Council	Access-RTI	1	4	0	0	5	5	0	1	20.0
South Burnett Regional Council	Access-RTI	0	8	0	0	8	8	0	0	0.0
Southern Downs Regional Council	Access-RTI	0	12	0	1	11	10	1	0	0.0
Sunshine Coast Regional Council	Access-RTI	5	76	0	7	74	64	10	3	4.7
Tablelands Regional Council	Access-RTI	0	9	0	3	6	6	0	0	0.0
Toowoomba Regional Council	Access-RTI	3	29	0	4	28	25	3	3	12.0
Townsville City Council	Access-RTI	7	45	0	20	32	32	0	2	6.3
Western Downs Regional Council	Access-RTI	0	3	0	1	2	2	0	0	0.0
Whitsunday Regional Council	Access-RTI	1	26	0	4	23	14	9	6	42.9
Total RTI Applications		107	1,126	3	138	1,092	1,005	87	47	4.7
Department of Local Government and Planning	Access-IP	0	2	0	2	0	0	0	0	N/A
Brisbane City Council	Access-IP	7	61	0	0	68	66	2	1	1.5
Bundaberg Regional Council	Access-IP	0	6	0	0	6	6	0	1	16.7
Burdekin Shire Council	Access-IP	0	3	0	0	3	3	0	0	0.0
Cairns Regional Council	Access-IP	0	6	0	0	6	6	0	0	0.0

PORTFOLIO/AGENCY	Application type	On hand 1 July 2011 b/fwd	Received	Transferred	Withdrawn	Total	Finalised 30 June 2012	On hand 30 June 2012 c/fwd	Internal reviews received from finalised applications	
					— no. —				no.	%
Cassowary Coast Regional Council	Access-IP	0	13	0	3	10	9	1	0	0.0
Central Highlands Regional Council	Access-IP	0	2	0	1	1	1	0	0	0.0
Cook Shire Council	Access-IP	0	1	0	0	1	1	0	0	0.0
Fraser Coast Regional Council	Access-IP	0	2	0	0	2	2	0	0	0.0
Gladstone Regional Council	Access-IP	0	1	0	0	1	1	0	0	0.0
Gold Coast City Council	Access-IP	4	35	0	0	39	36	3	1	2.8
Ipswich City Council	Access-IP	0	3	0	1	2	2	0	0	0.0
Isaac Regional Council	Access-IP	1	0	0	1	0	0	0	0	N/A
Lockyer Valley Regional Council	Access-IP	0	1	0	0	1	1	0	0	0.0
Logan City Council	Access-IP	1	52	0	5	48	45	3	0	0.0
Longreach Regional Council	Access-IP	0	1	0	0	1	0	1	0	N/A
Redland City Council	Access-IP	0	11	0	2	9	9	0	0	0.0
Rockhampton Regional Council	Access-IP	6	31	0	7	30	30	0	1	3.3
Sunshine Coast Regional Council	Access-IP	0	5	0	0	5	5	0	0	0.0
Tablelands Regional Council	Access-IP	0	1	0	0	1	1	0	0	0.0
Toowoomba Regional Council	Access-IP	0	4	0	0	4	4	0	0	0.0
Western Downs Regional Council	Access-IP	0	1	0	0	1	1	0	0	0.0
Total IP Applications		19	242	0	22	239	229	10	4	1.7
Toowoomba Regional Council	Amend-IP	0	1	0	0	1	1	0	0	0.0
Total Amendment Applications		0	1	0	0	1	1	0	0	0.0
TOTAL APPLICATIONS		126	1,369	3	160	1,332	1,235	97	51	4.1

Note: Percentages do not sum down the column, but reflect percentage totals across the row.

Table 2. Number of refusals to deal - section 8(1)(b) RTI Regulation and section 6(b) IP Regulation

PORTFOLIO/AGENCY	Provision invoked	No. of times
Cairns Regional Council	Section 41 RTI	1
Cassowary Coast Regional Council	Section 43 RTI	1
Gold Coast City Council	Section 41 RTI	2
Lockyer Valley Regional Council	Section 41 RTI	1
Moreton Bay Regional Council	Section 40 RTI	2
Rockhampton Regional Council	Section 43 RTI	1
Southern Downs Regional Council	Section 41 RTI	4
Toowoomba Regional Council	Section 40 RTI	1
TOTAL		13

Table 3. Number of refusals of access - section 8(1)(c) RTI Regulation and section 6(c) IP Regulation

PORTFOLIO/AGENCY	Applic. type RTI / IP	Pages considered	Access in full — no. —	Access in part	Access refused	Pages released in full or part %	Provisions invoked	no. of times
Department of Local Government	RTI	34	0	2	32	5.9	s73(1)	14
							sch4(3)(6)	2
							sch3(10)(4)	18
Department of Local Government and Planning	RTI	632	320	115	197	68.8	sch4(4)(6)	46
							sch4(4)(2)	1
							sch3(8)(1)	63
							sch3(7)	102
							sch4(4)(6)	63
							sch4(4)(7)	3
							s53(a)	9
							s73(2)	19
Minister for Local Government and Planning (Local Government)	RTI	4	4	0	0	100.0	s52	1
Banana Shire Council	RTI	2,433	205	1,315	913	62.5	s47(3)(b)	913
							s68(4)	1,315
Brisbane City Council	RTI	49,766	38,518	6,414	4,834	90.3	s49-sch4	6,494
							sch3(10)(1)(a)	6
							sch3(10)(1)(b)	1,661
							sch3(4)(a)	202
							sch3(7)	1,463
							sch3(8)(1)	3,173
Bundaberg Regional Council	RTI	9,347	9,270	77	0	100.0	sch3(7)	1
Burdekin Shire Council	RTI	34	0	34	0	100.0		
Cairns Regional Council	RTI	1,804	1,609	163	32	98.2	s49	195
Cassowary Coast Regional Council	RTI	713	668	41	4	99.4	s33	2
							s43(1)	1
							s48	1
							s52	1
							s74	86
Central Highlands Regional Council	RTI	769	681	65	23	97.0	s52	1
							s68(4)(c)	23
							sch4(4)(2)	1
							sch4(3)(2)	58
							sch4(4)(6)	16
Charters Towers Regional Council	RTI	42	15	27	0	100.0	s75	80
Cloncurry Shire Council	RTI	4	3	1	0	100.0		
Cook Shire Council	RTI	97	5	85	7	92.8	s74	4
							s47(3)(b)	92
Fraser Coast Regional Council	RTI	1,501	1,276	215	10	99.3	sch3(10)(1)(a)	1
							sch3(10)(1)(b)	3
							s49-sch4	300
Gladstone Regional Council	RTI	1,325	1,062	120	143	89.2	s49-sch4	147
							sch3(10)(1)(b)	6
							sch3(7)	110
Gold Coast City Council	RTI	23,284	19,370	383	3,531	84.8	sch3(10)(1)(b)	72
							sch3(10)(1)(h)	18
							sch3(10)(4)	129
							sch3(7)	2,983
							sch4	722
							s52	11
Gold Coast City Council - Allconnex	RTI	500	500	0	0	100.0		
Goondiwindi Regional Council	RTI	28	19	9	0	100.0		
Gympie Regional Council	RTI	676	375	225	76	88.8	s36(3)	72

PORTFOLIO/AGENCY	Applic. type RTI / IP	Pages considered	Access in full	Access in part	Access refused	Pages released in full or part	Provisions	no. of times
			— no. —			%	invoked	
							sch4(3)(3)	58
Hinchinbrook Shire Council	RTI	377	347	30	0	100.0	sch4(3)(3)	30
Ipswich City Council	RTI	5,464	3,332	1,683	449	91.8	s53(a)	42
							s53(d)	1
							sch3(7)	32
							sch3(10)(1)(b)	201
							sch3(4)(b)	215
Lockyer Valley Regional Council	RTI	351	261	78	12	96.6	sch3(10)(1)(b)	7
							s52	2
							s49-sch4	12
							sch3(8)(1)	71
Logan City Council	RTI	1,301	1,134	165	2	99.8	sch4(4)(6)	60
							sch(10)(1)(b)	113
							sch3(8)(1)	34
							sch4(3)(3)	4
							sch4(4)(8)	65
							s47(3)(e)	1
							s47(3)(f)	1
Longreach Regional Council	RTI	32	31	1	0	100.0	s47(3)(b)	1
Mackay Regional Council	RTI	6,869	5,507	1,027	335	95.1	s52	6
							s68(4)(c)	259
							s73	8
							sch4(3)(2)	46
							sch4(3)(3)	915
							sch4(3)(8)(1)	18
							sch4(4)(4)	65
							sch4(4)(8)	3
							sch4(3)(17)	28
Moreton Bay Regional Council	RTI	29,173	27,478	1,001	694	97.6	sch3(7)	3
							sch3(8)	1,681
							sch4(4)	11
Mount Isa City Council	RTI	63	60	3	0	100.0	s73(2)	2
							s49	1
North Burnett Regional Council	RTI	1,362	865	112	385	71.7	sch3(7)	185
							sch4(4)(3)	264
							sch4(4)(7)	7
							sch4(3)(22)	41
Redland City Council	RTI	7,213	2,077	165	4,971	31.1	s52	1
							s53(a)	16
							s73	4
							sch3(7)	507
							sch3(8)(1)	5
							sch3(10)	122
							sch3(10)(1)(b)	2
							sch3(10)(1)(f)	6
							sch4	222
Rockhampton Regional Council	RTI	2,040	1,752	104	184	91.0	s49-sch4	115
							s52	2
							s53(a)	160
							sch3(7)	13
Scenic Rim Regional Council	RTI	750	100	367	283	62.3	s47(3)(a)	65
							s47(3)(b)	82
Somerset Regional Council	RTI	358	345	6	7	98.0	s49	6
South Burnett Regional Council	RTI	455	421	33	1	99.8	s47 and s48	25
							sch4(4)(6)	1
Southern Downs Regional Council	RTI	204	180	24	0	100.0	s49	24

PORTFOLIO/AGENCY	Applic. type RTI / IP	Pages considered	Access in full	Access in part	Access refused	Pages released in full or part	Provisions	no. of times
			— no. —			%	invoked	
Sunshine Coast Regional Council	RTI	16,538	12,507	1,086	2,945	82.2	sch3(8)	67
							sch3(10)(1)(b)	8
							sch3(7)	2,664
							sch3(8)(1)	195
							s49-sch4	773
							s47(3)(e)	9
Tablelands Regional Council	RTI	311	302	8	1	99.7	s47(3)(b)	3
Toowoomba Regional Council	RTI	10,217	8,949	222	1,046	89.8	sch3(7)	718
							sch3(10)	8
							sch4(3)(2)	19
							sch4(3)(3)	369
							sch4(3)(8)	26
							sch4(3)(16)	26
							sch4(4)(4)	381
Townsville City Council	RTI	1,026	652	358	16	98.4	s49-sch4	6,244
Western Downs Regional Council	RTI	15	13	0	2	86.7	sch3(10)(1)(b)	2
Whitsunday Regional Council	RTI	4,311	4,247	54	10	99.8	sch3(10)(4)	1
							sch3(10)(6)	1
Total RTI		181,423	144,460	15,818	21,145	88.3		
Department of Local Government and Planning	IP	2,166	201	116	1,849	14.6	s88	369
							sch4(3)(6)	185
							sch4(3)(3)	185
							sch4(3)(2)	16
							sch4(4)(8)	13
							sch4(4)(6)	43
							sch3(10)(1)(f)	21
							sch3(10)(1)(a)	1,118
							sch3(8)(1)	168
							sch3(7)	32
							s52	2
Brisbane City Council	IP	4,094	2,995	1,017	82	98.0	s43(1)	12
							s49-sch4	917
							s51	10
							sch3(10)(1)(b)	823
							sch3(7)	84
							sch3(8)(1)	27
Bundaberg Regional Council	IP	1,129	1,035	23	71	93.7	sch3(3)(2)	3
							sch3(10)(1)(b)	4
							sch4(3)(2)	1
							sch4(3)(3)	3
							sch4(3)(4)	1
							sch4(4)(4)	1
							sch4(4)(5)	1
Burdekin Shire Council	IP	74	0	74	0	100.0		
Cairns Regional Council	IP	760	514	22	224	70.5	s49	246
Cassowary Coast Regional Council	IP	19	19	0	0	100.0		
Cook Shire Council	IP	51	48	3	0	100.0	s47(3)(b)	3
Fraser Coast Regional Council	IP	151	120	31	0	100.0	sch4	5
Gladstone Regional Council	IP	143	143	0	0	100.0		
Gold Coast City Council	IP	1,204	965	186	53	95.6	sch3(10)(1)(b)	38
							sch4	201
							s52	4
Logan City Council	IP	3,162	2,564	443	155	95.1	sch3(10)(1)(b)	343
							sch4(4)(6)	220

PORTFOLIO/AGENCY	Applic. type RTI / IP	Pages considered	Access in full	Access in part	Access refused	Pages released in full or part	Provisions	no. of times
			— no. —			%	invoked	
							sch4(4)(8)	77
							sch3(8)(1)	335
							sch4(3)(3)	54
							sch4(3)(16)	37
							sch3(7)	75
Longreach Regional Council	IP	313	33	46	234	25.2	sch3(10)(1)(b) & (d)	280
Redland City Council	IP	2,436	1,596	357	483	80.2	s52	1
							s53(a)	39
							s53(d)	3
							s73	229
							sch3(7)	118
							sch3(8)(1)	5
							sch3(10)(1)(b)	4
							sch4	359
							sch4(4)(1)(b)	55
Rockhampton Regional Council	IP	875	385	167	323	63.1	s49-sch4	429
							s52	2
							sch3(7)	52
Sunshine Coast Regional Council	IP	154	81	59	14	90.9	sch3(10)(1)(b)	10
Tablelands Regional Council	IP	119	119	0	0	100.0	s47(3)(c)	1
Toowoomba Regional Council	IP	82	77	5	0	100.0	sch4(3)(3)	5
Western Downs Regional Council	IP	65	65	0	0	100.0		
Total IP		16,997	10,960	2,549	3,488	79.5		
TOTAL		198,420	155,420	18,367	24,633	87.6		

Table 4. Number of pages included in a disclosure log - section 8(1)(d) RTI Regulation

PORTFOLIO/AGENCY	Published to disclosure log in full	Published to disclosure log in part	Total published to disclosure log from total pages considered	%	Total pages considered
	— no. —				no.
Department of Local Government and Planning	11	0	11	100.0	11
Minister for Local Government and Planning (Local Government)	4	0	4	100.0	4
Bundaberg Regional Council	9,270	77	9,347	100.0	9,347
Burdekin Shire Council	0	34	34	100.0	34
Cairns Regional Council	1,609	163	1,772	100.0	1,772
Cassowary Coast Regional Council	687	41	728	100.0	728
Charters Towers Regional Council	78	15	93	32.2	289
Cloncurry Shire Council	0	0	0	0.0	4
Gold Coast City Council - Allconnex	0	0	0	0.0	500
Gympie Regional Council	198	235	433	100.0	433
Lockyer Valley Regional Council	673	71	744	100.0	744
Logan City Council	141	14	155	3.5	4,463
Mackay Regional Council	5,040	914	5,954	95.7	6,224
North Burnett Regional Council	987	0	987	72.5	1,362
Redland City Council	1,596	357	1,953	100.0	1,953
Rockhampton Regional Council	1,621	117	1,738	100.0	1,738
Sunshine Coast Regional Council	2,238	135	2,373	17.5	13,593
Tablelands Regional Council	302	8	310	100.0	310
Toowoomba Regional Council	4,882	139	5,021	48.1	10,439
Western Downs Regional Council	13	0	13	100.0	13
Whitsunday Regional Council	4,247	54	4,301	99.8	4,311
TOTAL	33,597	2,374	35,971	61.7	58,272

Table 5. Number of deemed decisions, and decisions taken to have been made on internal review - section 8(1)(e) RTI Regulation or section 6(d) IP Regulation

PORTFOLIO/AGENCY	Provision invoked	No. of times
Brisbane City Council	Section 83(2) RTI	3
Cook Shire Council	Section 97(2) IP	1
Gold Coast City Council	Section 46 RTI	1
	Section 66 IP	1
Lockyer Valley Regional Council	Section 46 RTI	3
Logan City Council	Section 66 IP	1
	Section 83(2) RTI	1
Moreton Bay Regional Council	Section 46 RTI	2
Scenic Rim Regional Council	Section 83(2) RTI	1
Somerset Regional Council	Section 46 RTI	1
TOTAL		15

Table 6. Number of refusals of amendment - section 6(e) IP Regulation

There were no refusals to amend documents.

Table 7. Number of internal review applications - section 8(1)(f) RTI Regulation or section 6(f) IP Regulation

PORTFOLIO/AGENCY	No. of internal reviews received	Internal review decision (i.e. upheld on review or varied on review)	If decision varied, how?	Exemption
Brisbane City Council	5	Decision upheld on review		
	4	Varied on review	Additional documents located and released	sch4(4)(6), sch4, sch3(8)
Bundaberg Regional Council	1	Decision upheld on review		
			Decision maker had refused part access and on review this was overturned and the documentation was released in full.	
Cairns Regional Council	1	Varied on review		
Cassowary Coast Regional Council	1	Decision upheld on review		
	1	Varied on review	Additional documents located and released	sch4(3)(3)
Cook Shire Council	1	Decision upheld on review	Deemed	
Fraser Coast Regional Council	3	Decision upheld on review		
Gold Coast City Council	4	Decision upheld on review		
Logan City Council	2	Decision upheld on review		
Mackay Regional Council	1	Decision upheld on review		
Moreton Bay Regional Council	2	Decision upheld on review		
North Burnett Regional Council	1	Decision upheld on review		
Redland City Council	1	Decision upheld on review		
	2	Varied on review	Additional documents located and released	sch4(3)(3) and sch4(4)(6)
Rockhampton Regional Council	5	Decision upheld on review		

PORTFOLIO/AGENCY	No. of internal reviews received	Internal review decision (i.e. upheld on review or varied on review)	If decision varied, how?	Exemption
Scenic Rim Regional Council	1	Varied on review	3 Docs exempted under s47(3)(a) released	sch3(10)(1)
Somerset Regional Council	1	Decision upheld on review		
Sunshine Coast Regional Council	3	Decision upheld on review		
Toowoomba Regional Council	1	Varied on review	Additional documents located and released	sch4(3)(3)
	2		Ongoing	
Townsville City Council	1	Varied on review	Additional documents located and released	sch4(3)(3)
	1	Decision upheld on review		
Whitsunday Regional Council	5	Varied on review	Withdrawn	
	1	Decision upheld on review		
TOTAL	51			

Table 8. Number of external review applications - section 8(1)(g) RTI Regulation or section 6(g) IP Regulation

PORTFOLIO/AGENCY	No. of external reviews	Type of review	Decision	Act provision
Brisbane City Council	1	Preceding Internal		Informally resolved
	2	Direct	Substituted	
	1	Direct		Withdrawn
	6	Direct		Informally resolved
	1	Direct	Upheld	
Bundaberg Regional Council	5	Direct	Varied	s90(4)(a)
Cook Shire Council	1	Preceding Internal	Varied	
Fraser Coast Regional Council	3	Direct		Ongoing review
Gladstone Regional Council	1	Direct	Substituted	Withdrawn
	1	Direct		Informally resolved
Gold Coast City Council	1	Preceding Internal	Upheld	
	2	Direct	Upheld	
	4	Direct		Ongoing review
Gympie Regional Council	1	Direct	Upheld	
Lockyer Valley Regional Council	1	Direct		Ongoing review
Logan City Council	1	Direct		Ongoing review
Moreton Bay Regional Council	3	Direct		Withdrawn
	2	Direct		Ongoing review
Redland City Council	1	Direct	Varied	s47(3)(e), s52(1)(a)
Rockhampton Regional Council	1	Preceding Internal	Upheld	s47(3)(e), s52(1)(a)
	2	Preceding Internal		Ongoing review
	1	Direct	Substituted	s47(3)(b)
	2	Direct	Upheld	s47(3)(e), s52(1)(a)
Southern Downs Regional Council	1	Direct		s90(4)(a)
Sunshine Coast Regional Council	4	Direct		s90(4)(a)
Toowoomba Regional Council	1	Direct		s90(4)(b)
Townsville City Council	1	Direct	Varied	sch4p3(3)
	1	Preceding Internal	Varied	sch47(3)(b) and s49
Whitsunday Regional Council	3	Direct		
	1	Direct		Withdrawn
TOTAL	56			

Table 9. Amount of fees and charges received under the RTI Act - section 8(1)(j) RTI Regulation

PORTFOLIO/AGENCY	Fees received	Processing charges received	Access charges received	Total received
		— \$ —		
Department of Local Government	76	0	0	76
Department of Local Government and Planning	234	552	0	786
Minister for Local Government and Planning (Local Government)	76	0	0	76
Banana Shire Council	117	0	0	117
Brisbane City Council	10,491	9,028	268	19,787
Bundaberg Regional Council	545	0	0	545
Burdekin Shire Council	39	0	0	39
Cairns Regional Council	1,285	276	27	1,588
Cassowary Coast Regional Council	345	525	0	870
Central Highlands Regional Council	388	218	71	677
Charters Towers Regional Council	38	0	0	38
Cloncurry Shire Council	155	0	0	155
Cook Shire Council	153	336	0	489
Fraser Coast Regional Council	869	0	0	869
Gladstone Regional Council	507	0	212	719
Gold Coast City Council	6,193	9,733	0	15,926
Gold Coast City Council - Allconnex	76	0	0	76
Gympie Regional Council	273	792	0	1,065
Hinchinbrook Shire Council	117	360	75	552
Ipswich City Council	8,360	7,286	107	15,753
Lockyer Valley Regional Council	388	0	31	419
Logan City Council	1,248	268	0	1,516
Longreach Regional Council	39	0	0	39
Mackay Regional Council	1,053	421	0	1,474
Maranoa Regional Council	117	0	0	117
Moreton Bay Regional Council	4,359	278	43	4,681
Mount Isa City Council	156	0	17	173
North Burnett Regional Council	39	288	0	327
Redland City Council	1,443	1,619	0	3,062
Rockhampton Regional Council	819	2,016	0	2,835
Scenic Rim Regional Council	351	0	0	351
Somerset Regional Council	156	0	0	156
South Burnett Regional Council	233	0	0	233
Southern Downs Regional Council	506	0	0	506
Sunshine Coast Regional Council	2,566	9,209	8	11,783
Tablelands Regional Council	195	0	0	195
Toowoomba Regional Council	971	2,280	570	3,821
Townsville City Council	1,209	2,142	191	3,542
Western Downs Regional Council	117	0	0	117
Whitsunday Regional Council	479	69	0	548
TOTAL	46,781	47,696	1,620	96,096

Note: Totals may not add due to rounding. Figures are rounded to nearest \$1. Totals are based on pre-rounded figures.

Table 10. Amount of charges received under the IP Act - section 6(j) IP Regulation

PORTFOLIO/AGENCY	Access charges
	\$
Gladstone Regional Council	27
TOTAL	27

APPENDIX 15 – National Parks, Recreation, Sport and Racing

Table 1. Number of access applications - section 8(1)(a) RTI Regulation and section 6(a) IP Regulation

PORTFOLIO/AGENCY	Application type	On hand 3 April 2012 b/fwd	Received	Transferred	Withdrawn	Total	Finalised 30 June 2012	On hand 30 June 2012 c/fwd	Internal reviews received from finalised applications	
					— no. —				no.	%
Department of National Parks, Recreation, Sport and Racing	Access-RTI	0	7	0	0	7	4	3	0	0.0
Total RTI Applications		0	7	0	0	7	4	3	0	0.0
Department of National Parks, Recreation, Sport and Racing	Access-IP	0	1	0	0	1	0	1	0	N/A
Total IP Applications		0	1	0	0	1	0	1	0	N/A
TOTAL APPLICATIONS		0	8	0	0	8	4	4	0	0.0

Notes:

Percentages do not sum down the column, but reflect percentage totals across the row.

The Department of National Parks, Recreation, Sport and Racing RTI statistics relating to the pre-MoG period are included within the aggregated Department of Employment, Economic Development and Innovation statistics listed under Department of Natural Resources and Mines and Department of Environment and Resource Management statistics listed under Department of Environment and Heritage Protection reports.

Table 2. Number of refusals to deal - section 8(1)(b) RTI Regulation and section 6(b) IP Regulation

There were no refusals to deal.

Table 3. Number of refusals of access - section 8(1)(c) RTI Regulation and section 6(c) IP Regulation

PORTFOLIO/AGENCY	Applic. type RTI / IP	Pages considered	Access in full	Access in part	Access refused	Pages released in full or part	Provisions	
							— no. —	%
Department of National Parks, Recreation, Sport and Racing	RTI	1,850	435	207	1,208	34.7	invoked	no. of times
							s37(3)(d)	85
							s73(3)	88
							sch3(7)	228
							sch3(10)(1)(k)	4
							sch4(3)(3)	176
							sch4(4)(7)(1)(c)	6
Total RTI		1,850	435	207	1,208	34.7		
TOTAL		1,850	435	207	1,208	34.7		

Please note the Department of National Parks, Recreation, Sport and Racing RTI statistics relating to the pre-MoG period are included within the aggregated Department of Employment, Economic Development and Innovation statistics listed under Department of Natural Resources and Mines and Department of Environment and Resource Management statistics listed under Department of Environment and Heritage Protection reports.

Table 4. Number of pages included in a disclosure log - section 8(1)(d) RTI Regulation

There were no pages included in a disclosure log.

Table 5. Number of deemed decisions, and decisions taken to have been made on internal review - section 8(1)(e) RTI Regulation or section 6(d) IP Regulation

There were no deemed decisions or decisions taken to have been made at internal review.

Table 6. Number of refusals of amendment - section 6(e) IP Regulation

There were no refusals to amend documents.

Table 7. Number of internal review applications - section 8(1)(f) RTI Regulation or section 6(f) IP Regulation

There were no internal reviews.

Table 8. Number of external review applications - section 8(1)(g) RTI Regulation or section 6(g) IP Regulation

There were no external reviews.

Table 9. Amount of fees and charges received under the RTI Act - section 8(1)(j) RTI Regulation

PORTFOLIO/AGENCY	Fees received	Processing charges received	Access charges received	Total received
		— \$ —		
Department of National Parks, Recreation, Sport and Racing	272	766	0	1,038
TOTAL	272	766	0	1,038

Please note the Department of National Parks, Recreation, Sport and Racing RTI statistics relating to the pre-MoG period are included within the aggregated Department of Employment, Economic Development and Innovation statistics listed under Department of Natural Resources and Mines and Department of Environment and Resource Management statistics listed under Department of Environment and Heritage Protection reports.

Table 10. Amount of charges received under the IP Act - section 6(j) IP Regulation

There were no charges received under the IP Act.

APPENDIX 16 – Natural Resources and Mines

Table 1. Number of access applications - section 8(1)(a) RTI Regulation and section 6(a) IP Regulation

PORTFOLIO/AGENCY	Application type	On hand b/fwd (a)	Received	Transferred	Withdrawn	Total	Finalised (b)	On hand c/fwd (c)	Internal reviews received from finalised applications	
					— no. —				no.	%
pre-MoG										
Department of Employment, Economic Development & Innovation	Access- RTI	41	153	2	29	163	134	29	17	12.7
Surveyors Board of Queensland	Access- RTI	0	1	0	0	1	1	0	0	0.0
Minister for Finance, Natural Resources and The Arts	Access- RTI	0	2	0	0	2	2	0	1	50.0
post-MoG										
Department of Natural Resources and Mines	Access- RTI	0	55	0	7	48	15	33	2	13.3
Lower Herbert Water Management Authority	Access- RTI	0	1	0	1	0	0	0	0	N/A
Total RTI Applications		41	212	2	37	214	152	62	20	13.2
pre-MoG										
Department of Employment, Economic Development & Innovation	Access- IP	1	3	1	1	2	2	0	0	0.0
post-MoG										
Department of Natural Resources and Mines	Access- IP	0	1	0	0	1	0	1	0	N/A
Total IP Applications		1	4	1	1	3	2	1	0	0.0
TOTAL APPLICATIONS		42	216	3	38	217	154	63	20	13.0

Notes:

Percentages do not sum down the column, but reflect percentage totals across the row.

(a) as on 1st July 2011 for pre-MoG and 3 April 2012 for post-MoG

(b) as on 2 April 2012 for pre-MoG and 30 June 2012 for post-MoG

(c) as on 2 April 2012 for pre-MoG and 30 June 2012 for post-MoG

The Department of Natural Resources and Mines RTI statistics relating to the pre-MoG period are included within the aggregated Department of Employment, Economic Development and Innovation statistics listed under Department of Natural Resources and Mines and Department of Environment and Resource Management statistics listed under Department of Environment and Heritage Protection reports.

Table 2. Number of refusals to deal - section 8(1)(b) RTI Regulation and section 6(b) IP Regulation

PORTFOLIO/AGENCY	Provision invoked	No. of times
pre-MoG		
Department of Employment, Economic Development & Innovation	Section 41 RTI	15
	Section 43 RTI	2
post-MoG		
Department of Natural Resources and Mines	Section 41 RTI	4
TOTAL		21

Please note the Department of Natural Resources and Mines RTI statistics relating to the pre-MoG period are included within the aggregated Department of Employment, Economic Development and Innovation statistics listed under Department of Natural Resources and Mines and Department of Environment and Resource Management statistics listed under Department of Environment and Heritage Protection reports.

Table 3. Number of refusals of access - section 8(1)(c) RTI Regulation and section 6(c) IP Regulation

PORTFOLIO/AGENCY	Applic. type RTI / IP	Pages considered	Access in full	Access in part	Access refused	Pages released in full or part	Provisions	no. of times
— no. —						%	invoked	
pre-MoG								
Department of Employment, Economic Development & Innovation	RTI	23,425	16,164	2,075	5,186	77.9	s41	4
							s43	2
							s52	5
							s33(5)	4
							s53(a)	5
							sch3(1)	90
							sch3(10)(1)(b)	38
							sch3(10)(1)(e)	6
							sch3(10)(3)	107
							sch3(2)	58
							sch3(2)(1)(a)	14
							sch3(2)(1)(b)	1
							sch3(3)	38
							sch3(6)(c)(i)	246
							sch3(7)	1,117
							sch4	2,718
							sch4(4)(6)	55
Surveyors Board of Queensland	RTI	46	36	10	0	100.0		0
Minister for Finance, Natural Resources and The Arts	RTI	84	12	17	55	34.5	s73(3)	2
							sch3(6)	51
							sch3(6)(c)(i)	3
							sch4(3)(3)	11
							sch4(4)(7)(1)(c)	3
post-MoG								
Department of Natural Resources and Mines	RTI	865	369	271	225	74.0	s41	1
							sch3(7)	622
							sch3(8)(1)	6
							sch3(10)(1)(a)	3
							sch4	29
							sch4(4)(6)	42
							sch4(4)(8)	29
							s73(3)	95
							sch3(2)(1)(b)	1
							sch3(3)(1)(b)	1
							sch3(3)(1)(e)	7
							sch4(3)(3)	262
Total RTI		24,420	16,581	2,373	5,466	77.6		
pre-MoG								
Department of Employment, Economic Development & Innovation	IP	7	7	0	0	100.0	s52	1
Total IP		7	7	0	0	100.0		
TOTAL		24,427	16,588	2,373	5,466	77.6		

Please note the Department of Natural Resources and Mines RTI statistics relating to the pre-MoG period are included within the aggregated Department of Employment, Economic Development and Innovation statistics listed under Department of Natural Resources and Mines and Department of Environment and Resource Management statistics listed under Department of Environment and Heritage Protection reports.

Table 4. Number of pages included in a disclosure log - section 8(1)(d) RTI Regulation

PORTFOLIO/AGENCY	Published to disclosure log in full	Published to disclosure log in part	Total published to disclosure log from total pages considered		Total pages considered
	— no. —	— no. —		%	no.
pre-MoG					
Surveyors Board of Queensland	36	10	46	100.0	46
TOTAL	36	10	46	100.0	46

Please note the Department of Natural Resources and Mines RTI statistics relating to the pre-MoG period are included within the aggregated Department of Employment, Economic Development and Innovation statistics listed under Department of Natural Resources and Mines and Department of Environment and Resource Management statistics listed under Department of Environment and Heritage Protection reports.

Table 5. Number of deemed decisions, and decisions taken to have been made on internal review - section 8(1)(e) RTI Regulation or section 6(d) IP Regulation

PORTFOLIO/AGENCY	Provision invoked	No. of times
pre-MoG		
Surveyors Board of Queensland	Section 46 RTI	1
TOTAL		1

Please note the Department of Natural Resources and Mines RTI statistics relating to the pre-MoG period are included within the aggregated Department of Employment, Economic Development and Innovation statistics listed under Department of Natural Resources and Mines and Department of Environment and Resource Management statistics listed under Department of Environment and Heritage Protection reports.

Table 6. Number of refusals of amendment - section 6(e) IP Regulation

There were no refusals to amend documents.

Table 7. Number of internal review applications - section 8(1)(f) RTI Regulation or section 6(f) IP Regulation

PORTFOLIO/AGENCY	No. of internal reviews received	Internal review decision (i.e. upheld on review or varied on review)	If decision varied, how?	Exemption
pre-MoG				
Department of Employment, Economic Development & Innovation	1	Varied on review	Additional information refused	sch4(4)(7) - Business Affairs
	9	Decision upheld on review		
	1	Varied on review	Additional information refused	sch4 - CTPI
	1	Varied on review	Additional information refused	sch4 - Commercially sensitive information
	1	Varied on review	Additional information refused	sch3(7) - Legal Professional Privilege
	1	Varied on review	Additional information refused	
	1	Varied on review	Additional information released / Additional information refused	sch4 - CTPI, sch3(3)(1)(c) - Executive Council, sch3(7) - Legal Professional Privilege

PORTFOLIO/AGENCY	No. of internal reviews received	Internal review decision (i.e. upheld on review or varied on review)	If decision varied, how?	Exemption
	1	Varied on review	Additional information released / Additional information refused	sch3(2) - Cabinet, sch3(7) - Legal Professional Privilege, sch3(10)(1)(e) - Prejudice a fair trial, sch4 - CTPI
	1	Varied on review	Additional documents located	schedule 4 - CTPI, sch3(7) - Legal Professional Privilege
Minister for Finance, Natural Resources and The Arts	1	Decision upheld on review		
post-MoG				
Department of Natural Resources and Mines	1	Varied on review	Additional pages located and released in part	
	1	Varied on review	9 additional pages located and released in full	
TOTAL	20			

Please note the Department of Natural Resources and Mines RTI statistics relating to the pre-MoG period are included within the aggregated Department of Employment, Economic Development and Innovation statistics listed under Department of Natural Resources and Mines and Department of Environment and Resource Management statistics listed under Department of Environment and Heritage Protection reports.

Table 8. Number of external review applications - section 8(1)(g) RTI Regulation or section 6(g) IP Regulation

PORTFOLIO/AGENCY	No. of external reviews	Type of review	Decision	Act provision
pre-MoG				
Department of Employment, Economic Development & Innovation	3	Preceding Internal		With OIC
	1	Direct		With OIC
	1	Direct	Varied	Informal Resolution
	1	Preceding Internal	Upheld	sch3(7), sch3(10)(1)(e)
	1	Preceding Internal	Substituted	Withdrawn
TOTAL	7			

Please note the Department of Natural Resources and Mines RTI statistics relating to the pre-MoG period are included within the aggregated Department of Employment, Economic Development and Innovation statistics listed under Department of Natural Resources and Mines and Department of Environment and Resource Management statistics listed under Department of Environment and Heritage Protection reports.

Table 9. Amount of fees and charges received under the RTI Act - section 8(1)(j) RTI Regulation

PORTFOLIO/AGENCY	Fees received	Processing charges received	Access charges received	Total received
		— \$ —		
pre-MoG				
Department of Employment, Economic Development & Innovation	5,262	22,602	5	27,869
Minister for Finance, Natural Resources and The Arts	78	0	0	78
post-MoG				
Department of Natural Resources and Mines	2,028	3,132	0	5,160
TOTAL	7,368	25,734	5	33,107

Please note the Department of Natural Resources and Mines RTI statistics relating to the pre-MoG period are included within the aggregated Department of Employment, Economic Development and Innovation statistics listed under Department of Natural Resources and Mines and Department of Environment and Resource Management statistics listed under Department of Environment and Heritage Protection reports.

Table 10. Amount of charges received under the IP Act - section 6(j) IP Regulation

There were no charges received under the IP Act.

APPENDIX 17 – Science, Information Technology, Innovation and the Arts

Table 1. Number of access applications - section 8(1)(a) RTI Regulation and section 6(a) IP Regulation

PORTFOLIO/AGENCY	Application type	On hand 1 July 2011 b/fwd	Received	Transferred	Withdrawn	Total	Finalised 30 June 2012	On hand 30 June 2012 c/fwd	Internal reviews received from finalised applications	
					— no. —				no.	%
Science, Information Technology, Innovation and the Arts	Access-RTI	0	2	0	0	2	0	2	0	N/A
Minister for Science, Information Technology, Innovation and the Arts	Access-RTI	0	1	0	0	1	0	1	0	N/A
State Library of Queensland	Access-RTI	0	1	0	0	1	1	0	0	0.0
Total RTI Applications		0	4	0	0	4	1	3	0	0.0
Science, Information Technology, Innovation and the Arts	Access-IP	0	3	0	0	3	1	2	0	0.0
Queensland Performing Arts Trust	Access-IP	1	0	0	0	1	1	0	0	0.0
Total IP Applications		1	3	0	0	4	2	2	0	0.0
TOTAL APPLICATIONS		1	7	0	0	8	3	5	0	0.0

Note: Percentages do not sum down the column, but reflect percentage totals across the row.

Table 2. Number of refusals to deal - section 8(1)(b) RTI Regulation and section 6(b) IP Regulation

There were no refusals to deal.

Table 3. Number of refusals of access - section 8(1)(c) RTI Regulation and section 6(c) IP Regulation

PORTFOLIO/AGENCY	Applic. type RTI / IP	Pages considered	Access in full	Access in part	Access refused	Pages released in full or part	Provisions	
							— no. —	no. of times
Science, Information Technology, Innovation and the Arts	RTI	258	28	11	219	15.1	invoked	
							sch3(2)	27
							sch3(4)	2
							sch3(6)	193
							s49-sch4	8
State Library of Queensland	RTI	1,807	1,234	317	256	85.8	s47(3)(a)	573
Total RTI		2,065	1,262	328	475	77.0		
Science, Information Technology, Innovation and the Arts	IP	26	26	0	0	100.0		
Queensland Performing Arts Trust	IP	24	15	9	0	100.0	s49-sch4	9
Total IP		50	41	9	0	100.0		
TOTAL		2,115	1,303	337	475	77.5		

Table 4. Number of pages included in a disclosure log - section 8(1)(d) RTI Regulation

PORTFOLIO/AGENCY	Published to disclosure log in full	Published to disclosure log in part	Total published to disclosure log from total pages considered		Total pages considered
	— no. —			%	no.
Science, Information Technology, Innovation and the Arts	28	11	39	15.1	258
State Library of Queensland	0	0	0	0.0	1,807
TOTAL	28	11	39	1.9	2,065

Table 5. Number of deemed decisions, and decisions taken to have been made on internal review - section 8(1)(e) RTI Regulation or section 6(d) IP Regulation

There were no deemed decisions or decisions taken to have been made at internal review.

Table 6. Number of refusals of amendment - section 6(e) IP Regulation

There were no refusals to amend documents.

Table 7. Number of internal review applications - section 8(1)(f) RTI Regulation or section 6(f) IP Regulation

There were no internal reviews.

Table 8. Number of external review applications - section 8(1)(g) RTI Regulation or section 6(g) IP Regulation

PORTFOLIO/AGENCY	No. of external reviews	Type of review	Decision	Act provision
State Library of Queensland	1	Direct	Varied	s145
TOTAL	1			

Table 9. Amount of fees and charges received under the RTI Act - section 8(1)(j) RTI Regulation

PORTFOLIO/AGENCY	Fees received	Processing charges received	Access charges received	Total received
		— \$ —		
Science, Information Technology, Innovation and the Arts	0	300	0	300
Minister for Science, Information Technology, Innovation and the Arts	39	0	0	39
TOTAL	39	300	0	339

Table 10. Amount of charges received under the IP Act - section 6(j) IP Regulation

There were no charges received under the IP Act.

APPENDIX 18 – State Development, Infrastructure and Planning

Table 1. Number of access applications - section 8(1)(a) RTI Regulation and section 6(a) IP Regulation

PORTFOLIO/AGENCY	Application type	On hand 1 July 2011 b/fwd	Received	Transferred	Withdrawn	Total	Finalised 30 June 2012	On hand 30 June 2012 c/fwd	Internal reviews received from finalised applications	
		— no. —							no.	%
State Development, Infrastructure and Planning	Access-RTI	3	35	0	14	24	18	6	1	5.6
Minister for Local Government and Planning (Planning)	Access-RTI	0	2	0	1	1	1	0	0	0.0
Queensland Reconstruction Authority	Access-RTI	0	1	0	0	1	1	0	0	0.0
Urban Land Development Authority	Access-RTI	0	1	0	0	1	0	1	0	N/A
Total RTI Applications		3	39	0	15	27	20	7	1	5.0
State Development, Infrastructure and Planning	Access-IP	0	4	0	0	4	4	0	0	0.0
Total IP Applications		0	4	0	0	4	4	0	0	0.0
TOTAL APPLICATIONS		3	43	0	15	31	24	7	1	4.2

Note: Percentages do not sum down the column, but reflect percentage totals across the row.

Table 2. Number of refusals to deal - section 8(1)(b) RTI Regulation and section 6(b) IP Regulation

There were no refusals to deal.

Table 3. Number of refusals of access - section 8(1)(c) RTI Regulation and section 6(c) IP Regulation

PORTFOLIO/AGENCY	Applic. type RTI / IP	Pages considered	Access in full	Access in part	Access refused	Pages released in full or part	Provisions	
		— no. —				%	invoked	no. of times
State Development, Infrastructure & Planning	RTI	9,747	2,727	835	6,185	36.5	s49	89
							s52	5
							s53(a)	109
							s53(d)	326
							s73(1)	1,582
							s73(2)	316
							sch3(2)(1)(a)	15
							sch3(3)(1)(b)	252
							sch3(3)(1)(d)	32
							sch3(6)(c)(i)	37
							sch3(7)	1,469
							sch3(8)(1)	52
							sch3(10)(4)	1,182
							sch3(10)(1)(a)	8
							sch3(3)(1)(b)	42
							sch3(3)(1)(c)	29
							sch3(3)(1)(f)	68
							sch4(3)(2)	209
							sch4(3)(3)	4

PORTFOLIO/AGENCY	Applic. type RTI / IP	Pages considered	Access in full	Access in part	Access refused	Pages released in full or part	Provisions	no. of times
			— no. —			%	invoked	
							sch4(3)(8)	4
							sch4(4)(4)(1)(a)	345
							sch4(4)(4)(1)(b)	93
							sch4(4)(6)	331
							sch4(4)(7)	318
							sch4(4)(7)(1)(a)	16
							sch4(4)(7)(1)(c)	262
							sch4(4)(10)	22
Queensland Reconstruction Authority	RTI	104	38	39	27	74.0	sch3(8)(1)	31
							sch4(3)(3)	27
Total RTI		9,851	2,765	874	6,212	36.9		
State Development, Infrastructure and Planning	IP	357	154	75	128	64.1	s88	22
							sch3(7)	4
							sch3(2)(1)(a)	1
							sch3(10)(1)(a)	68
							sch4(3)(2)	13
							sch4(3)(3)	7
							sch4(4)(6)	54
							sch4(4)(7)(1)(c)	20
							s52	1
Total IP		357	154	75	128	64.1		
TOTAL		10,208	2,919	949	6,340	37.9		

Table 4. Number of pages included in a disclosure log - section 8(1)(d) RTI Regulation

PORTFOLIO/AGENCY	Published to disclosure log in full	Published to disclosure log in part	Total published to disclosure log from total pages considered	%	Total pages considered
	— no. —				no.
State Development, Infrastructure and Planning	80	227	307	37.1	827
TOTAL	80	227	307	37.1	827

Table 5. Number of deemed decisions, and decisions taken to have been made on internal review - section 8(1)(e) RTI Regulation or section 6(d) IP Regulation

There were no deemed decisions or decisions taken to have been made at internal review.

Table 6. Number of refusals of amendment - section 6(e) IP Regulation

There were no refusals to amend documents.

Table 7. Number of internal review applications - section 8(1)(f) RTI Regulation or section 6(f) IP Regulation

PORTFOLIO/AGENCY	No. of internal reviews received	Internal review decision (i.e. upheld on review or varied on review)	If decision varied, how?	Exemption
State Development, Infrastructure and Planning	1	Varied on review	One additional document discovered and released in full	
TOTAL	1			

Table 8. Number of external review applications - section 8(1)(g) RTI Regulation or section 6(g) IP Regulation

PORTFOLIO/AGENCY	No. of external reviews	Type of review	Decision	Act provision
State Development, Infrastructure and Planning	1	Preceding Internal	Upheld	s90(4)(a)
	2	Direct	Upheld	Withdrawn
	1	Direct	Upheld	s90(4)(a)
TOTAL	4			

Table 9. Amount of fees and charges received under the RTI Act - section 8(1)(j) RTI Regulation

PORTFOLIO/AGENCY	Fees received	Processing charges received	Access charges received	Total received
		— \$ —		
State Development, Infrastructure and Planning	1,479	12,084	0	13,563
Minister for Local Government & Planning	78	0	0	78
Queensland Reconstruction Authority	39	0	0	39
Urban Land Development Authority	39	0	0	39
TOTAL	1,635	12,084	0	13,719

Table 10. Amount of charges received under the IP Act - section 6(j) IP Regulation

There were no charges received under the IP Act.

APPENDIX 19 – Tourism, Major Events, Small Business and The Commonwealth Games

Table 1. Number of access applications - section 8(1)(a) RTI Regulation and section 6(a) IP Regulation

PORTFOLIO/AGENCY	Application type	On hand 1 July 2011 b/fwd	Received	Transferred	Withdrawn	Total	Finalised 30 June 2012	On hand 30 June 2012 c/fwd	Internal reviews received from finalised applications	
				— no. —					no.	%
Tourism Queensland*	Access-RTI	1	0	0	0	1	1	0	0	0.0
Total RTI Applications		1	0	0	0	1	1	0	0	0.0
TOTAL APPLICATIONS		1	0	0	0	1	1	0	0	0.0

Notes:

Percentages do not sum down the column, but reflect percentage totals across the row.

* Tourism Queensland was a pre-MoG agency and the one application received was finalised 2 April 2012. There were no records for post-MoG agencies.

The Department of Tourism, Major Events, Small Business and The Commonwealth Games RTI statistics relating to the pre-MoG period are included within the aggregated Department of Employment, Economic Development and Innovation statistics listed under Department of Natural Resources and Mines.

Table 2. Number of refusals to deal - section 8(1)(b) RTI Regulation and section 6(b) IP Regulation

There were no refusals to deal.

Table 3. Number of refusals of access - section 8(1)(c) RTI Regulation and section 6(c) IP Regulation

There were no refusals of access.

Table 4. Number of pages included in a disclosure log - section 8(1)(d) RTI Regulation

There were no pages included in a disclosure log.

Table 5. Number of deemed decisions, and decisions taken to have been made on internal review - section 8(1)(e) RTI Regulation or section 6(d) IP Regulation

There were no deemed decisions or decisions taken to have been made at internal review.

Table 6. Number of refusals of amendment - section 6(e) IP Regulation

There were no refusals to amend documents.

Table 7. Number of internal review applications - section 8(1)(f) RTI Regulation or section 6(f) IP Regulation

There were no internal reviews.

Table 8. Number of external review applications - section 8(1)(g) RTI Regulation or section 6(g) IP Regulation

There were no external reviews.

Table 9. Amount of fees and charges received under the RTI Act - section 8(1)(j) RTI Regulation

There were no charges received under the RTI Act.

Table 10. Amount of charges received under the IP Act - section 6(j) IP Regulation

There were no charges received under the IP Act.

APPENDIX 20 – Transport and Main Roads

Table 1. Number of access applications - section 8(1)(a) RTI Regulation and section 6(a) IP Regulation

PORTFOLIO/AGENCY	Application type	On hand 1 July 2011 b/fwd	Received	Transferred	Withdrawn	Total	Finalised 30 June 2012	On hand 30 June 2012 c/fwd	Internal reviews received from finalised applications	
				— no. —					no.	%
Department of Transport and Main Roads	Access-RTI	62	549	3	174	434	392	42	17	4.3
Minister for Main Roads	Access-RTI	1	1	0	0	2	2	0	0	0.0
Minister for Transport and Main Roads	Access-RTI	0	2	0	0	2	0	2	0	N/A
North Queensland Bulk Ports Corporation Limited	Access-RTI	4	4	0	0	8	6	2	0	0.0
Ports North	Access-RTI	0	1	0	0	1	1	0	0	0.0
Port of Townsville Limited	Access-RTI	0	1	0	0	1	1	0	0	0.0
Queensland Rail	Access-RTI	3	22	0	2	23	22	1	0	0.0
The Gladstone Ports Corporation	Access-RTI	1	6	0	1	6	6	0	0	0.0
TransLink	Access-RTI	1	5	0	0	6	4	2	0	0.0
Total RTI Applications		72	591	3	177	483	434	49	17	3.9
Department of Transport and Main Roads	Access-IP	2	62	0	29	35	34	1	1	2.9
Queensland Rail	Access-IP	0	30	0	7	23	20	3	0	0.0
TransLink	Access-IP	11	211	0	11	211	210	1	0	0.0
Total IP Applications		13	303	0	47	269	264	5	1	0.4
TOTAL APPLICATIONS		85	894	3	224	752	698	54	18	2.6

Note: Percentages do not sum down the column, but reflect percentage totals across the row.

Table 2. Number of refusals to deal - section 8(1)(b) RTI Regulation and section 6(b) IP Regulation

PORTFOLIO/AGENCY	Provision invoked	No. of times
Department of Transport and Main Roads	Section 41 RTI	2
North Queensland Bulk Ports Corporation Limited	Section 40 RTI	2
Queensland Rail	Section 40 RTI	4
	Section 60 IP - Access	1
TOTAL		9

Table 3. Number of refusals of access - section 8(1)(c) RTI Regulation and section 6(c) IP Regulation

PORTFOLIO/AGENCY	Applic. type RTI / IP	Pages considered	Access in full	Access in part	Access refused	Pages released in full or part	Provisions	
							invoked	no. of times
			— no. —			%		
Department of Transport and Main Roads	RTI	24,388	20,250	1,847	2,291	90.6	s33	6
							s41	2
							s52	70
							s53(a)	3
							s55	1
							sch3(1)	50
							sch3(2)	5
							sch3(2)(1)(a)	215

PORTFOLIO/AGENCY	Applic. type RTI / IP	Pages considered	Access in full	Access in part	Access refused	Pages released in full or part	Provisions	no. of times
			— no. —			%	invoked	
							sch3(2)(1)(c)	8
							sch3(3)(1)(g)	17
							sch3(6)(c)(1)	16
							sch3(7)	811
							sch3(8)(1)	3
							sch3(10)(1)(f)	2
							sch3(10)(1)(h)	1
							sch3(10)(1)(i)	227
							sch3(10)(4)	134
							sch4	2,669
Minister for Main Roads	RTI	895	588	306	1	99.9	s52	1
							sch4	306
North Queensland Bulk Ports Corporation Limited	RTI	1,664	20	19	1,625	2.3	sch3(7)	9
							sch3(8)	1,610
							sch4	1,644
Ports North	RTI	7	7	0	0	100.0		
Port of Townsville Limited	RTI	3,447	3,447	0	0	100.0	s73	44
Queensland Rail	RTI	1,439	971	64	404	71.9	sch3(7)	32
							sch3(10)(4)	110
							sch4	326
The Gladstone Ports Corporation	RTI	136	34	102	0	100.0	s49-sch4	102
TransLink	RTI	4,874	4,767	60	47	99.0	s52	1
							sch3(8)(1)	47
							sch4	60
Total RTI		36,850	30,084	2,398	4,368	88.1		
Department of Transport and Main Roads	IP	380	370	10	0	100.0	s52	3
							s53	6
							s53(a)	3
							s53(d)	2
							sch3(10)(1)(b)	7
							sch4	3
Queensland Rail	IP	1,790	586	33	1,171	34.6	sch3(10)(4)	946
							sch4	258
TransLink	IP	4,901	2,218	625	2,058	58.0	s52	40
							sch3(7)	1,983
							sch4	700
Total IP		7,071	3,174	668	3,229	54.3		
TOTAL		43,921	33,258	3,066	7,597	82.7		

Table 4. Number of pages included in a disclosure log - section 8(1)(d) RTI Regulation

PORTFOLIO/AGENCY	Published to disclosure log in full	Published to disclosure log in part	Total published to disclosure log from total pages considered	%	Total pages considered
		— no. —		%	no.
Department of Transport and Main Roads	6,267	174	6,441	100.0	6,441
Minister for Main Roads	588	306	894	100.0	894
Ports North	7	0	7	100.0	7
Port of Townsville Limited	3,447	0	3,447	100.0	3,447
Queensland Rail	91	5	96	100.0	96
TransLink	5,233	65	5,298	100.0	5,298
TOTAL	15,633	550	16,183	100.0	16,183

Table 5. Number of deemed decisions, and decisions taken to have been made on internal review - section 8(1)(e) RTI Regulation or section 6(d) IP Regulation

PORTFOLIO/AGENCY	Provision invoked	No. of times
Department of Transport and Main Roads	Section 46 RTI	1
TOTAL		1

Table 6. Number of refusals of amendment - section 6(e) IP Regulation

There were no refusals to amend documents.

Table 7. Number of internal review applications - section 8(1)(f) RTI Regulation or section 6(f) IP Regulation

PORTFOLIO/AGENCY	No. of internal reviews received	Internal review decision (i.e. upheld on review or varied on review)	If decision varied, how?	Exemption
Department of Transport and Main Roads	7	Decision upheld on review		s52, sch3, sch4
	10	Varied on review	Additional information located	
	1	Varied on review	Exempt under different provision	sch3(10)(1)(g)
TOTAL	18			

Table 8. Number of external review applications - section 8(1)(g) RTI Regulation or section 6(g) IP Regulation

PORTFOLIO/AGENCY	No. of external reviews	Type of review	Decision	Act provision
Department of Transport and Main Roads	3	Preceding Internal		3 reviews withdrawn
	1	Preceding Internal	Varied	sch3(8)(1)
	1	Direct	Upheld	
	6	Direct		6 reviews withdrawn
	1	Direct		still active
North Queensland Bulk Ports Corporation Limited	1	Direct	Substituted	sch3(8)(1)
Queensland Rail	1	Direct		still active
TOTAL	14			

Table 9. Amount of fees and charges received under the RTI Act - section 8(1)(j) RTI Regulation

PORTFOLIO/AGENCY	Fees received	Processing charges received	Access charges received	Total received
		— \$ —		
Department of Transport and Main Roads	18,877	27,532	1,538	47,946
Minister for Main Roads	39	0	0	39
Minister for Transport and Main Roads	78	0	0	78
North Queensland Bulk Ports Corporation Limited	152	192	1,800	2,144
Ports North	39	0	0	39
Port of Townsville Limited	39	1,920	0	1,959
Queensland Rail	856	943	1,799	3,598
The Gladstone Ports Corporation	78	0	0	78
TransLink	194	432	0	626
TOTAL	20,352	31,019	5,137	56,507

Note: Totals may not add due to rounding. Figures are rounded to nearest \$1. Totals are based on pre-rounded figures.

Table 10. Amount of charges received under the IP Act - section 6(j) IP Regulation

PORTFOLIO/AGENCY	Access charges
	\$
TransLink	626
TOTAL	626

APPENDIX 21 – Queensland Treasury and Trade

Table 1. Number of access applications - section 8(1)(a) RTI Regulation and section 6(a) IP Regulation

PORTFOLIO/AGENCY	Application type	On hand 1 July 2011 b/fwd	Received	Transferred	Withdrawn	Total	Finalised 30 June 2012	On hand 30 June 2012 c/fwd	Internal reviews received from finalised applications	
					— no. —				no.	%
Queensland Treasury and Trade	Access-RTI	6	42	1	7	40	16	24	2	12.5
Board of Trustees of State Public Sector Super Fund	Access-RTI	0	1	0	0	1	0	1	0	N/A
Office of the Treasurer and Minister for Trade	Access-RTI	0	8	0	1	7	1	6	0	0.0
Total RTI Applications		6	51	1	8	48	17	31	2	11.8
Queensland Treasury and Trade	Access-IP	3	9	0	2	10	6	4	0	0.0
Board of Trustees of State Public Sector Super Fund	Access-IP	0	1	0	0	1	1	0	0	0.0
Total IP Applications		3	10	0	2	11	7	4	0	0.0
TOTAL APPLICATIONS		9	61	1	10	59	24	35	2	8.3

Notes:

Percentages do not sum down the column, but reflect percentage totals across the row.

Queensland Treasury and Trade - An error has been identified in the RTI and IP Annual Report 2010-11 which states - 'on hand 30 June 2011 c'fwd' figure of 4 for RTI access applications. This should have reflected 6.

Table 2. Number of refusals to deal - section 8(1)(b) RTI Regulation and section 6(b) IP Regulation

There were no refusals to deal.

Table 3. Number of refusals of access - section 8(1)(c) RTI Regulation and section 6(c) IP Regulation

PORTFOLIO/AGENCY	Applic. type RTI / IP	Pages considered	Access in full	Access in part	Access refused	Pages released in full or part	Provisions	
			— no. —			%	invoked	no. of times
Queensland Treasury and Trade	RTI	5,187	2,266	447	2,474	52.3	s49-sch4	470
							sch3(1)	135
							sch3(10)(1)(d)	2
							sch3(10)(1)(f)	252
							sch3(4)	807
							sch3(6)(c)(i)	213
							sch3(7)	93
							sch3(12)(1)	252
							sch3(2)(1)(a)	193
							sch3(2)(1)(b)	770
							sch3(2)(1)(c)	3
Office of the Treasurer and Minister for Trade	RTI	767	0	25	742	3.3	sch3(2)(1)(b)	48
							sch3(4)	719
Total RTI		5,954	2,266	472	3,216	46.0		
Queensland Treasury and Trade	IP	103	102	1	0	100.0	s49-sch4	1
Board of Trustees of State Public Sector Super Fund	IP	212	212	0	0	100.0		
Total IP		315	314	1	0	100.0		
TOTAL		6,269	2,580	473	3,216	48.7		

Table 4. Number of pages included in a disclosure log - section 8(1)(d) RTI Regulation

PORTFOLIO/AGENCY	Published to disclosure log in full	Published to disclosure log in part	Total published to disclosure log from total pages considered	%	Total pages considered
	no.	no.			
Queensland Treasury and Trade	158	242	400	47.0	851
Office of the Treasurer and Minister for Trade	0	25	25	52.1	48
TOTAL	158	267	425	47.3	899

Table 5. Number of deemed decisions, and decisions taken to have been made on internal review - section 8(1)(e) RTI Regulation or section 6(d) IP Regulation

There were no deemed decisions or decisions taken to have been made at internal review.

Table 6. Number of refusals of amendment - section 6(e) IP Regulation

There were no refusals to amend documents.

Table 7. Number of internal review applications - section 8(1)(f) RTI Regulation or section 6(f) IP Regulation

PORTFOLIO/AGENCY	No. of internal reviews received	Internal review decision (i.e. upheld on review or varied on review)	If decision varied, how?	Exemption
Queensland Treasury and Trade	2	Decision upheld on review		
TOTAL	2			

Table 8. Number of external review applications - section 8(1)(g) RTI Regulation or section 6(g) IP Regulation

There were no external reviews.

Table 9. Amount of fees and charges received under the RTI Act - section 8(1)(j) RTI Regulation

PORTFOLIO/AGENCY	Fees received	Processing charges received	Access charges received	Total received
			— \$ —	
Queensland Treasury and Trade	1,602	1,914	0	3,516
Board of Trustees of State Public Sector Super Fund	39	0	0	39
Office of the Treasurer and Minister for Trade	273	0	0	273
TOTAL	1,914	1,914	0	3,828

Table 10. Amount of charges received under the IP Act - section 6(j) IP Regulation

There were no charges received under the IP Act.