

2014

STATISTICAL RETURNS



**ELECTORAL COMMISSION
QUEENSLAND**

REDCLIFFE BY-ELECTION

22 February

Electoral Commission of Queensland
2014

DETAILS OF POLLING AT REDCLIFFE BY-ELECTION

Held on SATURDAY 22 February 2014

The Honourable Jarrod Bleijie MP
Attorney-General and Minister for Justice

Pursuant to section 18 (2) of the *Electoral Act 1992*, I am pleased to submit for presentation to Parliament, the details of polling at the Redcliffe By-Election held on 22 February 2014.

Walter van der Merwe
Electoral Commissioner
May 2014

**Redcliffe By-Election 2014
Statistical Returns**

Electoral Commission of Queensland

ABN: 69 195 695 244

ISBN No. 978-0-7242-6872-6

May 2014

Contents

Introduction	4
By-Election Timetable	5
Fast Facts	6
First Preference Count and Distribution of Preferences	8
Figure (1) Polling Booths Map.....	10
Polling Booths	11
Declared Institutions.....	11
Pre-Poll Offices	11
Figure (2) Candidate percentage of First Preference Votes Graph	12
Figure (3) Two Candidate Preferred Vote by Polling Booth Map.....	13

Introduction

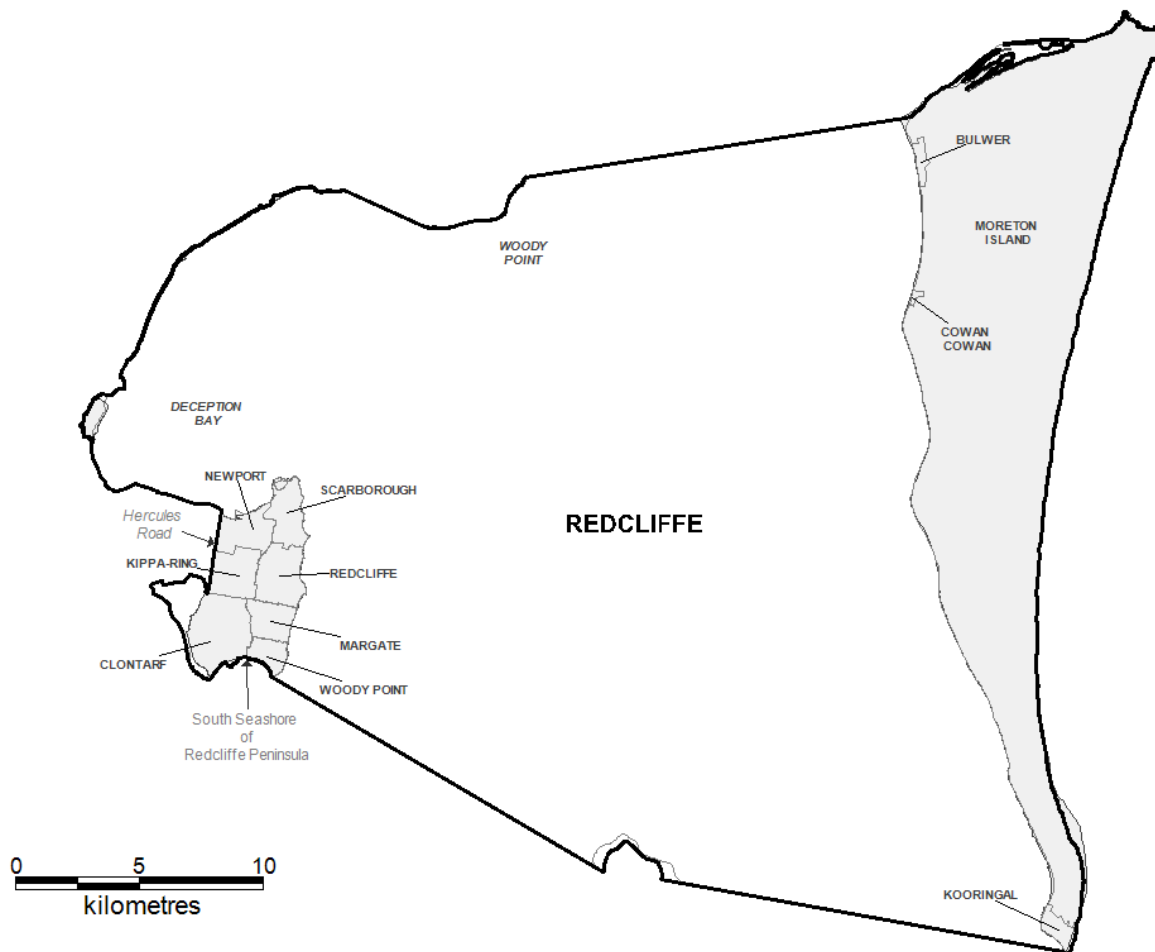
On 28 January 2014, Honourable Fiona Simpson MP, Speaker of the Legislative Assembly issued a writ for a by-election in the Electoral District of Redcliffe to fill a vacancy in Parliament following the resignation of Mr Scott Driscoll.

This was the second by-election during the term of the 54th Parliament and the 380th for Queensland Parliament since 1860.

Under legislative amendments enacted in 2011, electors are now given a second opportunity to lawfully enrol or update their enrolled address at any stage up to and including the day before Election Day. A further 440 enrolments occurred for this by-election.

There were nine candidates nominated for the Redcliffe By-Election. Mrs Yvette D'Ath (Australian Labor Party) was elected on preference votes on the 7th count.

Redcliffe Electoral District



By-Election Timetable

Issue of Writ Tuesday – 28 January 2014

Close of Roll 5.00 pm Monday – 3 February 2014

Close of Nominations for Candidates 12.00 Noon Thursday – 13 February 2014
How To Vote Card Lodgement 5.00 pm Friday – 14 February 2014

Pre-Poll Voting:

Pre-Poll In Person *Start:* Monday – 17 February 2014
End: 6.00 pm Friday – 21 February 2014

Postal *Applications Close:*
6.00 pm Thursday – 20 February 2014
End: 6.00pm Saturday – 22 February 2014
Cut-off for Return of Postal Ballot Papers:
6.00 pm Tuesday – 4 March 2014

Electoral Visitor *Applications Close:*
6.00 pm Thursday – 20 February 2014
End: 6.00 pm Saturday – 22 February 2014

Declared Institution *Start:* Monday – 17 February 2014
End: 6.00 pm Saturday – 22 February 2014

Polling Day Saturday – 22 February 2014

Return of Writ Friday – 28 February 2014

Deadline for Challenge Monday – 10 March 2014

Fast Facts

1. Administration

Returning Officer (RO):	Mr Michael Sherwin
Office Address:	193 Redcliffe Parade, REDCLIFFE QLD 4020 (PO Box 992, REDCLIFFE QLD 4020)
Polling Booths:	13
Pre-Poll Centres:	3
Declared Institutions:	10
No. of Polling Officials:	69

2. Demographic Profile (Based on 2011 Census data)

Demographic Attributes	Redcliffe	State Mean	Difference from State Mean	Comparative Ranking (of 89 Districts)
Percentage of Population 18+	79.97%	75.63%	+4.34%	12
Proportion of Australian Citizens 18+	79.93%	74.95%	+4.98%	8
Same Address Five Years Ago	50.31%	48.66%	+1.65%	40
Overseas Born	22.65%	20.49%	+2.16%	34
Language Other than English	5.92%	9.79%	-3.87%	51

3. Enrolled Elector Details:

Total Close of Roll:	33,146	Monday 3 February 2014
Female:	17,649 (53.25%)	
Male:	15,497 (46.75%)	
Total Enrol and Vote:	440	Friday 21 February 2014
Female:	235 (53.41%)	
Male:	205 (46.59%)	
Total Enrolment:	33,586	
Female:	17,884 (53.25%)	
Male:	15,702 (46.75%)	

4. Redcliffe Close of Nominations:

Thursday 13 February 2014

Number of Candidates: 9 (Female: 5 Male: 4)
 Participating Registered Parties: 4
 Independents: 5

5. Candidates' Names in Ballot Paper Order:

- TYRRELL, Andrew Charles
- VINCENT, Sally (Family First Party)
- THOMAS, Len
- MARSHALL, John (The Greens)
- BUCKLEY, Gabriel
- D'ATH, Yvette (Australian Labor Party)
- McMAHON, Talosaga
- WOOLLARD, Liz
- DOOLEY, Kerri-Anne (LNP)

6. Results

District Turnout: 28,547 (85.0% of total enrolment)
 Male: 13,082 (45.83%)
 Female: 15,465 (54.17%)

Total Formal Votes: 27,882 (97.67% of the Total Votes)

Total Informal Votes: 665 (2.33% of the Total Votes)

Election Result: Seat won on 7th preference count by Yvette D'Ath
 (Australian Labor Party)

7. Summary Statistics

(Comparison of State General Election 2012 with this By-Election)

	24 March 2012	22 February 2014
Total Enrolment	32,664	33,586
Candidates	5	9
Informal	2.39%	2.33%
Turnout	89.12%	85.0%
Won on Preferences	1st Count	7th Count
Seat Status	Safe (LNP)	Fairly Safe (ALP)

First Preference Count and Distribution of Preferences

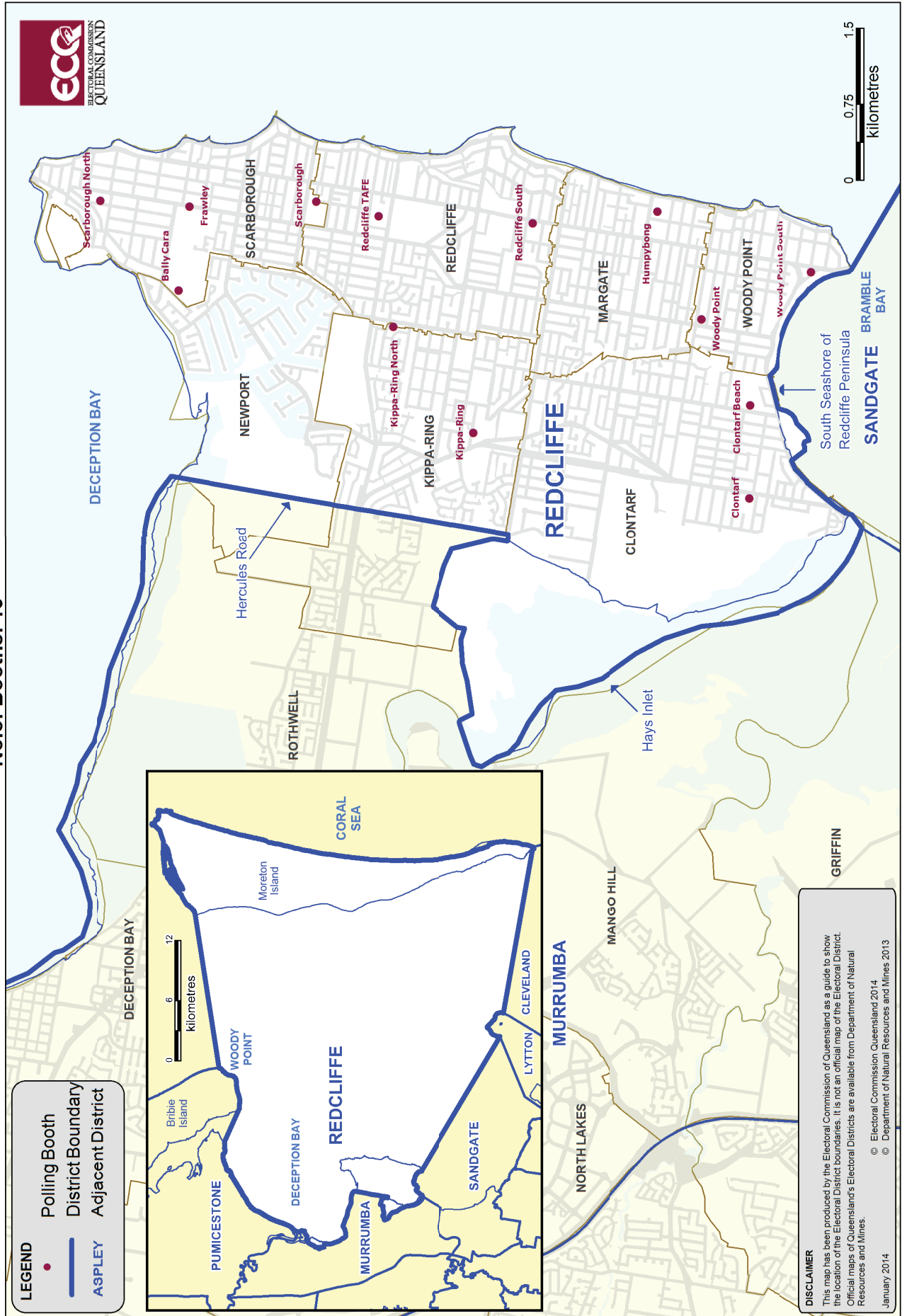
First Preference Votes Polled for each Candidate at each Polling Booth

Booth No.	Polling Booth	TYRRELL		VINCENT		THOMAS		MARSHALL		BUCKLEY		* D'ATH		McMAHON		WOOLLARD		DOOLEY		Total Formal Votes	Informal Votes	% of Total Votes		
		Andrew	Charles	Sally	FPP	Len	GRN	John	GRN	Gabriel	Yvette	Talosaga	Liz	Kerri-Anne	LNP	Total	%	Total	%					
1	Bally Cara	1	0.13%	7	0.92%	79	10.44%	11	1.45%	3	0.40%	237	31.31%	10	1.32%	2	0.26%	407	53.76%	757	12	1.56%	769	2.69%
2	Clontarf	11	0.73%	54	3.57%	119	7.87%	62	4.10%	14	0.93%	732	48.38%	30	1.98%	24	1.59%	467	30.87%	1,513	63	4.00%	1,576	5.52%
3	Clontarf Beach	9	0.62%	43	2.95%	159	10.91%	70	4.80%	21	1.44%	656	44.99%	14	0.96%	14	0.96%	472	32.37%	1,458	46	3.06%	1,504	5.27%
4	Frawley	10	0.87%	22	1.92%	149	13.02%	60	5.24%	8	0.70%	433	37.85%	14	1.22%	12	1.05%	436	38.11%	1,144	28	2.39%	1,172	4.11%
5	Humpybong	12	0.84%	41	2.88%	132	9.27%	78	5.48%	15	1.05%	627	44.03%	19	1.33%	29	2.04%	471	33.08%	1,424	40	2.73%	1,464	5.13%
6	Kippa-Ring	33	1.69%	68	3.47%	186	9.50%	87	4.44%	23	1.17%	953	48.67%	20	1.02%	28	1.43%	560	28.60%	1,958	74	3.64%	2,032	7.12%
7	Kippa-Ring North	18	1.07%	48	2.85%	188	11.17%	40	2.38%	16	0.95%	709	42.13%	28	1.66%	11	0.65%	625	37.14%	1,683	40	2.32%	1,723	6.04%
8	Redcliffe South	7	0.54%	29	2.23%	138	10.61%	71	5.46%	21	1.61%	590	45.35%	28	2.15%	26	2.00%	391	30.05%	1,301	45	3.34%	1,346	4.72%
9	Redcliffe TAFE	6	0.49%	43	3.53%	111	9.11%	59	4.84%	12	0.98%	549	45.04%	9	0.74%	14	1.15%	416	34.13%	1,219	28	2.25%	1,247	4.37%
10	Scarborough	7	0.46%	35	2.29%	187	12.22%	76	4.97%	18	1.18%	585	38.24%	15	0.98%	22	1.44%	585	38.24%	1,530	36	2.30%	1,566	5.49%
11	Scarborough North	5	0.78%	9	1.41%	72	11.29%	22	3.45%	1	0.16%	233	36.52%	3	0.47%	5	0.78%	288	45.14%	638	14	2.15%	652	2.28%
12	Woody Point	12	0.81%	46	3.11%	174	11.76%	82	5.54%	27	1.83%	649	43.88%	18	1.22%	20	1.35%	451	30.49%	1,479	38	2.50%	1,517	5.31%
13	Woody Point South	7	0.59%	26	2.17%	116	9.70%	57	4.77%	10	0.84%	543	45.40%	13	1.09%	31	2.59%	393	32.86%	1,196	32	2.61%	1,228	4.30%
Polling Booth Totals		138	0.80%	471	2.72%	1,810	10.46%	775	4.48%	189	1.09%	7,496	43.33%	221	1.28%	238	1.38%	5,962	34.46%	17,300	496	2.79%	17,796	62.34%
Postal, Special Postal, Unenrolled Votes		20	0.53%	68	1.80%	316	8.37%	104	2.75%	34	0.90%	1,890	50.04%	30	0.79%	42	1.11%	1,273	33.70%	3,777	25	0.66%	3,802	13.32%
Pre-Poll (in Person) Votes		39	0.60%	123	1.89%	694	10.65%	180	2.76%	41	0.63%	2,908	44.64%	91	1.40%	46	0.71%	2,393	36.73%	6,515	136	2.04%	6,651	23.30%
Polling Day Absent Votes		1	1.82%			4	7.27%			1	1.82%	29	52.73%	1	1.82%			19	34.55%	55	8	3.29%	243	0.85%
Electoral Visit Votes		7	2.98%	13	5.53%	13	5.53%	5	2.13%	3	1.28%	114	48.51%	2	0.85%	1	0.43%	77	32.77%	235				
Declared Institution Votes																								
Declaration and Pre-Poll Votes Totals		67	0.63%	204	1.93%	1,027	9.71%	289	2.73%	79	0.75%	4,941	46.69%	124	1.17%	89	0.84%	3,762	35.55%	10,582	169	1.57%	10,751	37.66%
Total First Preference Votes		205	0.74%	675	2.42%	2,837	10.18%	1,064	3.82%	268	0.96%	12,437	44.61%	345	1.24%	327	1.17%	9,724	34.88%	27,882	665	2.33%	28,547	100.00%

Preference Distribution	Distribution of Preferences														Total Formal Votes				
	TYRRELL Andrew Charles	VINCENT Sally	THOMAS Len	MARSHALL John	BUCKLEY Gabriel	* D'ATH Yvette	McMAHON Talosaga	WOOLLARD Liz	DOOLEY Kerri-Anne	remaining in count	Exhausted Votes	%							
First Preference Votes	205	675	2,837	1,064	268	12,437	345	327	9,724	27,882	34.88%	8	96	109	27,882				
TYRRELL Excluded (1st)	44	45.83%	24	25.00%	5	5.21%	3	3.13%	6	6.25%	2	2.08%	4	4.17%	8	8.33%	109	53.17%	
Total	719	2.59%	2,861	10.30%	1,069	3.85%	271	0.98%	12,443	44.80%	347	1.25%	331	1.19%	9,732	35.04%	27,773	109	0.39%
BUCKLEY Excluded (2nd)	13	10.32%	32	25.40%	19	15.08%	21	16.67%	21	16.67%	19	15.08%	13	10.32%	9	7.14%	126	145	53.51%
Total	732	2.65%	2,893	10.47%	1,088	3.94%	12,464	45.11%	12,496	45.53%	366	1.32%	344	1.25%	9,741	35.26%	27,628	254	0.91%
WOOLLARD Excluded (3rd)	14	8.81%	45	28.30%	18	11.32%	32	20.13%	32	20.13%	28	17.61%			22	13.84%	159	185	53.78%
Total	746	2.72%	2,938	10.71%	1,106	4.03%	12,496	45.53%	12,531	46.05%	394	1.44%			9,763	35.58%	27,443	439	1.57%
McMAHON Excluded (4th)	16	9.76%	64	39.02%	32	19.51%	35	21.34%	35	21.34%	32	19.51%			17	10.37%	164	230	58.38%
Total	762	2.80%	3,002	11.03%	1,138	4.18%	12,531	46.05%	12,599	46.95%	405	1.50%			9,780	35.94%	27,213	669	2.40%
VINCENT Excluded (5th)			146	38.22%	72	18.85%	68	17.80%	68	17.80%					96	25.13%	382	380	49.87%
Total			3,148	11.73%	1,210	4.51%	12,599	46.95%	12,657	47.46%	1,049	3.93%			9,876	36.81%	26,833	1,049	3.76%
MARSHALL Excluded (6th)			223	33.18%			405	60.27%							44	6.55%	672	538	44.46%
Total			3,371	12.82%			13,004	49.45%	13,039	50.55%	1,587	5.87%			9,920	37.73%	26,295	1,587	5.69%
THOMAS Excluded (7th)							1,039	62.63%							620	37.37%	1,659	1,712	50.79%
District Total							14,043	57.12%							10,540	42.88%	24,583	3,299	11.83%

* Indicates the winner

REDCLIFFE BY-ELECTION 2014 SHOWING POLLING BOOTH LOCATIONS
No. of Booths: 13



Polling Booths

No.	Polling Booth Name	Address
1	* Bally Cara	Retirement Village, Oyster Point Esplanade, SCARBOROUGH
2	Clontarf	Clontarf Beach State School Hall, 91 Elizabeth Avenue, CLONTARF
3	Clontarf Beach	Grace Lutheran Primary School Hall, 38 Maine Road, CLONTARF
4	* Frawley	BR Timothy Peter Centre, 294 Scarborough Road, SCARBOROUGH
5	# Humpybong	State School Hall, Ernest Street, MARGATE
6	Kippa-Ring	State School Hall, Korsch Street, KIPPA-RING
7	# Kippa-Ring North	Salvation Army Community Hall, 64-72 Ashmole Road, REDCLIFFE
8	* Redcliffe South	Senior Citizens Centre, 401 Oxley Avenue, REDCLIFFE
9	# Redcliffe TAFE	Block C, 64-68 Klinger Road, REDCLIFFE
10	Scarborough	State School, Garsden Street, SCARBOROUGH
11	Scarborough Point	Alice Bartlett Hall, 72 Seaville Avenue, SCARBOROUGH
12	# Woody Point	Catholic Church Hall, Cnr Collins St & Victoria Avenue, WOODY POINT
13	Woody Point South	Memorial Hall, Cnr Oxley Ave & Hornibrook Esplanade, WOODY POINT

Wheelchair access: * Full # Assisted

Declared Institutions

Declared Institution Name	Address
Azure Blue	91 Anzac Avenue, REDCLIFFE QLD 4020
Cooinda House	60 George Street, KIPPA-RING QLD 4021
Hibernian Aged Care Facility	Oyster Point Esplanade, SCARBOROUGH QLD 4020
Lodges on George	109 George Street KIPPA-RING QLD 4021
Ozanam Villa	159 King Street CLONTARF QLD 4019
Peninsula Aged Care Service	111 George Street, KIPPA-RING QLD 4021
Peninsula Private Hospital	Cnr George & Florence Streets, KIPPA-RING QLD 4021
Redcliffe Hospital	Anzac Avenue, REDCLIFFE QLD 4020
Redcliffe Nursing Home	39 Baringa Street, CLONTARF QLD 4019
Waimarie Aged Care & Pensioner - Accommodation	26 Alfred Street, WOODY POINT QLD 4019

Pre-Poll Offices

Pre- Poll Office Name	Address
ECQ Head Office	Forestry House, 160 Mary Street, BRISBANE QLD 4000
Kippa Ring	246 Anzac Avenue, KIPPA-RING QLD 4021
Office of the Returning Officer – Redcliffe	193 Redcliffe Parade, REDCLIFFE QLD 4020

Figure (2) Candidate percentage of First Preference Votes Graph

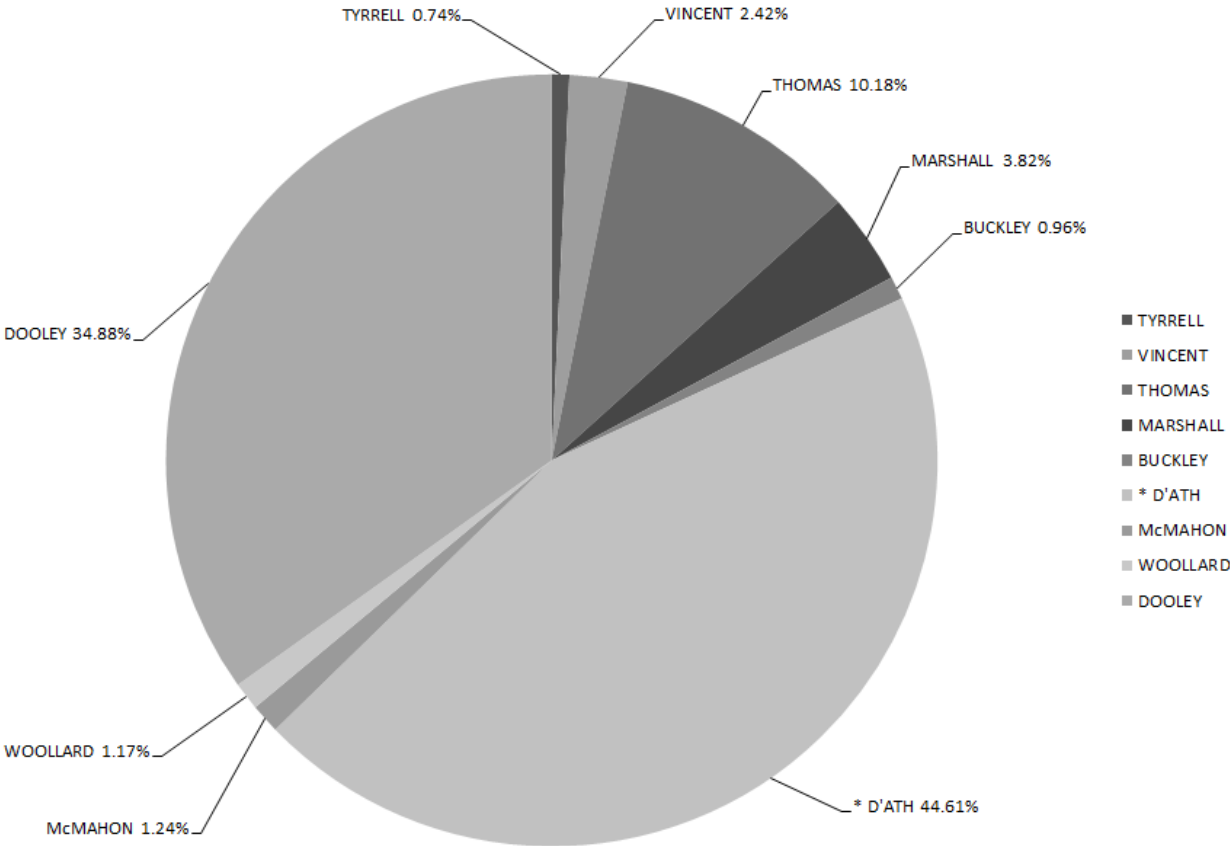


Figure (3) Two Candidate Preferred Vote by Polling Booth Map

